

SIEMENS



iSensoric: Designed to give the perfect wash with the least resources. Especially your time.



Unmatched
quality
standard


10 years
motor
warranty*

Experience the liberating feel of an under 60 minutes[#] washcycle with the new range of Siemens washing machines. [siemens-home.bsh-group.in/](https://www.siemens-home.bsh-group.in/)

The future moving in.

Siemens Home Appliances

As per Cottons 40°C programme without additional options selected. May vary according to the models.



"We don't just pursue visions.
We make dreams a reality."

- Werner von Siemens

We bring the future closer to people. In their homes.

For more than 165 years, Siemens has been a German industrial and technological brand. It is in our genes to look further into the future than others in order to offer technical solutions to the major challenges of our times. This holds true especially for those innovations with which we improve the quality of life in people's homes.

No invention contributes more to our well-being than those we come into contact with on a daily basis. And no environmental technology is more valuable than one that is used a million-fold. From the first washing machine in the 1920s to the first fully automatic dishwasher and the invention of Zeolith drying technology – the innovative strength of our global enterprise ensures that the future finds its way into people's homes.

Siemens Home Appliances set standards in the market. They are the expression of progressive ideas, a consistent quest for performance and a strong, stylistic awareness to satisfy the most diverse demands of a modern lifestyle. Our timeless and contemporary designs continue to receive recognition from many international design awards, including iF and reddot.



Smart features that bring the human touch.

Party wear, occasion wear or even your regular work wear, iSensoric washes every wash load with utmost precision to deliver unsurpassed laundry care every time. Intelligent sensors like WaterPerfect Plus, SpeedPerfect and EcoPerfect, control each aspect of the washing process. iSensoric technology takes inputs from these sensors to detect the fabric and uses the least amount of water, detergent and energy to deliver the perfect wash with the most efficient use of resources.

iSensoric: Wash smart with three intelligent sensors.



Temperature Sensor



Flow Sensor



Load Sensor



A finely developed taste for high fashion.
And advanced sensors for everything else.



A machine so intelligent,
it optimizes the use of precious
resources. Especially your time.

The new iSensoric range of washing machines adds to your style statement with precision washing. From designer gowns to expensive outfits, bring high technology and intelligence to your laundry with the right amount of care and attention. iSensoric has in-built sensors that economize on resources, especially your time, so that your precious clothes get quality care. Faster. Under 60 minutes* to be precise.




Time Comparison Chart

Programme	Normal wash cycle	With Speed
Cottons	120 MIN	60 MIN
Synthetics	119 MIN	59 MIN
Daily Wash	63 MIN	45 MIN

* As per Cottons 40°C program without additional options selected. May vary according to the models.

iQdrive motor: durable and quiet.

The iQdrive is a frictionless, brushless, magnetic motor, which withstands wear and tear effortlessly. It can wash 9kg. loads for years with consistent long-lasting performance. The confidence in Siemens' innovative technology offers a 10-year warranty for its motor. The iSensoric washing machine is designed for reliable noise-free washing. The high-precision stabilization sensor and automatic stabilization system housed within the antiVibration-designed sidewalls ensure low noise levels, even at high spin speeds. So much so that laundry cleaning happens without disturbing your sleep.



10 years
motor
warranty*



*T&C apply.



Straight from R&D,
iSensoric brings a clinical
approach to washing.



waveDrum: thorough
cleaning with a gentle touch.

The innovative waveDrum is designed to ensure optimal distribution of the laundry and deliver a wash that is extremely gentle on the clothes. Its unique wave pattern with steep and flat sides, creates a wash that's both tough and gentle. The specially designed paddles in the drum also ensure optimal water flow through and around the clothes, generating an excellent wash result. Accurate sensors and precise control electronics determine the best wash cycle for your favourite clothes. Optimum drum and temperature operation ensure customized care to safeguard the quality of your laundry.



**AntiVibration
sidewalls**

antiVibration sidewalls:
zero noise.

The patented design of the antiVibration sidewall counteracts drum vibrations by increasing stability. Its high-tech sensors constantly monitor the load balance. It uses this information to continually adjust the drum rotation to eliminate vibrations caused by imbalance and significantly reduces noise.



WaterPerfect

waterPerfect Plus:
technology that optimizes
water usage.

This intelligent water sensor system recognizes the fabric-type and precise load size. Using these two inputs, it dispenses the right amount of water, automatically and precisely. This ensures you always achieve a perfect wash result with optimal water consumption.



Less ironing

easyIron: makes ironing
easy with gentle spins.

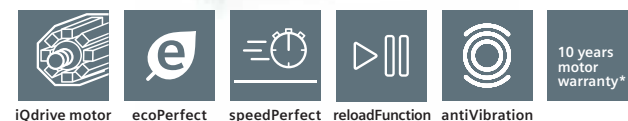
This option reduces the spin speed, which in turn reduces the tangling and creasing of clothes. Additionally, the water is drained out slowly, letting the fabric retain moisture longer, which makes ironing easier.



VoltMonitor


voltMonitor: indicates
fluctuations in power
supply.

The voltMonitor keeps a watch on disruptions in electrical power supply. During instances of low voltage, it prolongs the wash cycle and indicates it on the display.



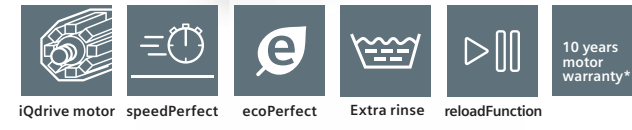

Model	WM14W540IN	WM14W441IN
Performance	<ul style="list-style-type: none"> Capacity: 9.0 kg Spin speed: 1400 to 400 rpm Energy efficiency A+++ 	<ul style="list-style-type: none"> Capacity: 9.0 kg Spin speed: 1400 to 400 rpm
Key Features	<ul style="list-style-type: none"> iQdrive motor ecoProjection - energy consumption monitor speedPerfect ecoPerfect reloadFunction 	<ul style="list-style-type: none"> iQdrive motor ecoPerfect speedPerfect reloadFunction antiVibration sidewalls
Additional Features	<ul style="list-style-type: none"> antiVibration sidewalls LED display • Drum interior light easyIron • waterPerfect Plus Touch control panel waveDrum • aquaStop Foam detection system • preWash Time delay: continuous 24 hrs. 	<ul style="list-style-type: none"> LED display • Touch control panel waveDrum • Drum interior light aquaStop • preWash Foam detection system easyIron waterPerfect Plus Time delay: continuous 24 hrs. Extra rinse
Special Programmes	<ul style="list-style-type: none"> Shirts • Super quick (15 min./30 min.) Mix • Wool (Gentle handwash) Delicate (Silk) • Outdoor • Duvet Drum Clean • Stain removal 	<ul style="list-style-type: none"> Shirts (Business) • Duvet Outdoor • Hygiene Super Quick 15min • Mix Wool (Gentle handwash)
Technical Information	<ul style="list-style-type: none"> Noise level Washing: 47 dB Noise level Spinning: 71 dB Dimensions: 85.0 x 60.0 x 59.0 cm (H x W x D) Can be built under 	<ul style="list-style-type: none"> Noise level Washing: 47 dB Noise level Spinning: 71 dB Dimensions: 85.0 x 60.0 x 59.0 cm (H x W x D) Can be built under

• Important information (applicable for all models): water pressure of 0.3 to 10 bar and 15A plug point are pre-requisites. *T&C apply.



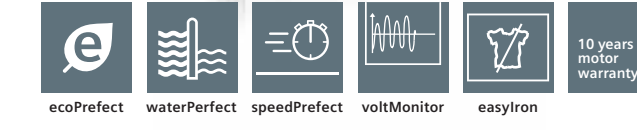

Model	WM14T469IN	WM14T461IN
Performance	<ul style="list-style-type: none"> Capacity: 8.0 kg Spin speed: 1400 to 400 rpm 	<ul style="list-style-type: none"> Capacity: 8.0 kg Spin speed: 1400 to 400 rpm
Key Features	<ul style="list-style-type: none"> iQdrive motor speedPerfect ecoPerfect Rinse + reloadFunction 	<ul style="list-style-type: none"> iQdrive motor speedPerfect ecoPerfect Rinse + reloadFunction
Additional Features	<ul style="list-style-type: none"> antiVibration sidewalls LED display waterPerfect Plus Touch control panel easyIron • waveDrum Multiple water protection Foam detection system Time delay: continuous 24 hrs. 	<ul style="list-style-type: none"> antiVibration sidewalls LED display waterPerfect Plus Touch control panel easyIron • WaveDrum Multiple water protection Foam detection system Time delay: continuous 24 hrs.
Special Programmes	<ul style="list-style-type: none"> Hygiene • Super quick (15 min./30 min.) Wool (Gentle handwash) Delicate (Silk) • Jeans Drum Clean • Blanket Shirts • Sportswear 	<ul style="list-style-type: none"> Hygiene • Super quick (15 min./30 min.) Wool (Gentle handwash) Delicate (Silk) • Jeans Drum Clean • Blanket Shirts • Sportswear
Technical Information	<ul style="list-style-type: none"> Noise level Washing: 49 dB Noise level Spinning: 72 dB Dimensions: 85.0 x 60.0 x 59.0 cm (H x W x D) Can be built under 	<ul style="list-style-type: none"> Noise level Washing: 49 dB Noise level Spinning: 72 dB Dimensions: 85.0 x 60.0 x 59.0 cm (H x W x D) Can be built under

• Important information (applicable for all models): water pressure of 0.3 to 10 bar and 15A plug point are pre-requisites. *T&C apply.



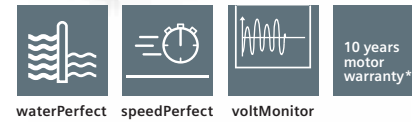
Model	WM12T460IN	WM14T468IN
Performance	<ul style="list-style-type: none"> Capacity: 8.0 kg Spin speed: 1200 to 400 rpm 	<ul style="list-style-type: none"> Capacity: 7.5 kg Spin speed: 1400 to 400 rpm
Key Features	<ul style="list-style-type: none"> ecoProjection iQdrive motor speedPerfect ecoPerfect antiVibration sidewalls 	<ul style="list-style-type: none"> iQdrive motor speedPerfect ecoPerfect Rinse + reloadFunction
Additional Features	<ul style="list-style-type: none"> Hygiene programme easyIron waterPerfect Plus Time delay: continuous 24 hrs. reloadFunction waveDrum voltMonitor drumClean Touch control buttons Foam detection system 	<ul style="list-style-type: none"> antiVibration sidewalls LED display waterPerfect Plus Touch control panel easyIron WaveDrum Multiple water protection Foam detection system Time delay: continuous 24 hrs.
Special Programmes	<ul style="list-style-type: none"> Super 15/30 min Hygiene Gentle Wash Kidswear Jeans DailyWash Sports 	<ul style="list-style-type: none"> Hygiene Super quick (15 min./30 min.) Wool (Gentle handwash) Delicate (Silk) Jeans Drum Clean Blanket Shirts Sportswear
Technical Information	<ul style="list-style-type: none"> Noise level Washing: 49 dB Noise level Spinning: 74 dB Dimensions: 85.0 x 60.0 x 63.5 cm (H x W x D) Can be built under 	<ul style="list-style-type: none"> Noise level Washing: 49 dB Noise level Spinning: 72 dB Dimensions: 85.0 x 60.0 x 59.0 cm (H x W x D) Can be built under

• Important information (applicable for all models): water pressure of 0.3 to 10 bar and 15A plug point are pre-requisites. *T&C apply.



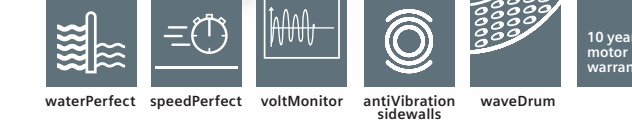
Model	WM12T461IN	WM12K269IN
Performance	<ul style="list-style-type: none"> Capacity: 7.5 kg Spin speed: 1200 to 400 rpm 	<ul style="list-style-type: none"> Capacity: 7.0 kg Spin speed: 1200 to 400 rpm
Key Features	<ul style="list-style-type: none"> iQdrive motor ecoPerfect waterPerfect Plus reloadFunction speedPerfect waveDrum 	<ul style="list-style-type: none"> ecoPerfect waterPerfect speedPerfect voltMonitor easyIron reloadFunction
Additional Features	<ul style="list-style-type: none"> antiVibration sidewalls Touch control buttons Foam detection system voltMonitor Time delay: continuous 24 hrs. Child lock Multiple water protection 	<ul style="list-style-type: none"> waveDrum antiVibration sidewalls LED display Multiple water protection Time delay: continuous 24 hrs. Child lock Magnetic door lock Foam detection system Bottom cover - Stainless steel
Special Programmes	<ul style="list-style-type: none"> Jeans Shirts Hygiene Super Quick 15/30' Delicate/Silk Blanket Sportswear Wool (Gentle handwash) 	<ul style="list-style-type: none"> Monsoon (Freshen up) Super quick 15 min./30 min. Shirts (Business) Kidswear (Extra clean) Jeans Delicate (Silk) Drum Clean Sportswear Wool (Gentle handwash) Duvet
Technical Information	<ul style="list-style-type: none"> Noise level Washing: 49 dB Noise level Spinning: 74 dB Dimensions: 85.0 x 60.0 x 63.5 cm (H x W x D) Can be built under 	<ul style="list-style-type: none"> Noise level Washing: 54 dB Noise level Spinning: 74 dB Dimensions: 85.0 x 60.0 x 60.0 cm (H x W x D) Can be built under

• Important information (applicable for all models): water pressure of 0.3 to 10 bar and 15A plug point are pre-requisites. *T&C apply.



Model	WM12K169IN	WM12K168IN
Performance	<ul style="list-style-type: none"> Capacity: 7.0 kg Spin speed: 1200 to 400 rpm 	<ul style="list-style-type: none"> Capacity: 7.0 kg Spin speed: 1200 to 400 rpm
Key Features	<ul style="list-style-type: none"> waveDrum waterPerfect Plus speedPerfect voltMonitor antiVibration sidewalls 	<ul style="list-style-type: none"> waterPerfect speedPerfect voltMonitor antiVibration sidewalls waveDrum reloadFunction
Additional Features	<ul style="list-style-type: none"> waveDrum antiVibration sidewalls LED display Multiple water protection Time delay: continuous 24 hrs. Child lock Magnetic door lock Foam detection system Bottom cover - Stainless steel 	<ul style="list-style-type: none"> LED display Multiple water protection Time delay: continuous 24 hrs. Child lock Magnetic door lock Foam detection system preWash Bottom cover - Stainless steel
Special Programmes	<ul style="list-style-type: none"> Monsoon (Freshen up) Hygiene Super Quick 15 min./30 min. Kidswear (Extra clean) Delicate (Silk) Synthetics mix Wool (Gentle handwash) 	<ul style="list-style-type: none"> Monsoon (Freshen up) Hygiene Super Quick 15 min./30 min. Kidswear (Extra clean) Delicate (Silk) Synthetics mix Wool (Gentle handwash)
Technical Information	<ul style="list-style-type: none"> Noise level Washing: 54 dB Noise level Spinning: 74 dB Dimensions: 85.0 x 60.0 x 60 cm (H x W x D) Can be built under 	<ul style="list-style-type: none"> Noise level Washing: 54 dB Noise level Spinning: 74 dB Dimensions: 85.0 x 60.0 x 60.0 cm (H x W x D) Can be built under

• Important information (applicable for all models): water pressure of 0.3 to 10 bar and 15A plug point are pre-requisites. *T&C apply.



Model	WM10K166IN	WM10K161IN
Performance	<ul style="list-style-type: none"> Capacity: 7.0 kg Spin speed: 1000 to 400 rpm 	<ul style="list-style-type: none"> Capacity: 7.0 kg Spin speed: 1000 to 400 rpm
Key Features	<ul style="list-style-type: none"> varioPerfect autoLoad Imbalance load sensor Mix load Extra rinse 	<ul style="list-style-type: none"> waterPerfect speedPerfect voltMonitor antiVibration sidewalls waveDrum reloadFunction
Additional Features	<ul style="list-style-type: none"> LED display Foam detection system Time delay: continuous 24 hrs. Child lock Multiple water protection 	<ul style="list-style-type: none"> LED display Multiple water protection Time delay: continuous 24 hrs. Child lock Magnetic door lock Foam detection system preWash Bottom cover - Stainless steel
Special Programmes	<ul style="list-style-type: none"> Sportswear Shirts Jeans Hygiene Super Quick 30'/15' Wool handwash Mix Delicate/Silk 	<ul style="list-style-type: none"> Monsoon (Freshen up) Hygiene Super Quick 15 min./30 min. Kidswear (Extra clean) Delicate mix Wool (Gentle handwash)
Technical Information	<ul style="list-style-type: none"> Noise level Washing: 57 dB Noise level Spinning: 73 dB Dimensions: 85.0 x 60.0 x 55.0 cm (H x W x D) Can be built under 	<ul style="list-style-type: none"> Noise level Washing: 55 dB Noise level Spinning: 73 dB Dimensions: 85.0 x 60.0 x 60 cm (H x W x D) Can be built under

• Important information (applicable for all models): water pressure of 0.3 to 10 bar and 15A plug point are pre-requisites. *T&C apply.



sensoFresh with active oxygen:
removes stubborn odours quickly
and effectively without washing.

Cigarette smoke, cooking smells, body odour
stick to the clothes. Now you can get rid of them
without washing with water. Even for sensitive
and non-washable fabric. Thanks to active
oxygen and an intelligent network of sensors.
Wear your perfectly refreshed clothes in 30-45
minutes. Choose from two settings the level of
intensity of odour removal.



When fresh-smelling clothes are as important as fresh-looking ones.



sensoFresh - eliminates odours without washing.

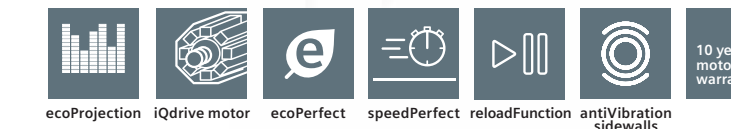
Clothes pick up odours even as you indulge in parties, dinners and adventures. Now you can enjoy these moments to the fullest and the clothes, in just 30 minutes with sensoFresh. It uses active oxygen to remove odours quickly without using water or detergent. Even for clothes that are meant to be dry-cleaned.

Low temperature option for sensitive fabrics.

The Hygiene programme is particularly suited for delicate fabrics that cannot be washed at high temperatures. Look forward to the removal of up to 99.99% germs even at low temperatures with active oxygen. Based on new technology, the Dry programme eliminates harsh, persistent odours, such as tobacco smoke and cooking fumes, without water.

Prevents the formation of odours inside the drum.

The Drum Clean programme ensures that not just your clothes but also the wash drum contains no traces of odour. Active oxygen effectively prevents the accumulation of odour-causing bacteria and soil and ensures a completely clean machine. With a built-in reminder function to prevent odour build-up, live life to the fullest with the sensoFresh system.



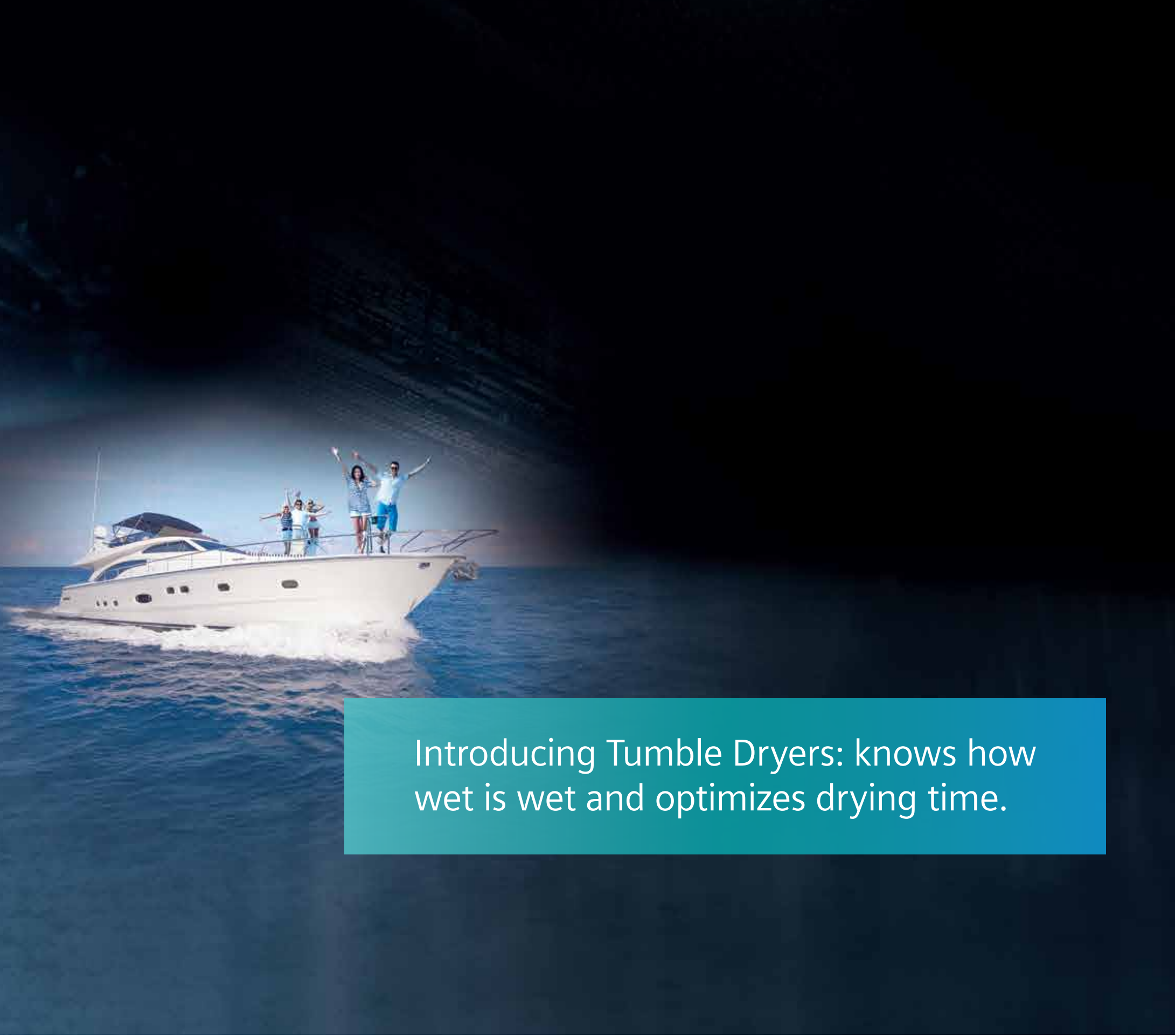
Model	WM14W790IN
Performance	<ul style="list-style-type: none"> Capacity: 9.0 kg Spin speed: 1400 to 400 rpm
Key Features	<ul style="list-style-type: none"> iQdrive motor ecoPerfect speedPerfect reloadFunction antiVibration sidewalls ecoProjection - energy consumption monitor
Additional Features	<ul style="list-style-type: none"> LED display • Touch control panel waveDrum • Drum interior light • aquaStop preWash • Foam detection system easyIron • waterPerfect Plus Time delay: continuous 24 hrs. Extra rinse sensoFresh • Hygiene • Shirts (business)
Special Programmes	<ul style="list-style-type: none"> Dark Wash (Jeans) • Outdoor • Super 15' Dedicate Wool
Technical Information	<ul style="list-style-type: none"> Noise level Washing: 48 dB Noise level Spinning: 72 dB Dimensions: 85.0 x 60.0 x 59.0 cm (H x W x D) Can be built under

• Important information (applicable for all models): water pressure of 0.3 to 10 bar and 15A plug point are pre-requisites. *T&C apply.



DuoTronic moisture sensor:
automatically chooses the ideal time
for perfect drying of the clothes.

The sensor controlled technology constantly detects the humidity in the dryer and stops the drying process when the clothes are perfectly dry. It also selects the optimum temperature and the drying cycle time for your clothes, taking into account the mix of textiles in your load.



Introducing Tumble Dryers: knows how wet is wet and optimizes drying time.



softDrying system:
intelligent design for the most delicate drying care.

A large drum and smooth door interior combine with curved paddles to give your clothes the perfect finish. The curved paddles lift the clothes and move them gently around the drum, allowing them to dry more efficiently. The design creates a cushion of air between the clothes and drum walls, reducing frictional impact and protecting the fibers.



activeSteam and Anti-crease:
no creases on your clothes and forehead.

Two special steam programmes dry, de-wrinkle and refresh your laundry. 'Steam to Iron' softens the cotton-synthetic fabrics and provide greater ease when ironing. 'Steam to Refresh' gives your business suits and casual wear the 'dry-clean' look. Each programme includes an extended fluffing period at the end that straightens out the creases from your washing and drying process. The additional 'less ironing' option reduces the effort of ironing your clothes.



XXL Drum size:
large heating area for more efficient drying.

Clothes that are not well spread out or fully exposed to heat naturally take a longer time to dry. Siemens dryers come with 112 litre XXL drum size, (twice that of our washing machine drums) to enable the clothes to fully open up. As larger surface areas of clothes are exposed to hot air, clothes dry faster and efficiently.



Model	WT47W540BY/WT45W460IN	WT46B201IN/WT44B202IN
Performance	<ul style="list-style-type: none"> Capacity: 9.0 kg Dryer type: Condenser with heat pump Energy efficiency: A++ 	<ul style="list-style-type: none"> Capacity: 8.0 kg Dryer type: Condenser
Key Features	<ul style="list-style-type: none"> duoTronic technology softDrying system antiVibration sidewall selfCleaning condenser reloadFunction 	<ul style="list-style-type: none"> duoTronic technology Wool drying basket antiVibration sidewalls activeAir technology reloadFunction
Additional Features	<ul style="list-style-type: none"> Touch control buttons Drum interior light antiCrease cycle End of cycle buzzer Time delay: continuous 24 hours 	<ul style="list-style-type: none"> LED display Drum interior light Anti-crease cycle 60 min Air Flow drying system Child lock Programme end indication
Special Programmes	<ul style="list-style-type: none"> Shirts (Business) • Duvet Pillow (Down) • Outdoor Towels • Hygiene Super 40' • Mixed fabric Woolen (Finish) • Lingerie 	<ul style="list-style-type: none"> Mix • Wool drying in basket Outdoor • Dry shoes Lingerie • Pillow Jeans • Rapid 40' Shirts/Blouses • Towels Synthetic blankets
Technical Information	<ul style="list-style-type: none"> Noise level: drying - 63 dB Dimensions: 84.2 X 59.8 X 59.9cm (H X W X D) Can be built under 	<ul style="list-style-type: none"> Noise level: drying - 65 dB Dimensions: 84.2 x 59.7 x 63.6 cm (H x W x D) Can be built under



Model	WT44E100IN	WT34A202IN
Performance	<ul style="list-style-type: none"> Capacity: 7.0 kgs Dryer type: Condenser 	<ul style="list-style-type: none"> Capacity: 7.0 kgs Dryer type: Air-vented
Key Features	<ul style="list-style-type: none"> duoTronic technology softDrying system antiVibration sidewalls Low heat drying easyIron 	<ul style="list-style-type: none"> duoTronic technology softDrying system antiVibration sidewalls Low heat drying easyIron
Additional Features	<ul style="list-style-type: none"> LED chain Anti-crease cycle - 90 mins. Child lock Condensation tank at the bottom Programme end indication Galvalume drum 	<ul style="list-style-type: none"> LED display Galvalume drum Anti-crease cycle - 60 mins. End of cycle buzzer Time delay: continuous 24 hrs.
Special Programmes	<ul style="list-style-type: none"> Cupboard dry plus Cupboard dry Iron dry Warm 20°/40°/60° 	<ul style="list-style-type: none"> Cupboard dry plus Cupboard dry Iron dry Warm 20°/40°/60°
Technical Information	<ul style="list-style-type: none"> Noise level: Drying - 66 dB Dimensions: 84.0 x 60.0 x 64.0 cm (H x W x D) Can be built under 	<ul style="list-style-type: none"> Noise level: Drying - 65 dB Dimensions: 84.2 x 59.8 x 63.0 cm (H x W x D) Can be built under



Save effort, space
and time with Siemens
washer-dryers.

The ideal all-rounders for your laundry care. Get perfect wash and cupboard-ready clothes in under 60 minutes*. With its huge display and clear operation, you can select and control your laundry cycles for washing and drying from a wide range of options available. Siemens washes and dries without any interruption. Just lean back and relax until your washing comes out of the machine, clean and dry.

* As per Cottons 40°C programme without additional options selected. May vary according to the models.



Introducing Washer-Dryers:
double the work, half the effort.



iQdrive motor:
durable and quiet.

The iQdrive is a frictionless, brushless, magnetic motor, which withstands wear and tear effortlessly. It can wash 9 kg. loads for years and with consistent long-lasting performance. This innovative technology allows Siemens to have full confidence in its motor and offer a 10-year warranty.



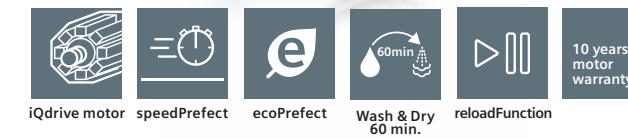
ecoPerfect:
washing that cuts power
consumption by 50%

Intelligent load and flow sensors tell the machine the exact nature of the wash load. This helps the software to provide the optimum level of water and detergent needed for the perfect wash. All these cut out wasteful electricity consumption while giving you the wash results you desire.



Wash and Dry – 60 minutes*.
From wash to cupboard-ready
clothes, ready in an hour.

This feature washes and completely dries your clothes within 60 minutes* in one seamless programme. Dump the wash load, select the feature and go back to what you were doing. In an hour, get clean, dry and ready-to-wear clothes.



Model	WD15G460IN
Performance	<ul style="list-style-type: none"> Capacity: Washing - 8.0 kg Drying - 5.0 kg Spin speed: 1500 to 400 rpm Energy efficiency: A
Key Features	<ul style="list-style-type: none"> iQdrive motor speedPerfect ecoPerfect Wash & Dry - 60 min. (5 kg.) reloadFunction
Additional Features	<ul style="list-style-type: none"> Rinse+ antiVibration sidewalls LED display Touch control panel varioSoft drum Multiple water protection Foam detection system Time delay: continuous 24 hrs. Automatic load detection system
Special Programmes	<ul style="list-style-type: none"> Washing: Fluff clean Delicate (Silk) Wool Super 15 Wash & Dry 60' Mix Shirts/Business Drying: Intensive dry
Technical Information	<ul style="list-style-type: none"> Gentle dry Noise level Washing: 52 dB Noise level Spinning: 74 dB Dimensions: 84.5 x 59.8 x 59.8 cm (H x W x D) Can be built under

* Important information (applicable for all models): water pressure of 0.3 to 10 bar and 15A plug point are pre-requisites.
*T&C apply. This is a limited period offer, for more information visit www.siemens-home.com/in



Contact Siemens

Your local Siemens dealer will be pleased to provide more detailed information and advice you on your choice of appliance. However, if you have questions or comments about any of our appliances, we would be pleased to hear from you.



Every Siemens appliance is carefully created to the exacting standard that our customers deserve. There is no compromise, no cutting corners, owning a Siemens appliance brings confidence and style to your home life. We draw on many years of manufacturing experience and feedback with customers to design machines that meet your everyday needs. Extensive research and testing of every component gives you a level of confidence that will last for many years.



Customer Care

Siemens has been the pioneer of in-house customer care service. This is because once you own a Siemens appliance, you'll own it for a lifetime. Our in-house customer service is geared up to solve all your problem send queries.



www.siemens-home.bsh-group.in/



Service and Spares

We guarantee the availability of our spare parts for a minimum period of 10 years. Simply call our service number to purchase the required accessories or spare parts.



1-800-209-1850 (toll-free)
Monday-Saturday - 8:00 am to 8:00 pm

Experience
the complete range
of Siemens
home appliances.



Oven



Coffee
Centre



Warmer
Dryer



Hood



Refrigerator



Dishwasher



Hobs

BSH Household appliances reserves the right to change specifications without notice, in the interest of technological progress.

While every effort has been made to ensure that all specifications and descriptions are correct at the time of going to press, this brochure should not be regarded as an infallible guide nor as an offer of sale for a particular product. Due to variables in the reproduction process, colours of actual products may vary slightly from those depicted. We recommend a visit to a Siemens dealer to confirm that specifications and colours are to your specifications.

All rights reserved. No part of this publication may be reproduced in any form by any means without the prior written permission of BSH Household Appliances Manufacturing Pvt. Ltd. (EOE).

Valid from June, 2017.
BSH Household Appliances.

BSH Household Appliances Manufacturing Pvt. Ltd. Arena House, II Floor, Main Building, Plot No. 103, Room No. 12, MIDC, Andheri, Mumbai 400093, INDIA.

BSH Group is a Trademark Licensee of Siemens AG.

For sales enquiries and service requests call the Siemens toll free number at 1800 209 1850.
(Monday - Saturday: 8am to 8 pm)

siemens-home.bsh-group-in/

