

# PH36GS

## 27-INCH DEPTH WALL HOOD (36-INCH WIDTH)

PROFESSIONAL SERIES



42-inch model PH42GS shown.  
36-inch model PH36GS features 2 lights.

### FEATURES & BENEFITS

- Three fan speeds
- Auto function senses heat from the cooking surface and adjusts fan speeds
- Powerfully Quiet ventilation systems
- Extended capture area ensures removal of smoke and odor
- Built-in 'Clean Filter' reminder light illuminates after 40 hours of operation
- 27" depth hood is a perfect companion to the Pro Grand Professional Range
- Delayed shut-off tackles lingering odors for up to 10 minutes
- Dimmer lighting – for a soft lighting effect
- Two infrared keep-hot lamps hold food warm until serving time

### ACCESSORIES (OPTIONAL)

25 ft. Blower Connector Cable - EXTNCB25

For use with the following Inline and Remote Blowers: VTR630P, VTR1030P, VTR1330P, VTI610P, VTI1010P

Roofplates

RFPLT600P - For use with 600 CFM Remote Blower VTR630P

RFPLT1000P - For use with 1000 CFM Remote Blower VTR1030P and 1300 CFM Blower VTR1330P

36" W, 6" H Stainless Steel Duct Cover	DC36US
36" W, 12" H Stainless Steel Duct Cover	DCT36US
Roof Jack and Transition	RJ310
10" Wall Cap	WC10

### GENERAL PROPERTIES

Operating Mode	Ducted
Maximum CFM	N/A
Number of Speed Settings	3-Stage
Motor Location	Blower (Sold Separately)
Number Of Lights	2
Bulb Type	40 W - G9 Base
Total Power Of The Lamps (W)	80 W
Damper Included	Yes
Grease Filter Material	Washable Stainless Steel
Grease Filter Type	Commercial-Style Baffle

### TECHNICAL DETAILS

Watts (W)	N/A
Current (A)	15; 20 A
Volts (V)	120 V
Frequency (Hz)	60 HZ
Plug Type	120V-3 Prong

### DIMENSIONS & WEIGHT

Overall Appliance Dimensions (Width Of Canopy Included) (HxWxD) (in)	18" x 35 <sup>15</sup> / <sub>16</sub> " x 27"
Required Distance Above Cooktop / Range Cooking Surface	30" / 30"
Diameter of Air Duct (in) Top	10"
Diameter of Air Duct (in) Back	10"
Net Weight (lbs)	80 lbs

### ACCESSORIES (REQUIRED)

Blower (Sold Separately)

### BLOWER OPTIONS

Remote Blower (Mounted to Roof or External Wall)	VTR630P - 600 CFM
	VTR1030P - 1000 CFM
	VTR1330P - 1300 CFM
Inline Blower (Mounted Between Kitchen and External Wall)	VTI610P - 600 CFM
	VTI1010P - 1000 CFM
Integrated Blower (Mounted in Hood)	VTN630N - 600 CFM
	VTN1030N - 1000 CFM

### WARRANTY

Limited Warranty Parts And Labor	2 Year
----------------------------------	--------

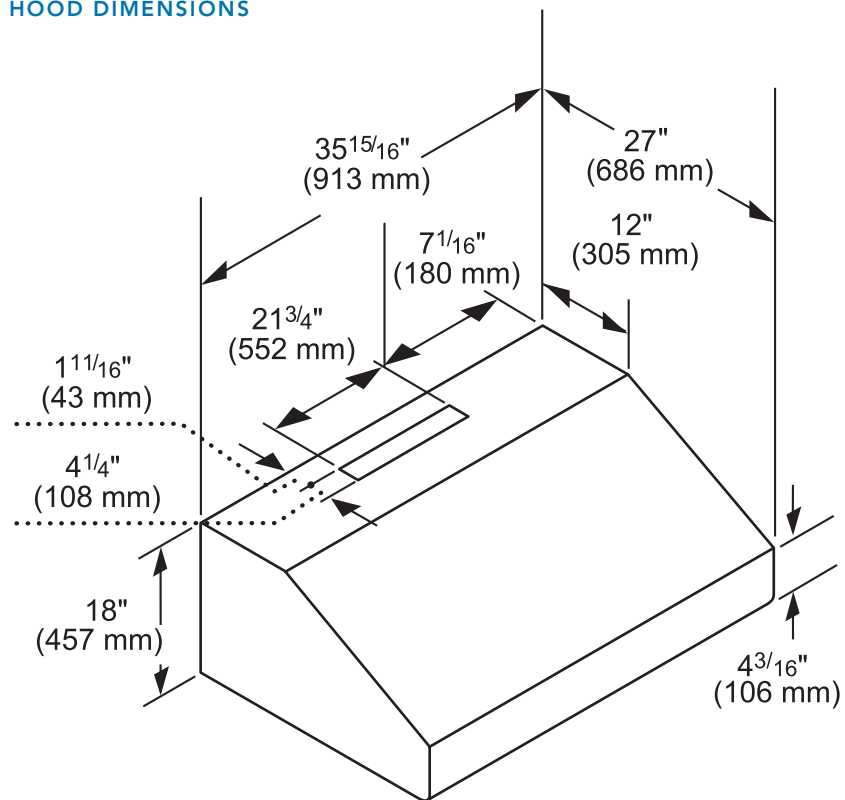
# PH36GS

## 27-INCH DEPTH WALL HOOD (36-INCH WIDTH)

PROFESSIONAL SERIES



### HOOD DIMENSIONS



measurements in inches and mm

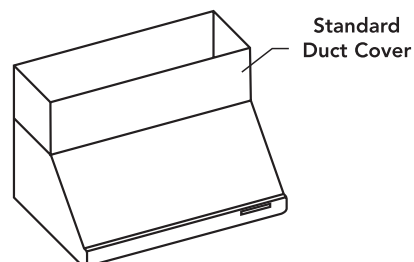
### OPTIONAL ACCESSORIES

#### 36" WIDE DUCT COVER

DC36US 6" HIGH

DCT36US 12" HIGH

Stainless steel duct cover for wall hood applications



# PH36GS

## 27-INCH DEPTH WALL HOOD (36-INCH WIDTH)

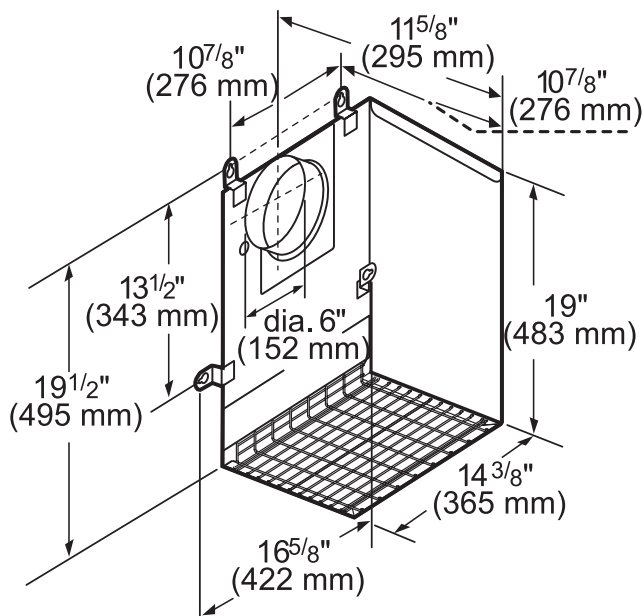
PROFESSIONAL SERIES



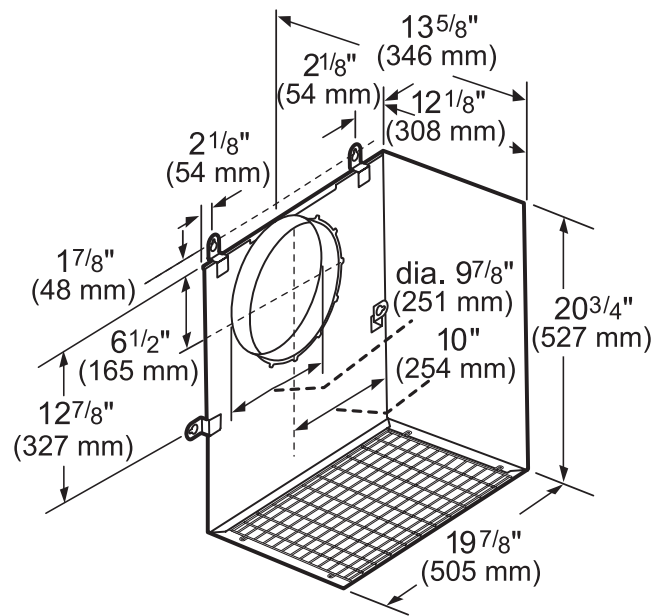
REMOTE BLOWERS (MOUNTED TO ROOF OR EXTERNAL WALL)

VTR630P-600 CFM

VTR1030P-1000 CFM

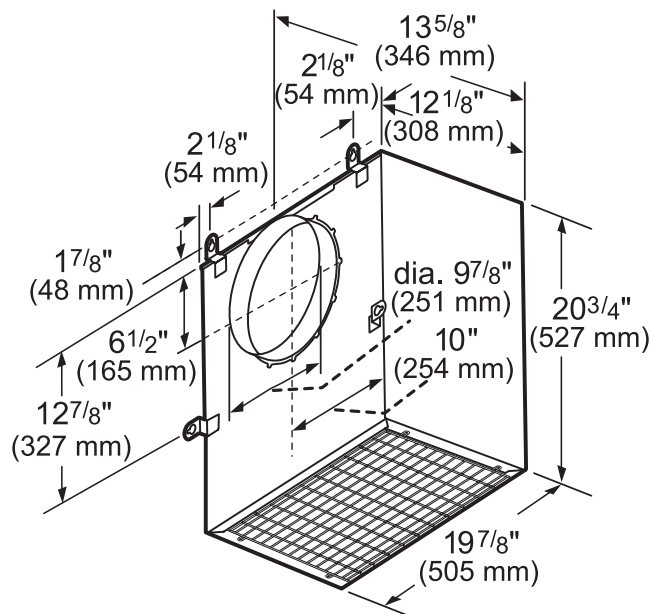


measurements in inches and mm



measurements in inches and mm

VTR1330P-1300 CFM



measurements in inches and mm

# PH36GS

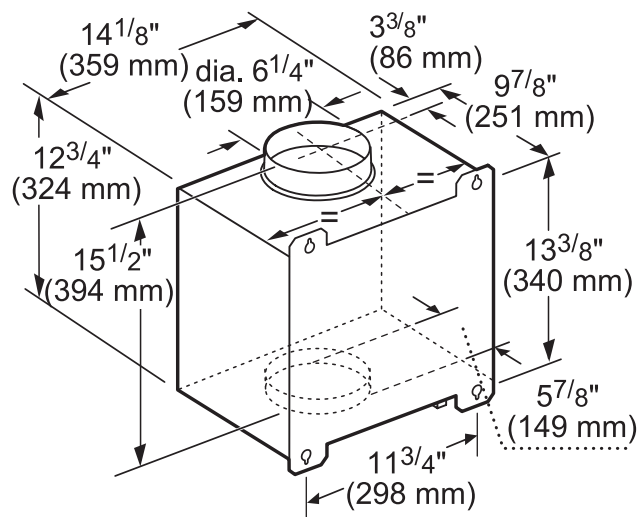
## 27-INCH DEPTH WALL HOOD (36-INCH WIDTH)

PROFESSIONAL SERIES



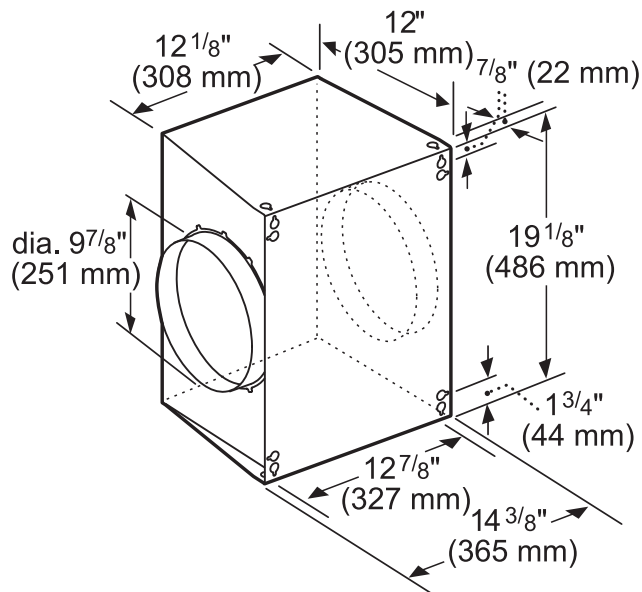
### INLINE BLOWERS (MOUNTED BETWEEN KITCHEN AND EXTERNAL WALL)

VTI610P-600 CFM



measurements in inches and mm

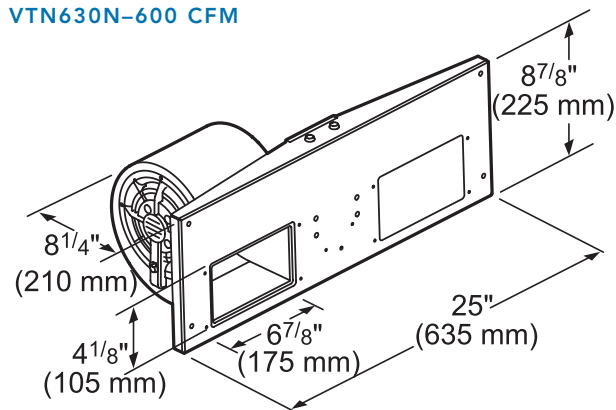
VTI1010P-1000 CFM



measurements in inches and mm

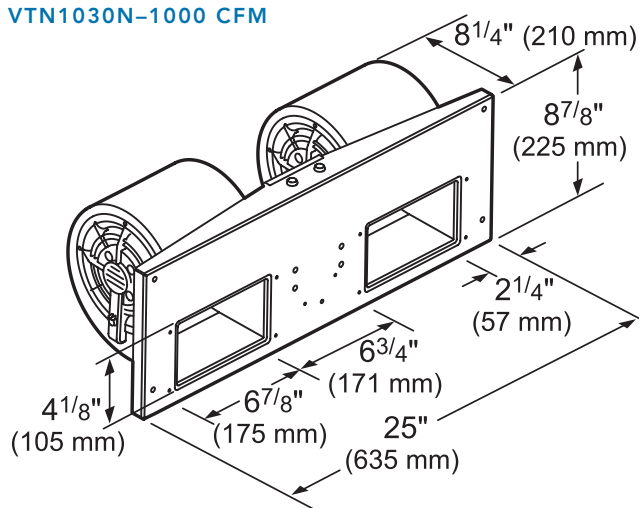
### INTEGRATED BLOWERS (MOUNTED IN HOOD)

VTN630N-600 CFM



measurements in inches and mm

VTN1030N-1000 CFM



# PH36GS

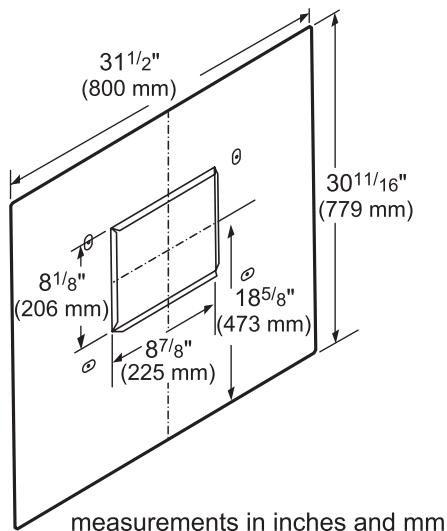
## 27-INCH DEPTH WALL HOOD (36-INCH WIDTH)

### PROFESSIONAL SERIES

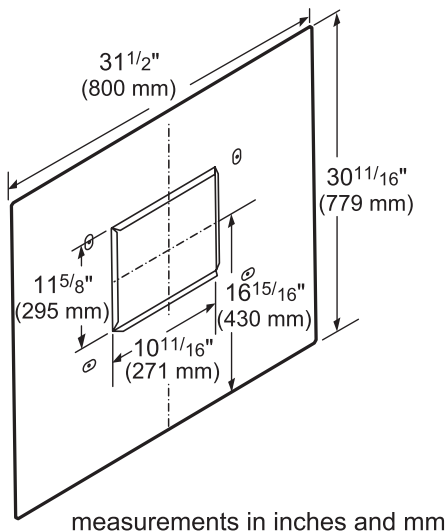


#### REMOTE BLOWER ACCESSORIES

##### ROOFPLATE-RFPLT600P



##### ROOFPLATE-RFPLT1000P

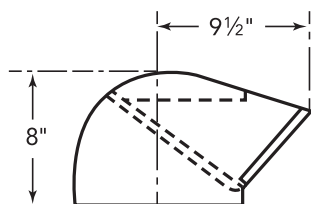


##### EXTNCB25

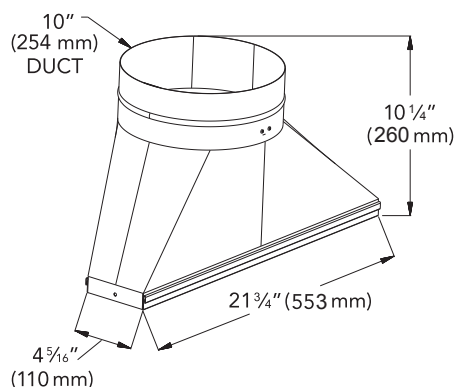
25 ft. Blower Connector Cable for use with the following Inline and Remote blowers: VTR630P, VTR1030P, VTR1330P, VT1610P, VT11010P

#### ROOF JACK & TRANSITION

##### ROOF JACK-RJ310

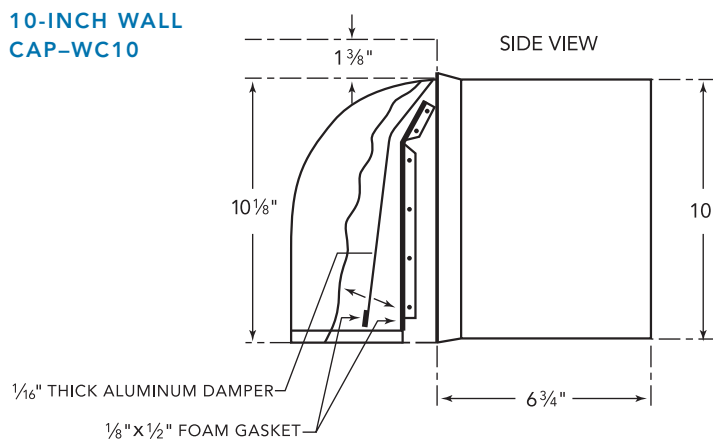


##### TRANSITION



#### WALL CAPS

##### 10-INCH WALL CAP-WC10



These warranties give you specific legal rights and you may have other rights that vary from state to state. Full warranty and limited warranty from date of installation. For complete warranty details, refer to your Use & Care manual, or ask your dealer.

Specifications are for planning purposes only. Refer to installation instructions and consult your countertop supplier prior to making counter opening. Consult with a heating and ventilation engineer for your specific ventilation requirements. For the most detailed information, refer to installation instructions accompanying product or write to Thermador indicating the model number. Specifications are correct at time of printing. Thermador reserves the right to change product specifications or design without notice. Some models are certified for use in Canada. Thermador is not responsible for products that are transported from the U.S. for use in Canada.