

30" Single Wall Oven Right Swing Door

Benchmark® Series – Stainless Steel HBLP451RUC



BOSCH
Invented for life



HBLP451RUC
Stainless Steel

The Bosch wall oven features a SideOpening door for easier cavity access and a high-resolution TFT user interface.

Features & Benefits

SideOpening door offers better ergonomic access to the oven cavity.

The color TFT control panel with SteelTouch™ buttons is easy to use.

A full-extension telescopic rack offers safe access to the oven cavity.

The wall oven is designed to be installed flush with cabinetry.

Bosch wall ovens are compatible with most competitors' cutouts.

AutoProbe takes the guesswork out of rare, medium and well done cooking.

Convection Multi-Rack combines a third heating element with a back fan for even browning and time savings by using multiple racks at one time.

General Properties

| | |
|-------------------|---|
| Oven modes | Bake, Variable Broil (hi & low), Roast, Warm, Sabbath, Proof Dough, Convection Bake, Convection Broil, Convection Roast, Pizza, Convection Multi-Rack, Convection Conversion, AutoProbe, Fast Preheat, EcoChef, Speed Convection (Frozen Foods) |
| Cleaning type | Self Clean |
| Telescopic rack | 1 |
| Illumination type | Halogen |
| Interior lights | 2 |

Oven Performance

| | |
|--------------------|---------|
| Bake element | 2,400 W |
| Broil element | 3,800 W |
| Convection element | 2,000 W |

Technical Details

| | |
|-------------------|---------------------------|
| Watts | 6,325 W |
| Circuit breaker | 30 A |
| Volts | 240 / 208 V |
| Frequency | 60 Hz |
| Power cord length | 60" |
| Plug type | Fixed Connection, No Plug |
| Energy source | Electric |



Dimensions & Weight

| | |
|--|-----------------------------------|
| Overall appliance dimensions (HxWxD) | 29" x 29 3/4" x 24 1/2" |
| Required cutout size – Standard (HxWxD) | 27" – 28 5/8" x 28 1/2" x 23 1/2" |
| Required cutout size – Flush (HxWxD) | 29 1/8" x 30 3/4" x 24 1/2" |
| Oven cavity size | 4.6 cu. ft. |
| Overall oven interior dimensions (HxWxD) | 17 13/16" x 24 1/8" x 18" |
| Usable oven interior dimensions (HxWxD) | 12 5/16" x 23 1/4" x 15 1/4" |
| Net Weight (lbs) | 149 lbs |

Accessories—Included

| | |
|----------|--|
| Included | 1 Telescopic and 2 Standard Oven Racks, Temperature Probe, Broiler Pan |
|----------|--|

Accessories—Optional



HEZTR301
30" Telescopic Rack



00798845
30" Flat Rack



† To be fully ADA compliant, these units must be installed according to ADA guidelines. Please check current ADA requirements for guidance on installation.

Accessories: To purchase Bosch accessories, cleaners & parts please visit www.bosch-home.com/us/store or call 1-800-944-2904 (Mon to Fri 5 am to 6 pm PST, Sat 6 am to 3 pm PST).

Notes: All height, width and depth dimensions are shown in inches. BSH reserves the absolute and unrestricted right to change product materials and specifications, at any time, without notice. Consult the product's installation instructions for final dimensional data and other details prior to making cutout.

Warranties: Please see Use & Care manual or Bosch website for statement of limited warranty.

For more information on our entire line of products, go to www.bosch-home.com/us or call 1-800-944-2904

© BSH Home Appliances Corporation. All rights reserved. Bosch is a registered trademark of Robert Bosch GmbH.

30" Single Wall Oven Right Swing Door

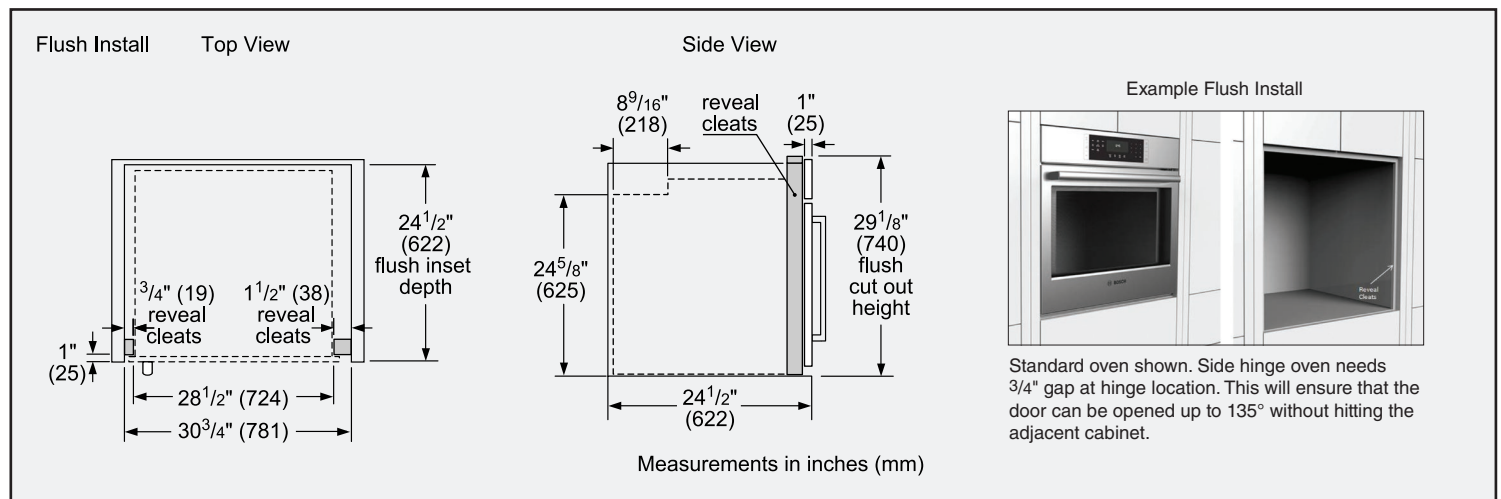
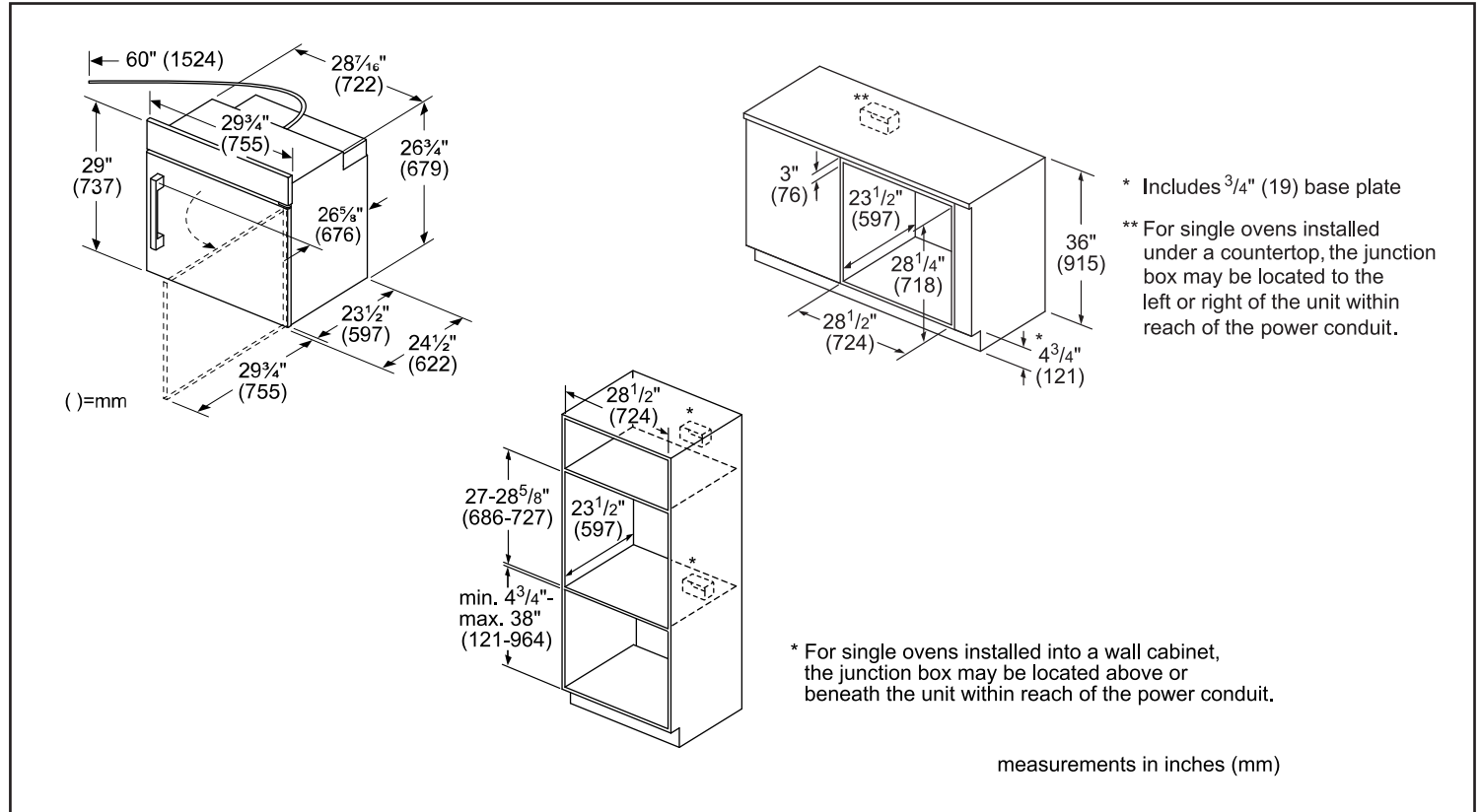
Benchmark® Series – Stainless Steel HBLP451RUC



BOSCH

Invented for life

Installation Details



Accessories: To purchase Bosch accessories, cleaners & parts please visit www.bosch-home.com/us/store or call 1-800-944-2904 (Mon to Fri 5 am to 6 pm PST, Sat 6 am to 3 pm PST).

Notes: All height, width and depth dimensions are shown in inches. BSH reserves the absolute and unrestricted right to change product materials and specifications, at any time, without notice. Consult the product's installation instructions for final dimensional data and other details prior to making cutout.

Warranties: Please see Use & Care manual or Bosch website for statement of limited warranty.

For more information on our entire line of products, go to www.bosch-home.com/us or call 1-800-944-2904

© BSH Home Appliances Corporation. All rights reserved. Bosch is a registered trademark of Robert Bosch GmbH.

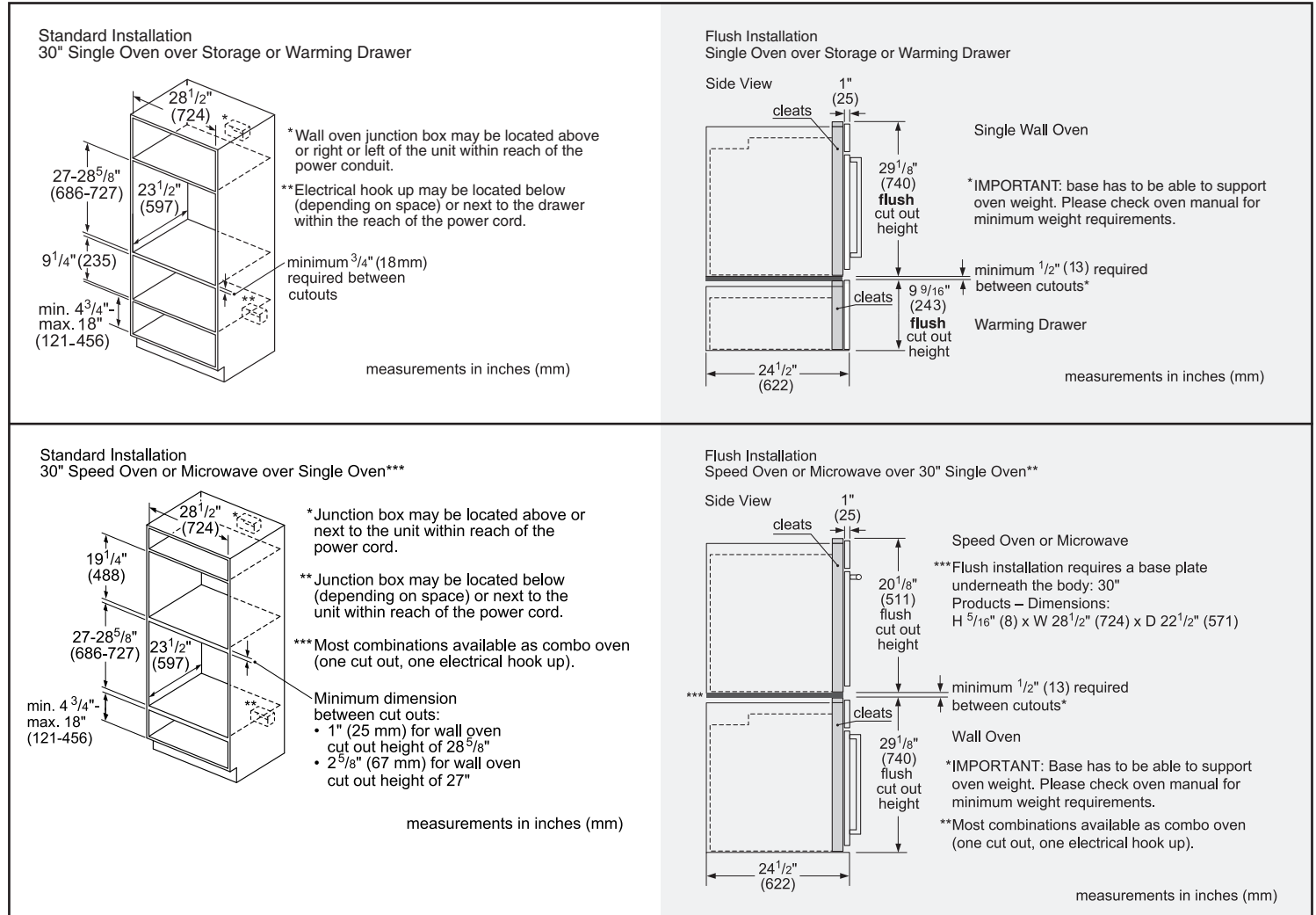
30" Single Wall Oven Right Swing Door

Benchmark® Series – Stainless Steel HBLP451RUC



BOSCH
Invented for life

Installation Details



Accessories: To purchase Bosch accessories, cleaners & parts please visit www.bosch-home.com/us/store or call 1-800-944-2904 (Mon to Fri 5 am to 6 pm PST, Sat 6 am to 3 pm PST).

Notes: All height, width and depth dimensions are shown in inches. BSH reserves the absolute and unrestricted right to change product materials and specifications, at any time, without notice. Consult the product's installation instructions for final dimensional data and other details prior to making cutout.

Warranties: Please see Use & Care manual or Bosch website for statement of limited warranty.

For more information on our entire line of products, go to www.bosch-home.com/us or call 1-800-944-2904

© BSH Home Appliances Corporation. All rights reserved. Bosch is a registered trademark of Robert Bosch GmbH.

30" Single Wall Oven Right Swing Door

Benchmark® Series – Stainless Steel HBLP451RUC



BOSCH
Invented for life

Bosch Side-By-Side Built-In Oven Approved Combination Guide

Single ovens, microwaves, speed ovens, and drawers approved by BSH Home Appliances Corporation to be installed in combination.

IMPORTANT: When installing an oven in combination, a minimum distance between the ovens is required. Refer to the oven installation manual for all other measurements.

Do not install a self-cleaning oven beside another self-cleaning oven.

Appliances that are not listed must be approved under local codes and/or by the local authority having jurisdiction. For the latest updates to the approved combination, refer to the website listed in your appliance's installation instructions.

Approved Combinations

| Conventional Ovens | Built-in Microwaves | Steam Ovens | Speed Ovens | Warming Drawer |
|--|---------------------|-------------|--|----------------|
| HBLxxx1RUC, HBLxxx4RUC, HBLxxx1LUC, HBLxxx4LUC, HBLxxx1UC, HBLxxx3UC, HBLxxx4UC, HBNxxx1UC | HMB50152UC | HSLP451UC | HMC80152UC, HMC80252UC, HMC80242UC, HMCP0252UC | HWD5051UC |

Coffee maker with trim kit

BCM8450UC + HEZCMT3050

Refer to product installation instructions.

The suitability of the following combination has been evaluated by CSA.

| Conventional Ovens | Steam Ovens | Warming Drawer |
|--|-------------|----------------|
| HBLxxx1RUC, HBLxxx4RUC, HBLxxx1LUC, HBLxxx4LUC, HBLxxx1UC, HBLxxx3UC, HBLxxx4UC, HBNxxx1UC | HSLP451UC | HWD5051UC |

Refer to product installation instructions.

| Configuration | Left Oven Type | Middle Oven Type | Right Oven Type |
|------------------------|----------------------------|-----------------------|----------------------------|
| Side-by-side-by-side 1 | Conventional oven | Steam/speed/microwave | Conventional oven |
| Side-by-side-by-side 2 | Steam, speed, or microwave | Conventional oven** | Steam, speed, or microwave |

** Bottom hinge door models only. Side hinge door not recommended.

Accessories: To purchase Bosch accessories, cleaners & parts please visit www.bosch-home.com/us/store or call 1-800-944-2904 (Mon to Fri 5 am to 6 pm PST, Sat 6 am to 3 pm PST).

Notes: All height, width and depth dimensions are shown in inches. BSH reserves the absolute and unrestricted right to change product materials and specifications, at any time, without notice. Consult the product's installation instructions for final dimensional data and other details prior to making cutout.

Warranties: Please see Use & Care manual or Bosch website for statement of limited warranty.

For more information on our entire line of products, go to www.bosch-home.com/us or call 1-800-944-2904

© BSH Home Appliances Corporation. All rights reserved. Bosch is a registered trademark of Robert Bosch GmbH.

30" Single Wall Oven Right Swing Door

Benchmark® Series – Stainless Steel HBLP451RUC



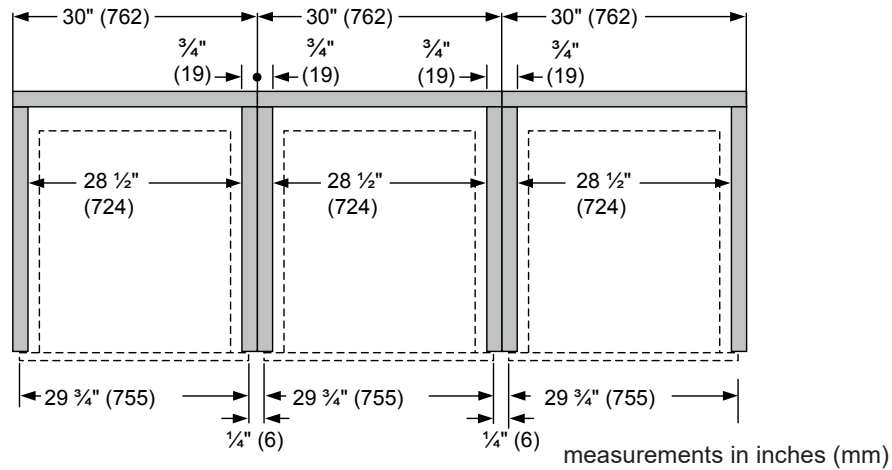
BOSCH
Invented for life

Side-by-Side-by-Side Installation

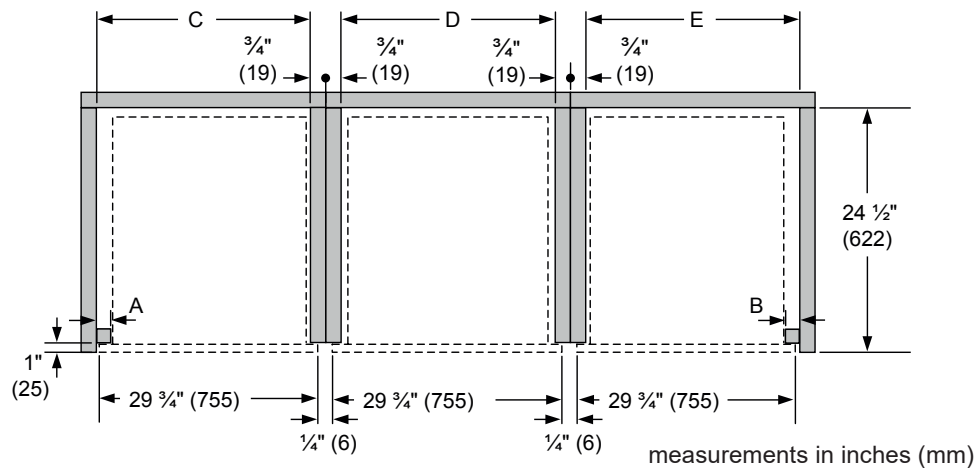
| Combination type | Left oven type | Middle oven type | Right oven type |
|-------------------------------|----------------------------|-----------------------|----------------------------|
| Side-by-side-by-side 1 | Conventional oven | Steam/speed/microwave | Conventional oven |
| Side-by-side-by-side 2 | Steam, speed, or microwave | Conventional oven** | Steam, speed, or microwave |

**Bottom hinge door modules only. Side hinge door not recommended.

Standard Installation Side-by-side-by-side



Flush Installation Side-by-side-by-side



| Combination type | A – Left reveal cleat | B – Right reveal cleat | C – Cutout width | D – Cutout width | E – Cutout width |
|--------------------------------|-----------------------|------------------------|------------------|------------------|------------------|
| Flush bottom hinge door | 3/4" (19) | 3/4" (19) | 29 1/4" (743) | 28 1/2" (724) | 29 1/4" (743) |
| Flush left hinge door | 1 1/2" (38) | N/A* | 30" (762) | N/A* | N/A* |
| Flush right hinge door | N/A* | 1 1/2" (38) | N/A* | N/A* | 30" (762) |

*Installation not recommended.

()=mm

Accessories: To purchase Bosch accessories, cleaners & parts please visit www.bosch-home.com/us/store or call 1-800-944-2904 (Mon to Fri 5 am to 6 pm PST, Sat 6 am to 3 pm PST).

Notes: All height, width and depth dimensions are shown in inches. BSH reserves the absolute and unrestricted right to change product materials and specifications, at any time, without notice. Consult the product's installation instructions for final dimensional data and other details prior to making cutout.

Warranties: Please see Use & Care manual or Bosch website for statement of limited warranty.

For more information on our entire line of products, go to www.bosch-home.com/us or call 1-800-944-2904

© BSH Home Appliances Corporation. All rights reserved. Bosch is a registered trademark of Robert Bosch GmbH.