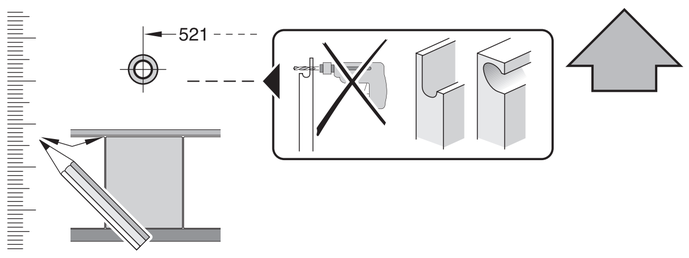

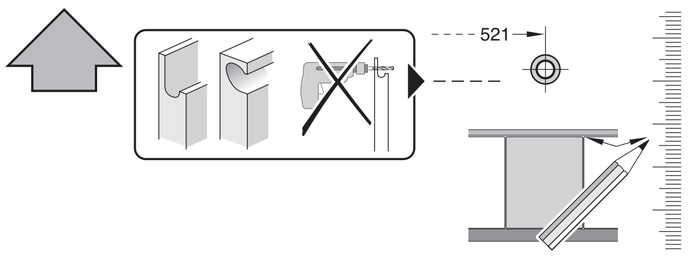

de	Montageanleitung	fi	Asennusohjeet	sr	Uputstva za montažu	ro	Instrucţiuni de instalare
*)	über den Kundendienst erhältlich	*)	saatavissa huoltopalvelusta	*)	može se dobiti preko korisničkog servisa	*)	se pot obține de la serviciul de asistență pentru clienți
en	Installation instructions	da	Installationsvejledning	et	Paigaldusjuhised	bg	Инструкции за монтаж
*)	Available from our after-sales service	*)	Fås hos kundeservice	*)	saadaval hooldekeskuse kaudu	*)	предоставя се от службата за обслужване на клиенти
fr	Notice d'installation	tr	Kurulum talimatları	lt	Įrengimo instrukcijos	ja	設置説明書
*)	disponible via le service après-vente	*)	müşteri hizmetlerinden temin edilebilir	*)	galima įsigyti klientų aptarnavimo tarnyboje	*)	カスタマーサービスを通じて入手可能
nl	Installatie-instructies	ru	Инструкция по установке	lv	Uzstādīšanas instrukcijas	he	הוראות התקנה
*)	bij de servicedienst verkrijgbaar	*)	можно приобрести через сервисную службу	*)	var saņemt klientu apkalpošanas dienestā	*)	זמין דרך שירות הלקוחות
it	Istruzioni d'installazione	cs	Pokyny k instalaci	sk	Pokyny na inštaláciu	id	Petunjuk pemasangan
*)	disponibile presso il servizio di assistenza clienti	*)	k dostání v zákaznickém servisu	*)	dostupné prostredníctvom zákazníckeho servisu	*)	Tersedia di Layanan Pelanggan
el	Οδηγίες εγκατάστασης	pl	Instrukcje montażu	sq	Udhëzimet e instalimit	kk	Орнату нұсқаулықтар
*)	διαθέσιμο από την υπηρεσία εξυπηρέτησης πελατών	*)	do nabycia w punkcie serwisowym	*)	marrja e mundshme përmes shërbimit të klientit	*)	сервистік қызмет арқылы алуға болады
es	Instrucciones de montaje	hu	Telepítési útmutató	ar	تعليمات التركيب	zh-hk	安裝說明
*)	disponible a través del Servicio de Atención al Cliente	*)	a vevőszolgálaton keresztül kapható	*)	يمكن الحصول عليها من خدمة العملاء	*)	可向售後服務站索取
pt	Instruções de instalação	hr	Upute za instalaciju	ko	설치 설명서	zh-tw	安裝說明
*)	pode ser adquirido nos nossos Serviços Técnicos	*)	može se kupiti kod servisne službe	*)	고객 서비스센터를 통해 구입 가능	*)	可向客戶服務單位索取
sv	Installationsanvisningar	mk	Упатства за инсталирање	zh	安装说明	uz	O'rnatish bo'yicha yo'riqnomalar
*)	går att beställa via service	*)	достапно преку сервисната служба	*)	可向客户服务索取	*)	sotishdan keyingi xizmat orqali olish mumkin
no	Installasjonsveiledning	sl	Navodila za montažo	uk	Інструкція з монтажу	is	Uppsetningarleiðbeiningar
*)	fås hos kundeservice	*)	na voljo prek pooblaščenega servisa	*)	Через сервісну службу	*)	fáanlegt gegnum notendaþjónustuna

GV 64x Voll-I - 86,5 cm - GS 9001 999 543 (0503)

1

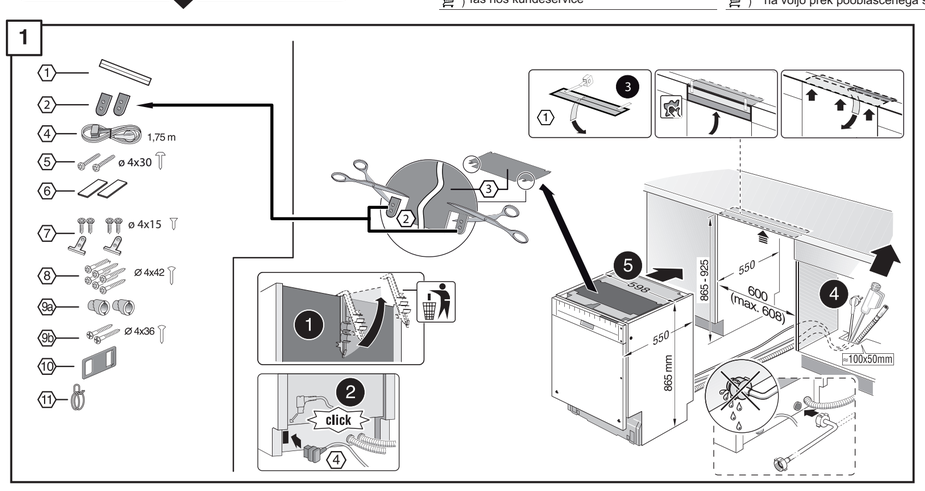

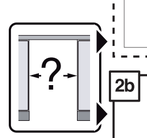

2a

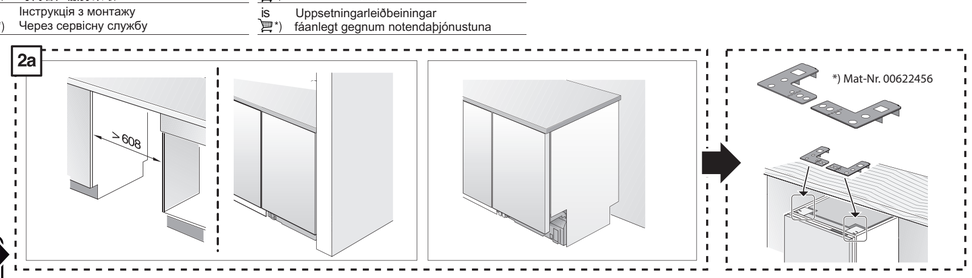

2b

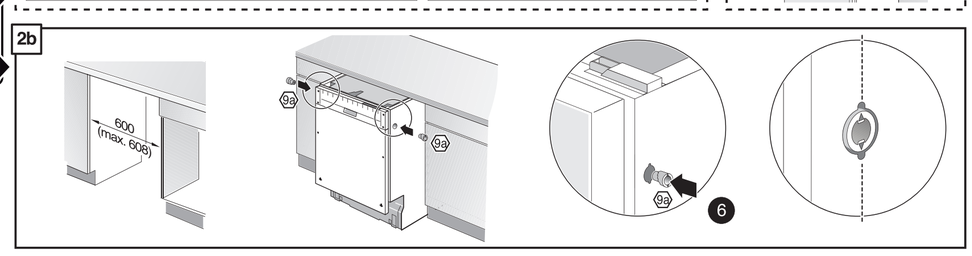

2b 4

3

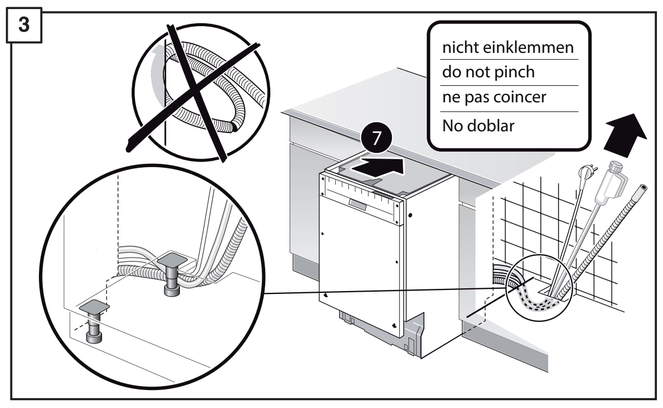

4

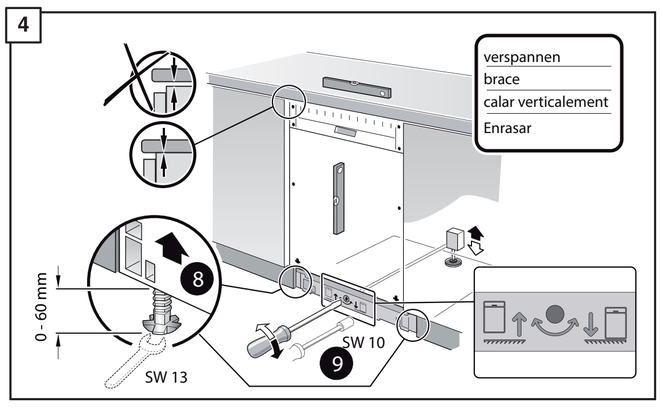

5

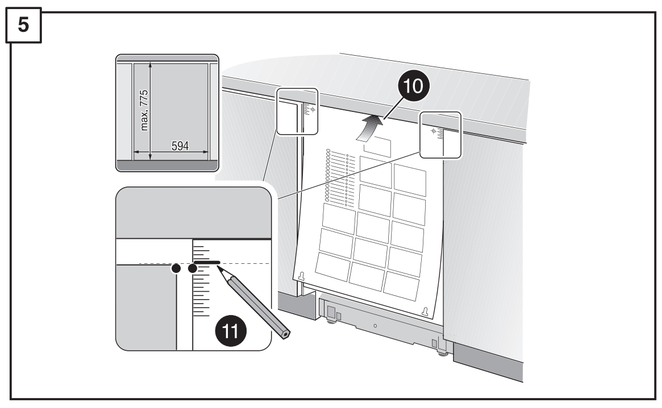

5 6 7

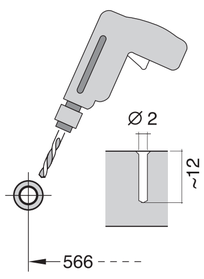

6

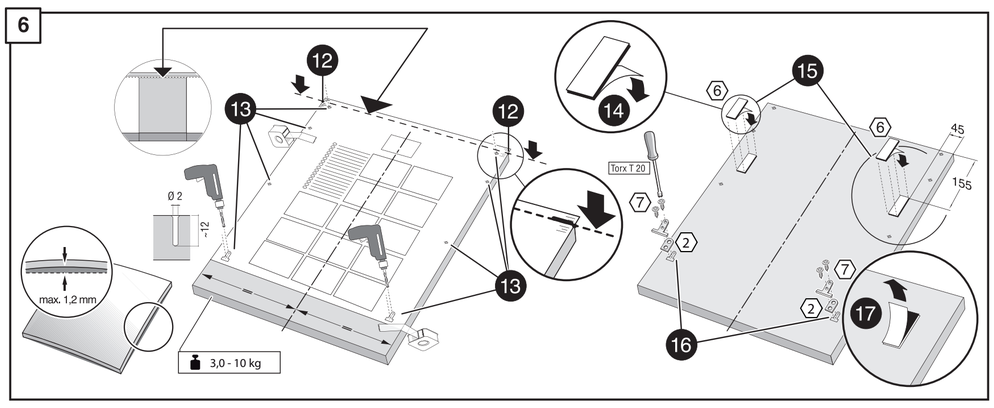

7

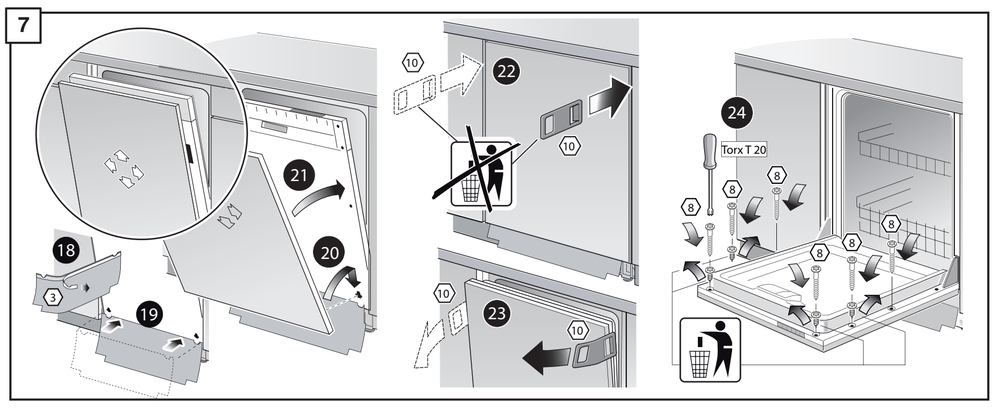

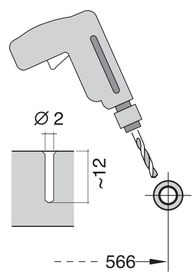

7 18 19

8

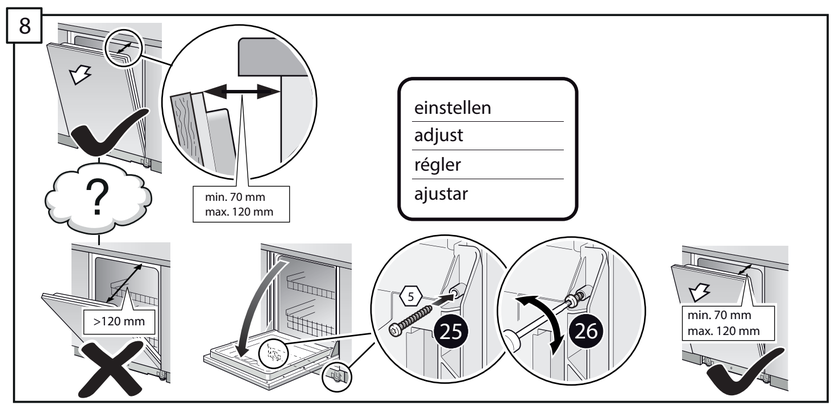

9

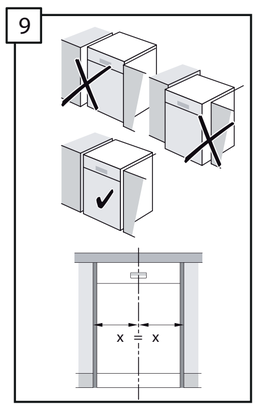

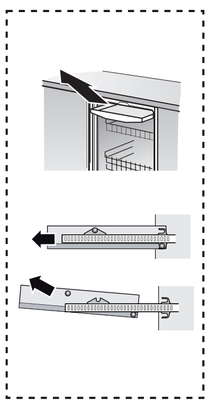

10

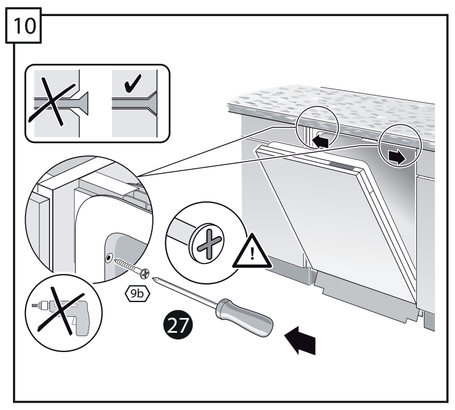

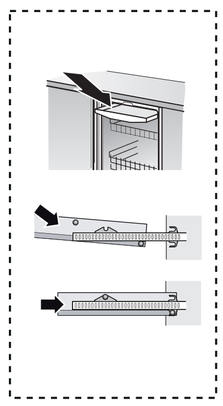

9 10

11

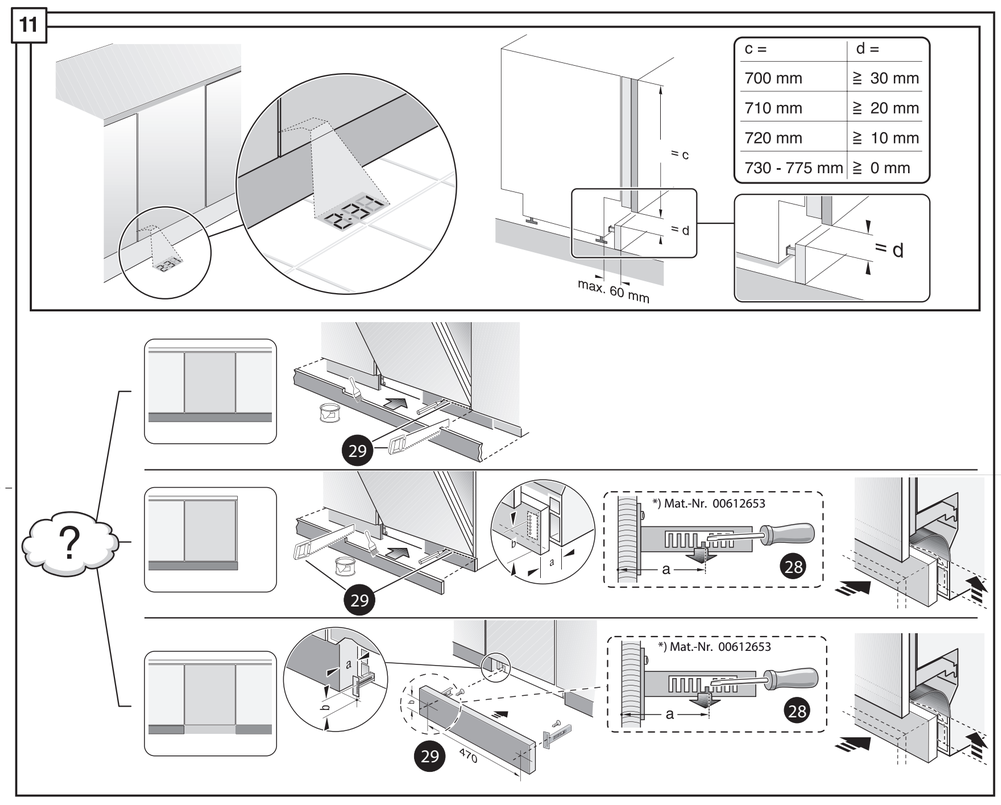

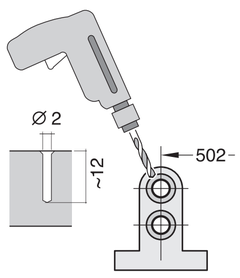

12

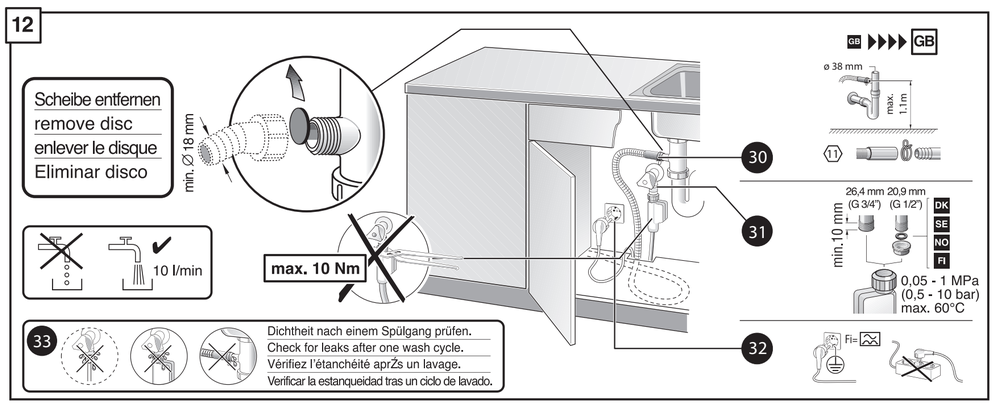

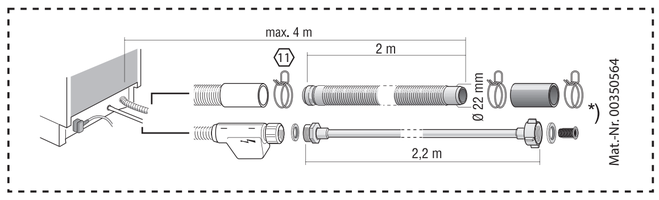



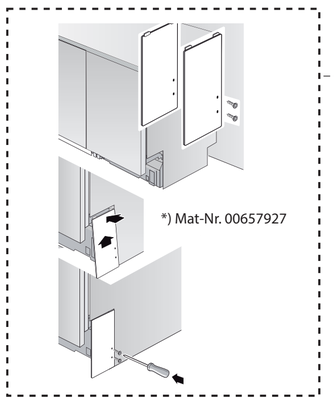

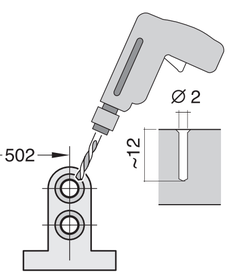

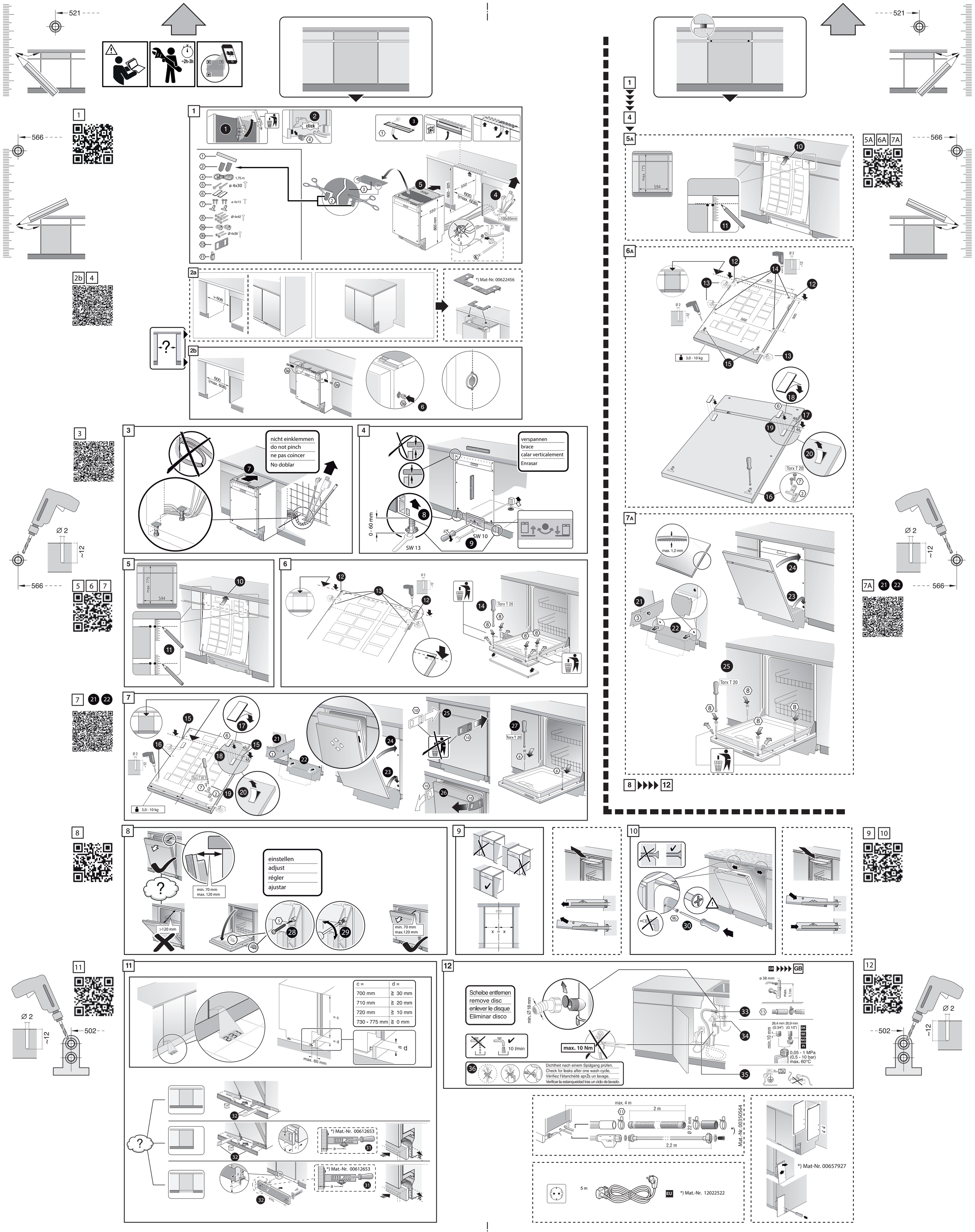
521
566
~2h-3h
click
1,75 m
ø 4x30
ø 4x15
Ø 4x42
Ø 4x36
865 - 925
550
600
(max. 608)
865 mm
100x50mm
≥ 608
*) Mat-Nr. 00622456
600
(max. 608)
nicht einklemmen
do not pinch
ne pas coincer
No doblar
verspannen
brace
calar verticalement
Enrasar
0 - 60 mm
SW 13
SW 10
max. 775
594
Torx T 20
3,0 - 10 kg
Ø 2
~12
max. 1,2 mm
einstellen
adjust
régler
ajustar
min. 70 mm
max. 120 mm
>120 mm
min. 70 mm
max.120 mm
c =
d =
700 mm ≧ 30 mm
710 mm ≧ 20 mm
720 mm ≧ 10 mm
730 - 775 mm ≧ 0 mm
max. 60 mm
*) Mat.-Nr. 00612653
470
Scheibe entfernen
remove disc
enlever le disque
Eliminar disco
min. Ø 18 mm
10 l/min
max. 10 Nm
Dichtheit nach einem Spülgang prüfen.
Check for leaks after one wash cycle.
Vérifiez l'étanchéité aprŽs un lavage.
Verificar la estanqueidad tras un ciclo de lavado.
GB
ø 38 mm
max. 1,1 m
26,4 mm 20,9 mm
(G 3/4") (G 1/2")
min. 10 mm
DK
SE
NO
FI
0,05 - 1 MPa
(0,5 - 10 bar)
max. 60°C
max. 4 m
2 m
Ø 22 mm
2,2 m
*) Mat.-Nr. 00350564
5 m
EU
*) Mat.-Nr. 12022522
*) Mat-Nr. 00657927
502