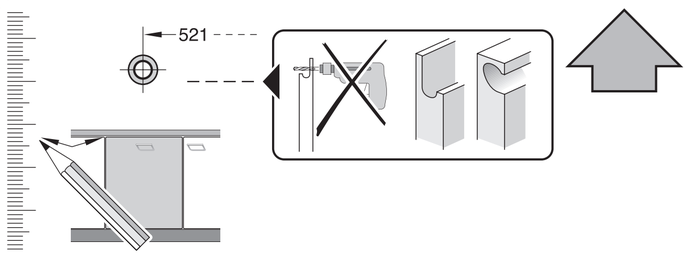

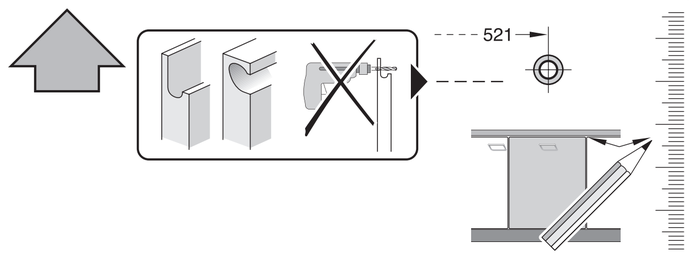

de	Montageanleitung über den Kundendienst erhältlich	fi	Asennusohjeet saatavissa huoltopalvelusta	sr	Uputstva za montažu može se dobiti preko korisničkog servisa	ro	Instrucţiuni de instalare se pot obține de la serviciul de asistență pentru clienți
en	Installation instructions Available from our after-sales service	da	Installationsvejledning Fås hos kundeservice	et	Paigaldusjuhised saadaval hooldekeskuse kaudu	bg	Инструкции за монтаж предоставя се от службата за обслужване на клиенти
fr	Notice d'installation disponible via le service après-vente	tr	Kurulum talimatları müşteri hizmetlerinden temin edilebilir	lt	Įrengimo instrukcijos galima įsigyti klientų aptarnavimo tarnyboje	ja	設置説明書 カスタマーサービスを通じて入手可能
nl	Installatie-instructies bij de servicedienst verkrijgbaar	ru	Инструкция по установке можно приобрести через сервисную службу	lv	Uzstādīšanas instrukcijas var saņemt klientu apkalpošanas dienestā	he	הוראות התקנה זמין דרך שירות הלקוחות
it	Istruzioni d'installazione disponibile presso il servizio di assistenza clienti	cs	Pokyny k instalaci k dostání v zákaznickém servisu	sk	Pokyny na inštaláciu dostupné prostredníctvom zákazníckeho servisu	id	Petunjuk pemasangan Tersedia di Layanan Pelanggan
el	Οδηγίες εγκατάστασης διαθέσιμο από την υπηρεσία εξυπηρέτησης πελατών	pl	Instrukcje montażu do nabycia w punkcie serwisowym	sq	Udhëzimet e instalimit marrja e mundshme përmes shërbimit të klientit	kk	Орнату нұсқаулықтар сервистік қызмет арқылы алуға болады
es	Instrucciones de montaje disponible a través del Servicio de Atención al Cliente	hu	Telepítési útmutató a vevőszolgálaton keresztül kapható	ar	تعليمات التركيب يمكن الحصول عليها من خدمة العملاء	zh-hk	安裝說明 可向售後服務站索取
pt	Instruções de instalação pode ser adquirido nos nossos Serviços Técnicos	hr	Upute za instalaciju može se kupiti kod servisne službe	ko	설치 설명서 고객 서비스센터를 통해 구입 가능	zh-tw	安裝說明 可向客戶服務單位索取
sv	Installationsanvisningar går att beställa via service	mk	Упатства за инсталирање достапно преку сервисната служба	zh	安装说明 可向客户服务索取	uz	O'rnatish bo'yicha yo'riqnomalar sotishdan keyingi xizmat orqali olish mumkin
no	Installasjonsveiledning fås hos kundeservice	sl	Navodila za montažo na voljo prek pooblaščenega servisa	uk	Інструкція з монтажу Через сервісну службу	is	Uppsetningarleiðbeiningar fáanlegt gegnum notendaþjónustuna

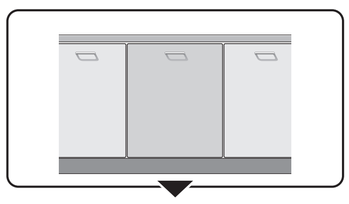

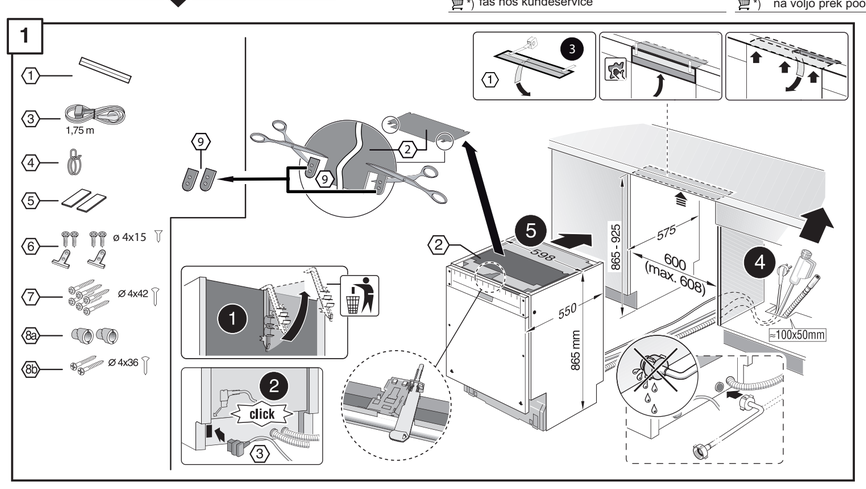

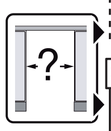

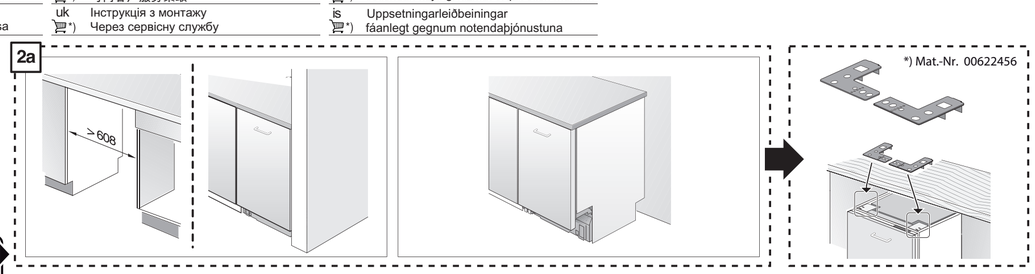

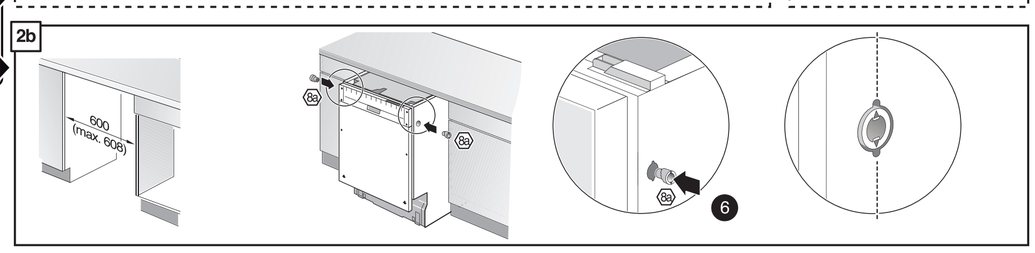

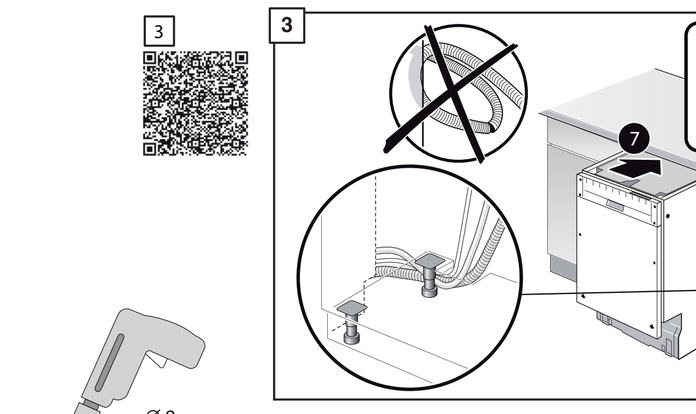

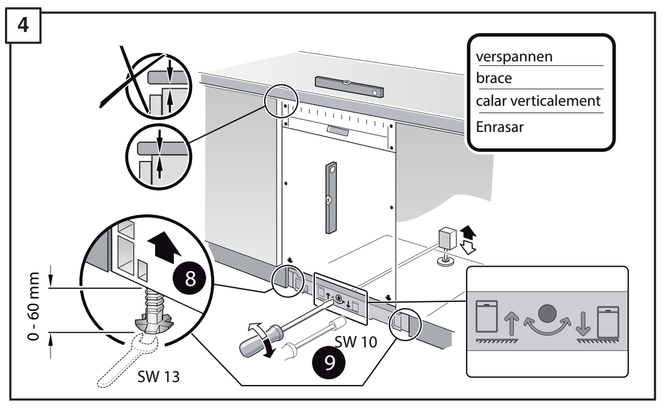

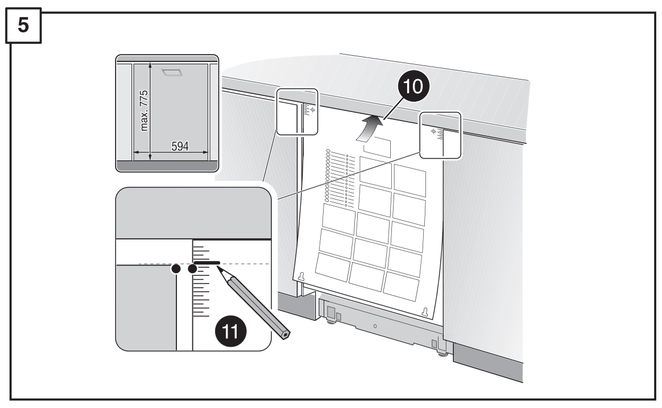

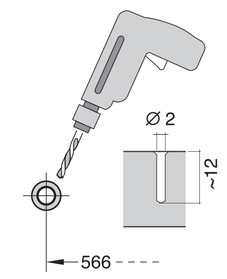

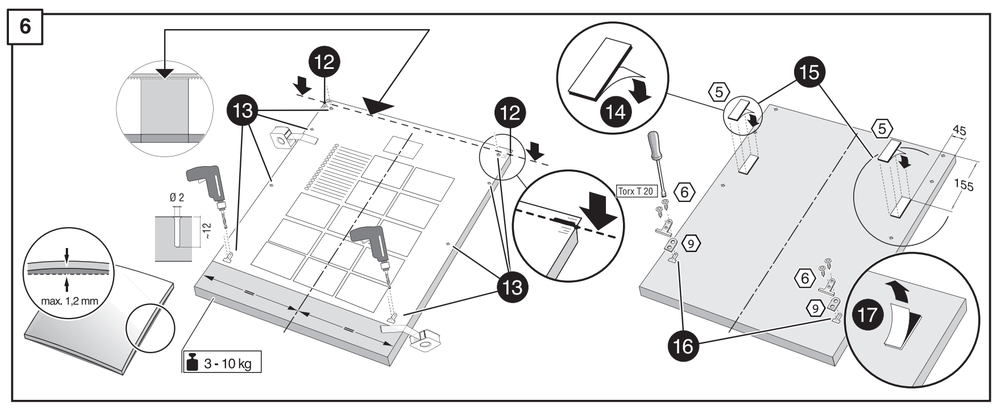

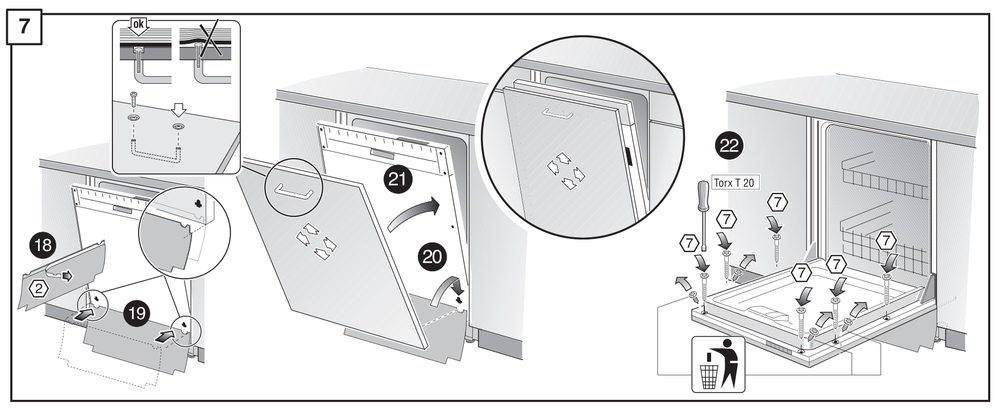

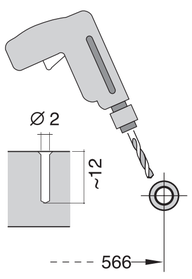

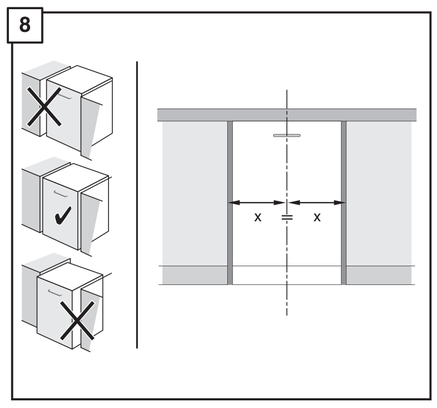

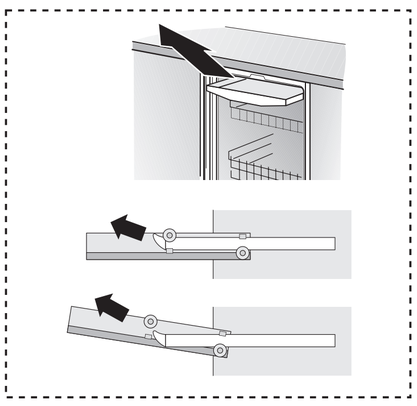

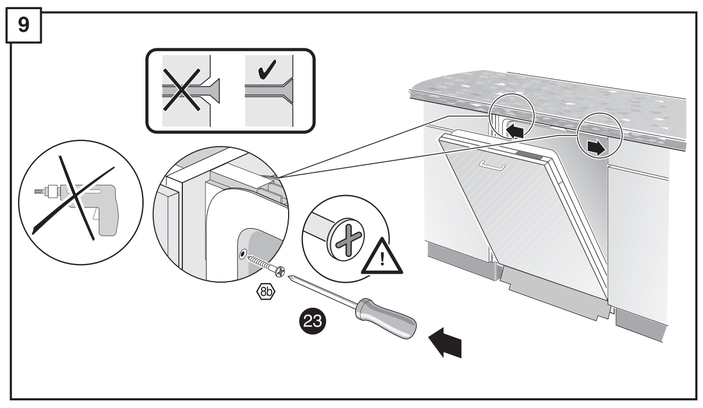

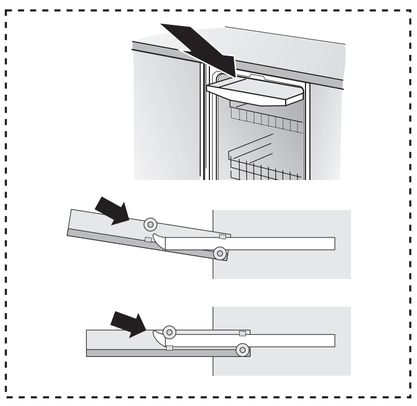

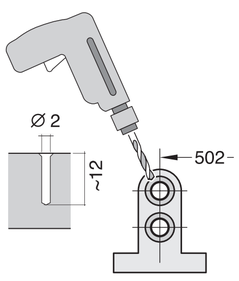

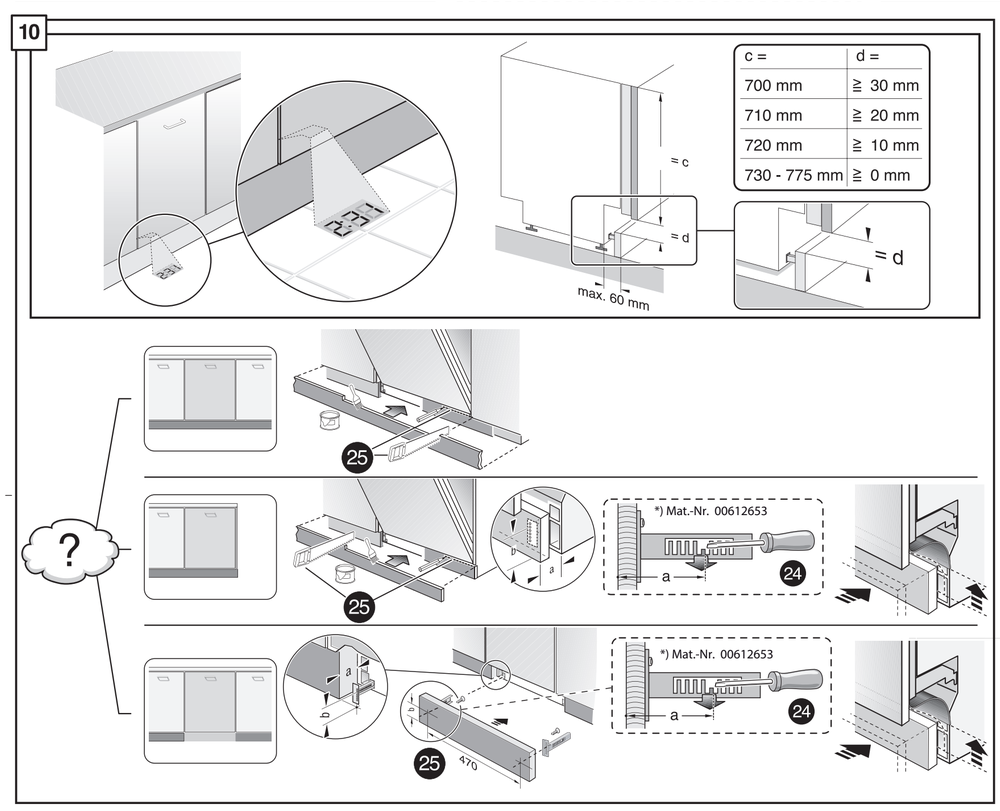

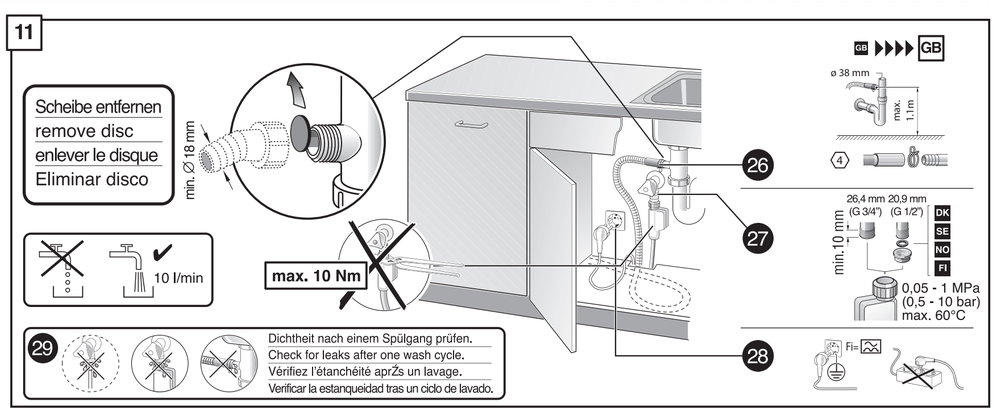

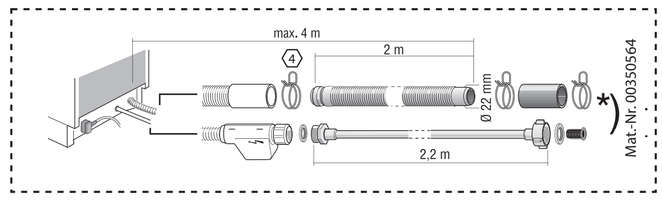



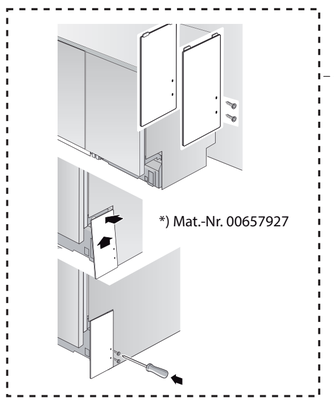

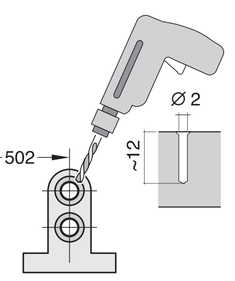

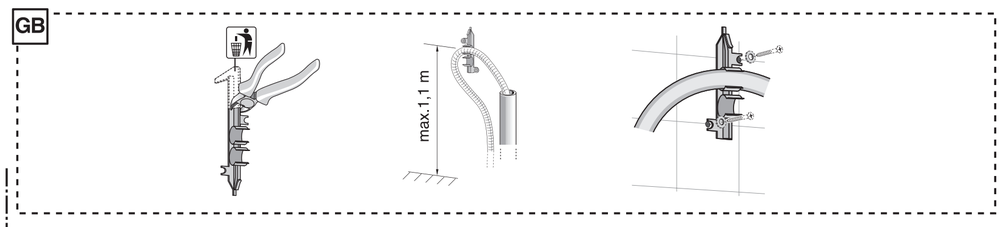

GV 64x Voll-I - 86,5 cm - GS 9001 999 535 (0503)

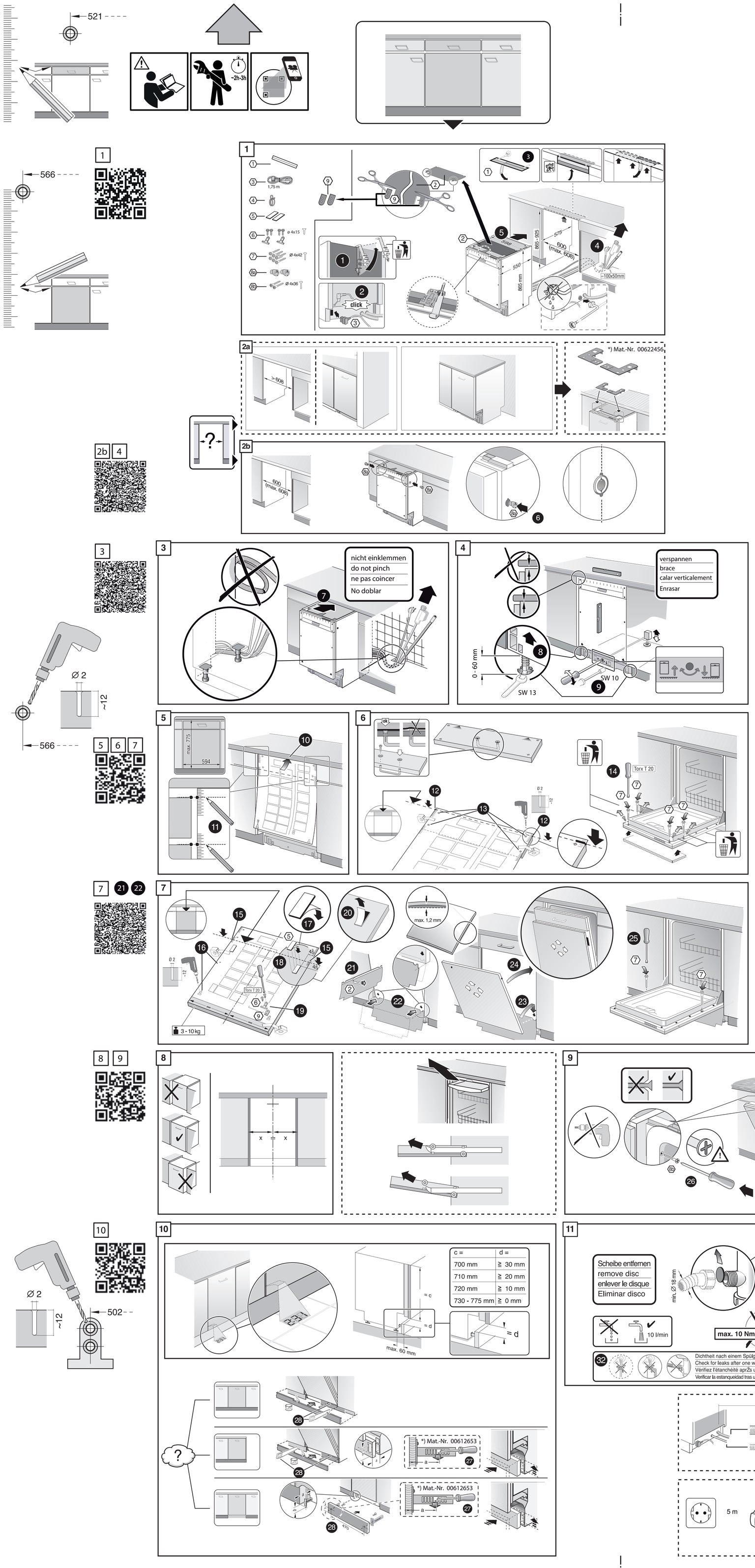
521
566
~2h-3h
1
1,75 m
ø 4x15
Ø 4x42
Ø 4x36
click
865 - 925
575
600 (max. 608)
550
865 mm
≥100x50mm
2a
≥ 608
*) Mat.-Nr. 00622456
2b
600 (max. 608)
3
nicht einklemmen
do not pinch
ne pas coincer
No doblar
4
verspannen
brace
calar verticalement
Enrasar
0 - 60 mm
SW 13
SW 10
5
max. 775
594
6
ok
Torx T 20
Ø 2
~12
3 - 10 kg
7
max. 1,2 mm
8
x
9
26
10
c =
d =
700 mm
≧ 30 mm
710 mm
≧ 20 mm
720 mm
≧ 10 mm
730 - 775 mm
≧ 0 mm
max. 60 mm
≈ c
≈ d
*) Mat.-Nr. 00612653
470
11
Scheibe entfernen
remove disc
enlever le disque
Eliminar disco
min. Ø 18 mm
10 l/min
max. 10 Nm
Dichtheit nach einem Spülgang prüfen.
Check for leaks after one wash cycle.
Vérifiez l'étanchéité aprŽs un lavage.
Verificar la estanqueidad tras un ciclo de lavado.
GB
ø 38 mm
max. 1,1m
26,4 mm (G 3/4")
20,9 mm (G 1/2")
min. 10 mm
DK
SE
NO
FI
0,05 - 1 MPa
(0,5 - 10 bar)
max. 60°C
max. 4 m
2 m
2,2 m
Ø 22 mm
Mat.-Nr. 00350564
5 m
EU *) Mat.-Nr. 12022522
*) Mat.-Nr. 00657927
502