GV 640Voll-I - 86,5 cm - m . GS 9001594257 (0010)

521

566

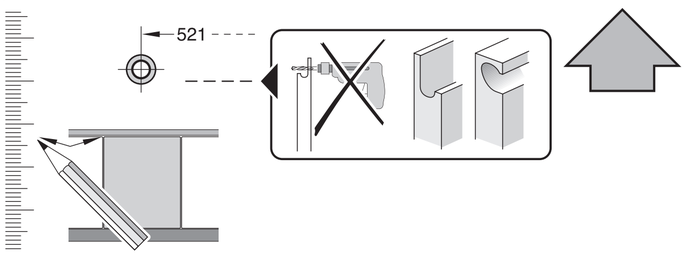

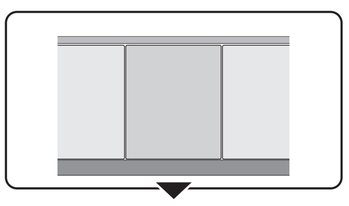

1

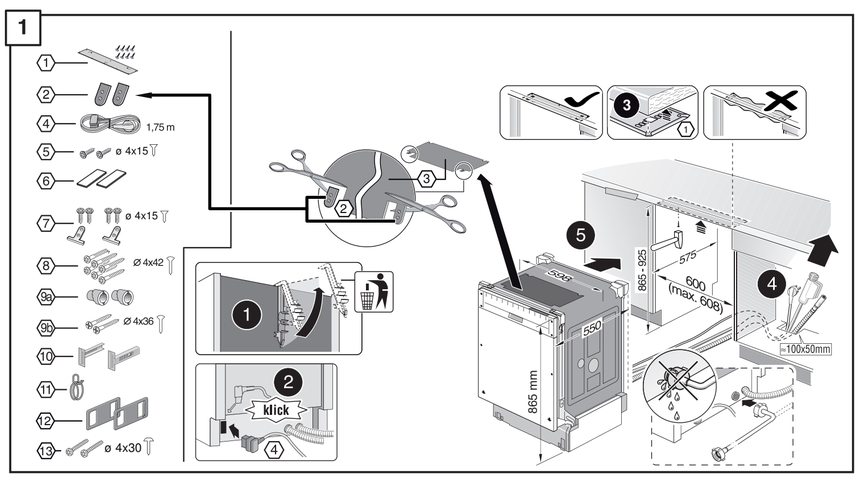

de Montageanleitung *) über Kundendienst erhältlich	**no** Monteringsanvisning *) fåes hos kundeservice
en Installation instructions *) Available from customer service	**da** Monteringsvejledning *) Kan købes hos serviceafdelingen
fr Notice de montage *) Disponible par le biais du service après-vente	**fi** Asennusohje *) Saatavissa huoltopalvelusta
nl Montagevoorschrift *) Tegen meerprijs bij de Servicedienst verkrijgbaar	**cs** Montážní návod *) K dispozici přes servisní službu
it Istruzioni per il montaggio *) Disponibili presso il servizio assistenza clienti	**sk** Návod na montáž *) Dostanete v službe zákazníkom
es Instrucciones de montaje *) Se puede adquirir a través del Servicio de Asistencia Técnica Oficial de la marca	**pl** Instrukcja montażu *) Do uzyskania w punkcie serwisowym
pt Instruções de montagem *) Pode ser adquirido nos nossos Serviços Técnicos	**hu** Szerelési utasítás *) A vevőszolgálaton keresztül kapható:
el Οδηγίες τοποθέτησης *) Διατίθενται από την υπηρεσία τεχνικής εξυπηρέτησης πελατών	**ro** Instrucțiune de montaj *) obtenabilă la serviciul pentru clienți
tr Montaj kılavuzu *) Yetkili servis üzerinden alınabilir	**hr** Uputa za montažu *) može dobiti kod službe održavanja
sv Monteringsanvisning *) kan fås via Service	**sr** Uputstvo za montažu *) Može se nabaviti preko servisne službe

sl Navodilo za montažo *) Lahko nabavite v servisni službi	**uz** O'rnatish yo'riqnomasi *) mijozlarga xizmat ko'rsatish markazida mavjud
mk Упатство за монтажа *) се добива преку службата за купувачи	**ka** მონტაჟის ინსტრუქცია *) ხელმისაწვდომი კლიენტთა სამსახურში
sq Udhëzues për montim *) Sigurohet nëpërmjet servisit	**bg** Ръководство за монтаж *) предоставя се от службата за обслужване на клиенти
et Monteerimisjuhend *) küsige klienditeeninduselt	**fa** راهنمنی مونتاژ *) از مرکز خدمات پس از فرش تهیه فرمائید
lt Montavimo instrukcija *) Ją galima gauti klientų aptarnavimo servise	**ar** تعليمات التركيب *) يمكن طلبها من مراكز خدمة العملاء
lv Montāžas pamācība *) Var saņemt servisa dienestā	**id** Intruksi Pemasangan *) bisa didapatkan melalui Customer Service
ru Инструкция по монтажу *) Можно получить в сервисном центре	**th** สามารถสั่งซื้อคู่มือการติดตั้ง *) ผ่านฝ่ายบริการลูกค้า
uk Інструкція з монтажу *) Можна отримати через сервісну службу	**ko** 설치 설명서 고객서비스 센터에서 구입 가능
kk Іске қосу туралы нұсқаулар! *) Сервис қызмет көрсету орталығында алуына жатады	**zh** 安装说明书 *) 可向售后服务站索取。
az Quraşdırma təlimatları *) Müştəri xidmətlərindən əldə oluna bilər	**zh-tw** 安裝說明書 *) 可向售後服務站索取

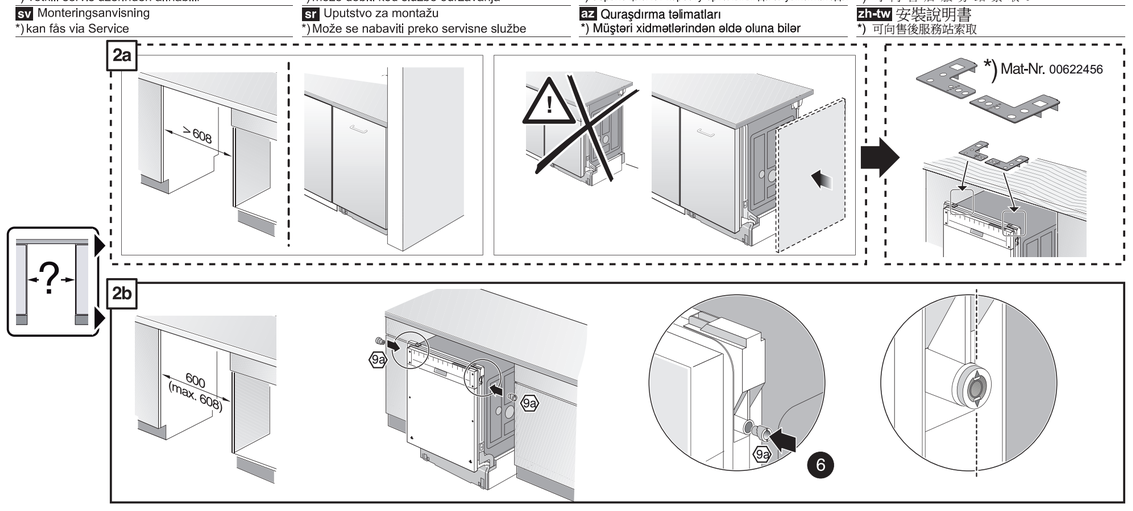

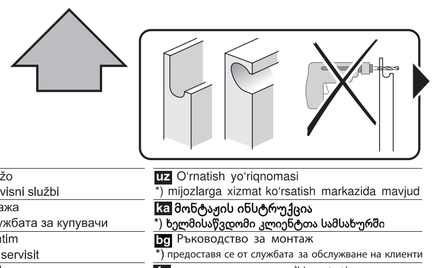

521

566

3

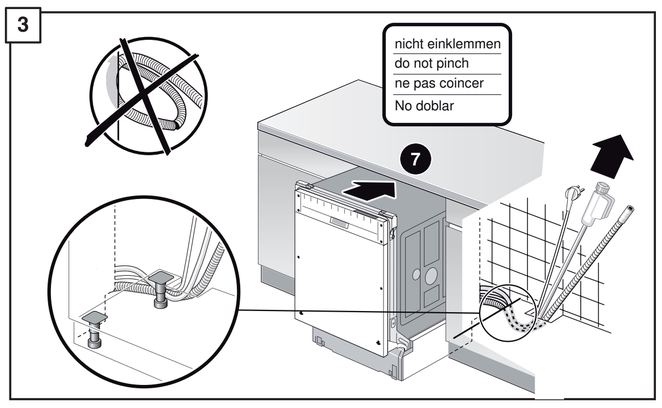

4

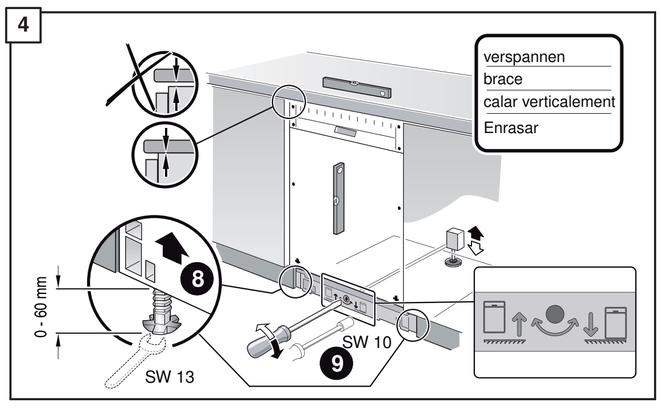

5

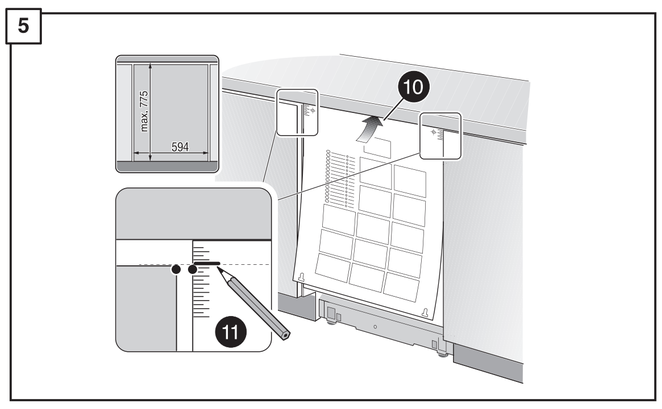

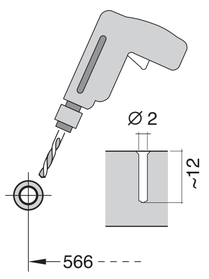

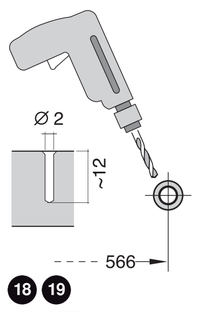

5 6 7

6

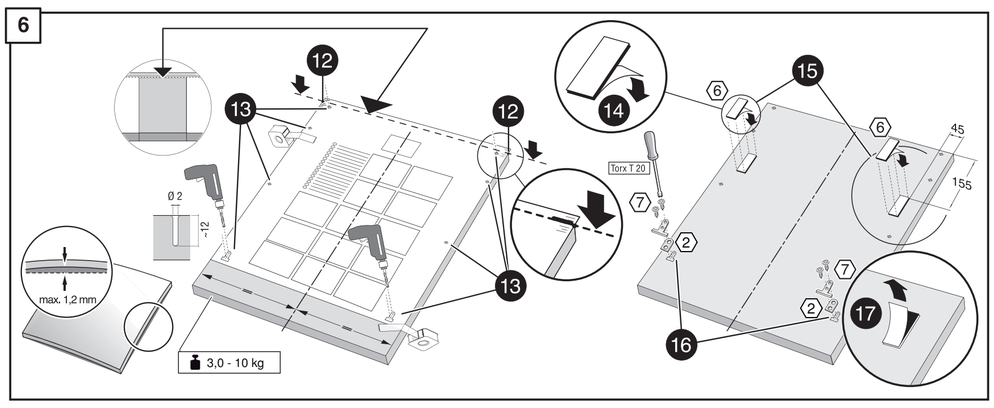

7

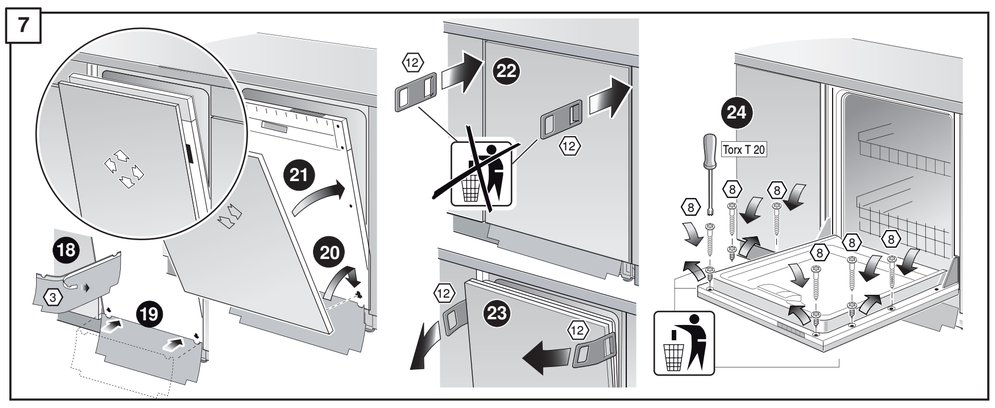

7 18 19

8

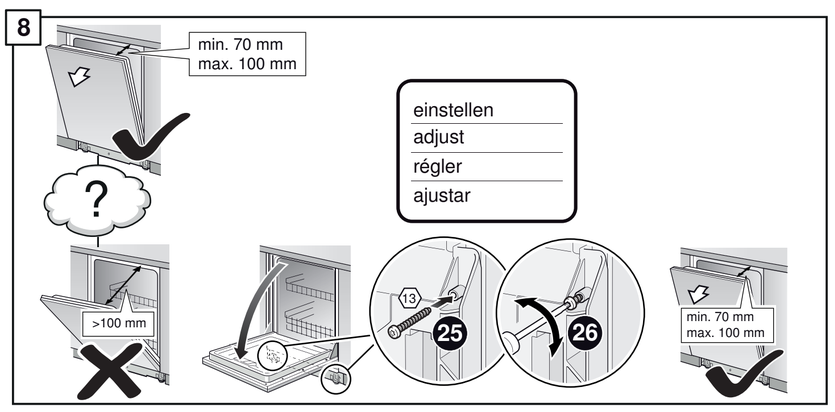

9

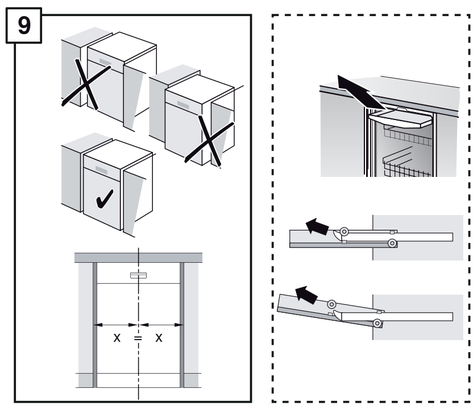

10

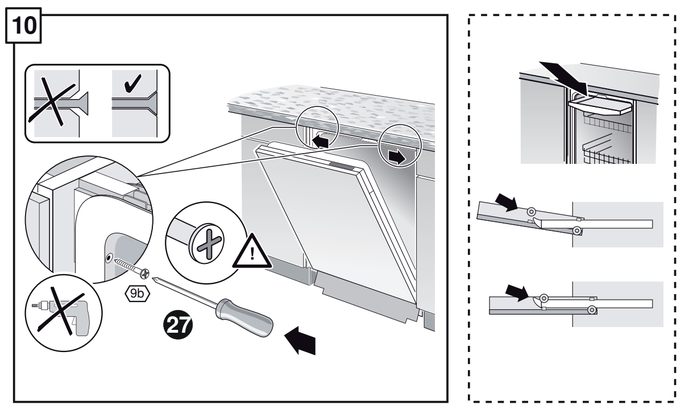

9 10

11

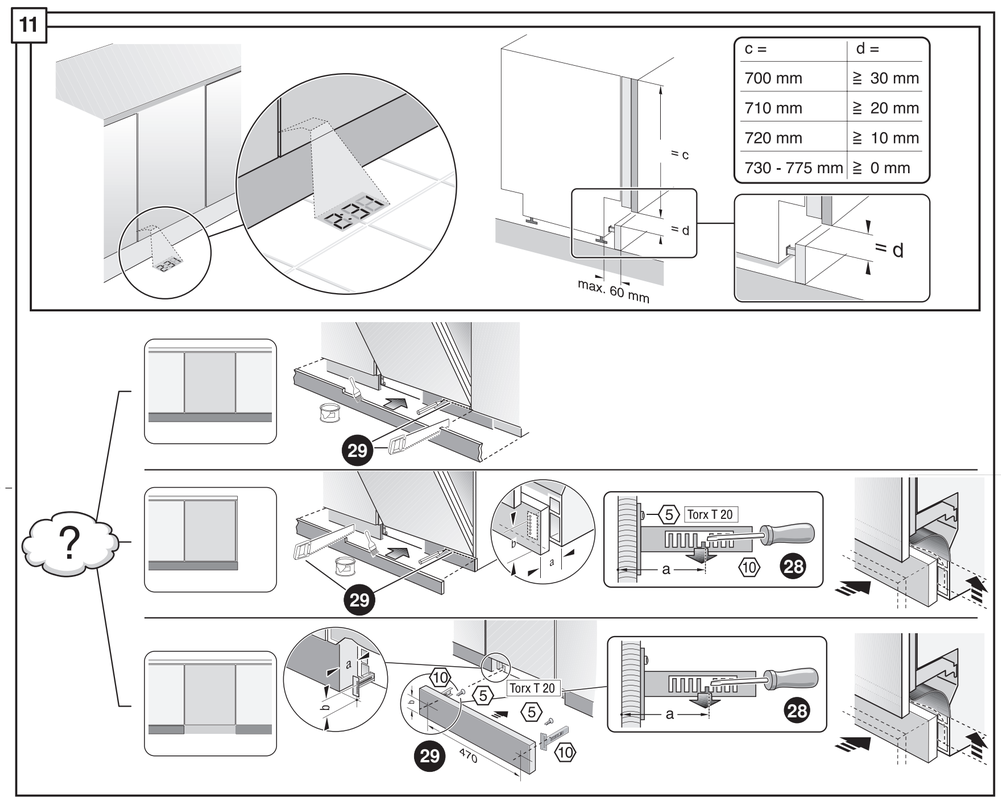

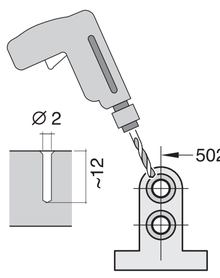

12

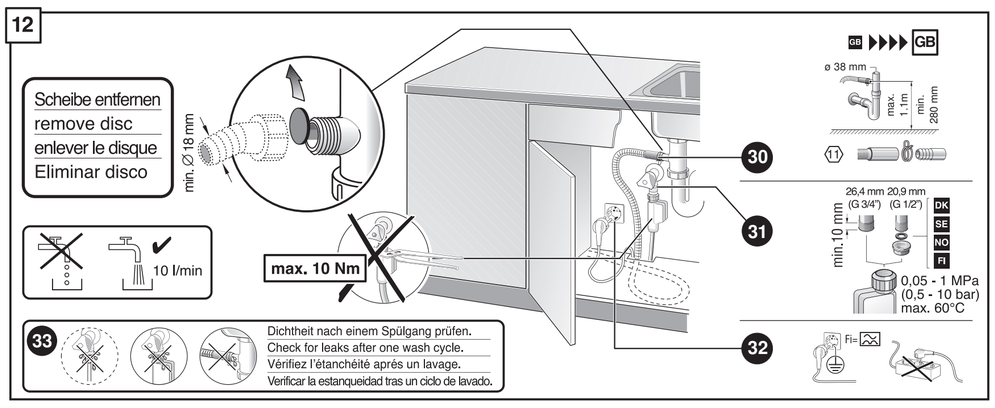

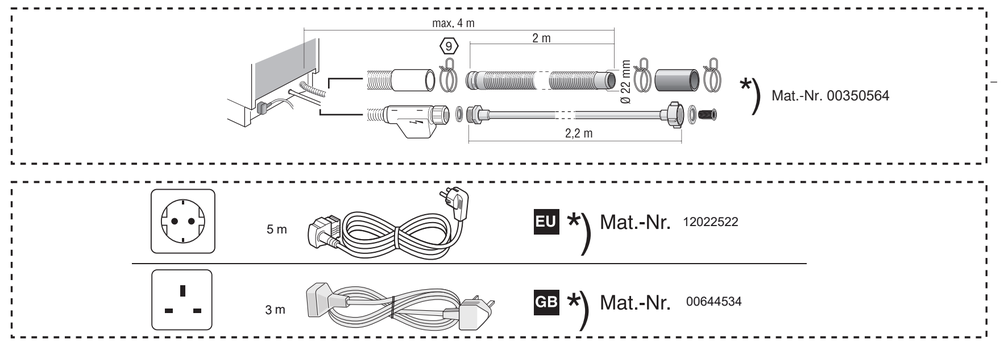

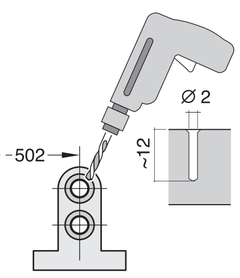

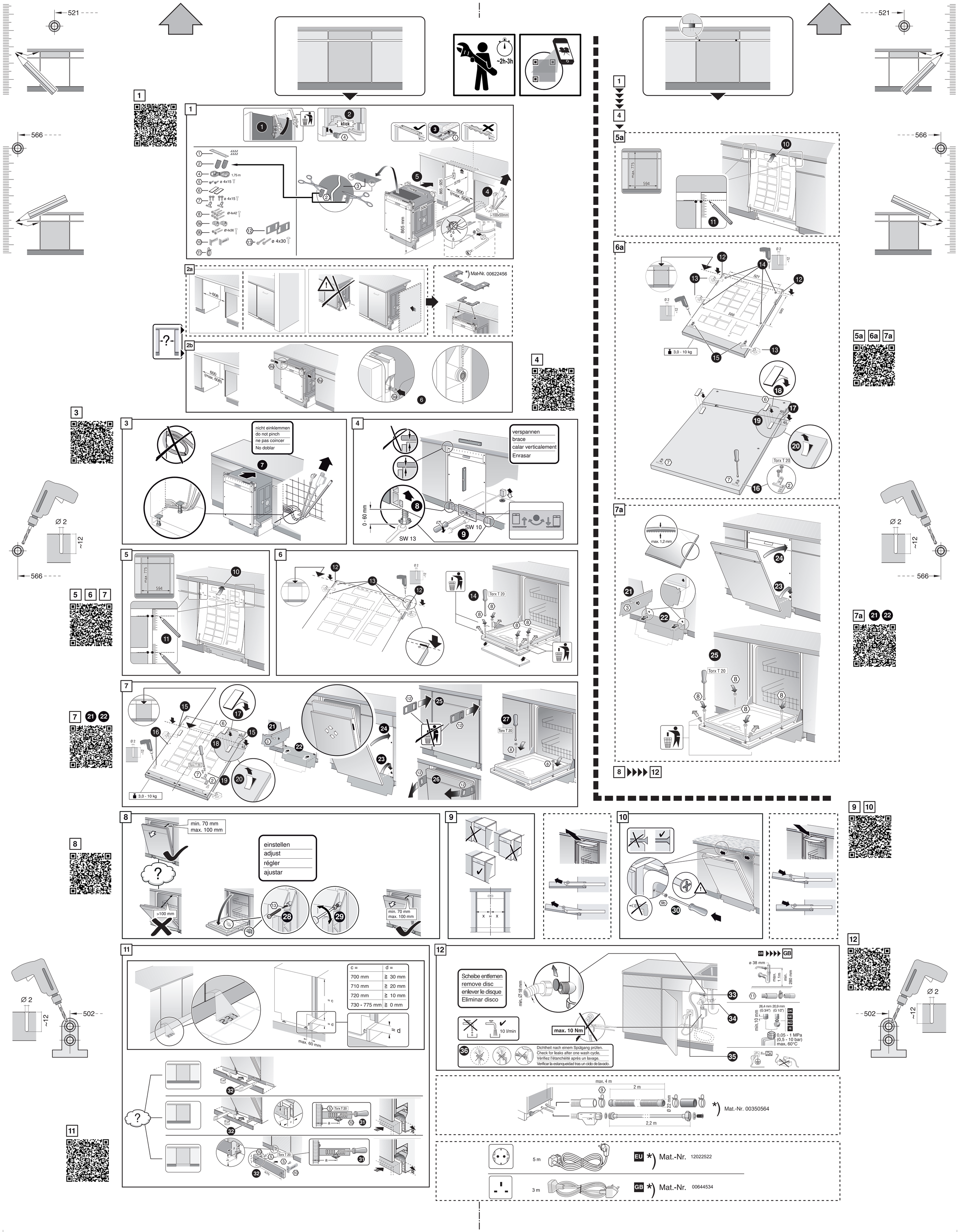
521
566
~2h-3h
1
klick
1,75 m
ø 4x15
ø 4x42
ø 4x36
ø 4x30
865 - 925
575
600 (max. 608)
865 mm
560
100x50mm
2a
608
*) Mat-Nr. 00622456
2b
600 (max. 608)
3
nicht einklemmen
do not pinch
ne pas coincer
No doblar
4
verspannen
brace
calar verticalement
Enrasar
0 - 60 mm
SW 13
SW 10
5
max. 775
594
6
Torx T 20
7
3,0 - 10 kg
8
min. 70 mm
max. 100 mm
einstellen
adjust
régler
ajustar
>100 mm
9
x = x
10
11
c =
d =
700 mm
≧ 30 mm
710 mm
≧ 20 mm
720 mm
≧ 10 mm
730 - 775 mm
≧ 0 mm
max. 60 mm
12
Scheibe entfernen
remove disc
enlever le disque
Eliminar disco
min. Ø 18 mm
10 l/min
max. 10 Nm
Dichtheit nach einem Spülgang prüfen.
Check for leaks after one wash cycle.
Vérifiez l'étanchéité aprés un lavage.
Verificar la estanqueidad tras un ciclo de lavado.
ø 38 mm
max. 1,1 m
min. 280 mm
26,4 mm (G 3/4")
20,9 mm (G 1/2")
min. 10 mm
0,05 - 1 MPa
(0,5 - 10 bar)
max. 60°C
max. 4 m
2 m
ø 22 mm
2,2 m
*) Mat.-Nr. 00350564
5 m
EU *) Mat.-Nr. 12022522
3 m
GB *) Mat.-Nr. 00644534