

en Important consideration for installation

zh 安装的重要注意事项



9001426196 (9909)

en

If the dishwasher is installed below or above other domestic appliances, please read the instruction of particular appliances carefully before installation and follow it to do the correct installation. If there is no related information or warning notes, contact with the manufacturer of these appliances to ensure that the dishwasher can be installed above or below these appliances. Installation only forbidden if information/manual is available and does not allow installation.

Also follow the installation instructions for the dishwasher to ensure that all appliances are operated safely.

Do not install the appliance near heat sources (radiators, heat storage tanks, cookers or other appliances which generate heat). If installed dishwasher under the gas hob, please follow the safety distance. The minimum safety distance must not be less than 50 mm. In order to avoid negative effect of the heat generated by dishwasher on gas pipe or power cord lifecycle, avoid direct touch of these parts with dishwasher.

The minimum safety distance must not be less than 50 mm for gas, induction hobs and ceramic hobs. These must be observed.

zh

若将洗碗机安装在其他家用电器的下方或上方，请在安装前仔细阅读各个欲与洗碗机组合安装家电的安装说明进行正确的安装；若无相关信息或注意事项，请您咨询此家电的制造商客服，若明确表示不允许与洗碗机组合安装，请勿将洗碗机安装在此家电的上方或下方。

为了确保各个组合安装家电的使用安全性，请您在安装时也务必遵照洗碗机的安装说明书。

请勿将洗碗机安装在热源附近（暖气设备、蓄热器、锅炉或其他产生热能的设备）。若安装在灶具下方时，务必遵守规定的安全距离。最小安全距离不得小于 50 毫米。若洗碗机周围有煤气管道、电源线以及其他安装零件，请避免直接接触洗碗机。因洗碗机产生的热量可能会影响以上零件的寿命而带来安全隐患。


与燃气灶、电磁灶和陶瓷灶的最小安全距离不得小于 50 毫米。务必遵守这些规定。

en

**Minimum safety distances only if installed beneath hob** (all models). Unnecessary in other forms of installation (column, beneath work surface etc).

zh

仅当安装在灶具下方时需要遵守最小安全距离（所有型号）。其他安装形式（机器上下重叠、工作台下方等）无需遵守。

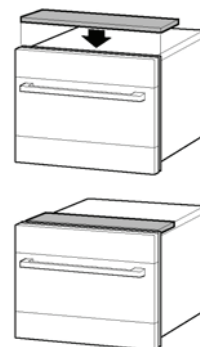


en

**Place insulation layer** (only for those models where it is included) **only if installed beneath hob**.

zh

仅当安装在灶具下方时放置隔热层（仅适用于提供隔热层的型号）。



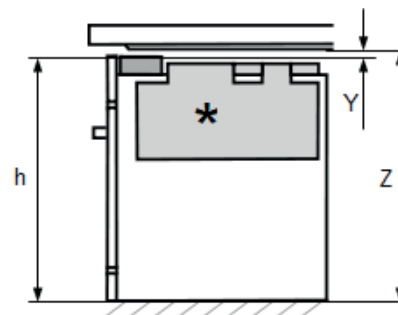
en

The fleece must not be removed!  
\* depending on model

zh

不得移除隔音棉!  
\* 视型号而定

$Y \geq 50 \text{ mm}$   
 $Z \geq 645 \text{ mm}$  ( $h = 595 \text{ mm}$ )  
 $Z \geq 510 \text{ mm}$  ( $h = 454 \text{ mm}$ )

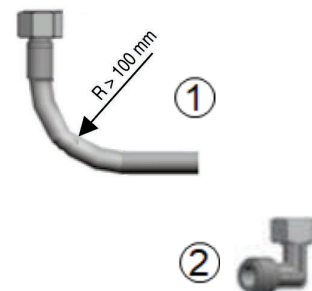


en


Make sure bending radius of gas pipes is at least 100 mm (1) and/or an elbow connection (2) is used.

zh


确保燃气管的弯曲半径至少为100 毫米 (1) 和/或使用弯头连接 (2) 。



en

Distance between bottom of gas hob and top of dishwasher [mm]	Distance between bottom of gas hob and bottom of installation space [mm]	Additional installation material you need to order
$100 > Y \geq 50$	$695 > Z \geq 645$	
$Y \geq 100$	$Z \geq 695$	Not necessary

zh

燃气灶底部与洗碗机顶部之间的距离 [毫米]	燃气灶底部与安装空间底部之间的距离 [毫米]	您需要订购的附加安装材料
$100 > Y \geq 50$	$695 > Z \geq 645$	
$Y \geq 100$	$Z \geq 695$	不需要