521

566

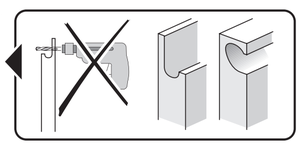

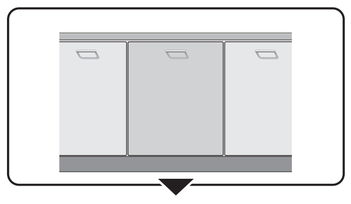

GV 640 Voll-I - 81,5 cm 9001 170 196 (9801)

de	Montageanleitung *) über Kundendienst erhältlich
en	Installation instructions *) Available from customer service
fr	Notice de montage *) Disponible par le biais du service après-vente
nl	Montagevoorschrift *) Tegen meerprijs bij de Servicedienst verkrijgbaar
it	Istruzioni per il montaggio *) Disponibili presso il servizio assistenza clienti
es	Instrucciones de montaje *) Se puede adquirir a través del Servicio de Asistencia Técnica Oficial de la marca
pt	Instruções de montagem *) Pode ser adquirido nos nossos Serviços Técnicos
el	Οδηγίες τοποθέτησης *) Διατίθενται από την υπηρεσία τεχνικής εξυπηρέτησης πελατών
tr	Montaj kılavuzu *) Yetkili servis üzerinden alınabilir
sv	Monteringsanvisning *) kan fås via Service
no	Monteringsanvisning *) fåes hos kundeservice
da	Monteringsvejledning *) Kan købes hos serviceafdelingen
fi	Asennusohje *) Saatavissa huoltopalvelusta
cs	Montážní návod *) K dispozici přes servisní službu
sk	Návod na montáž *) Dostanete v službe zákazníkom
pl	Instrukcja montażu *) Do uzyskania w punkcie serwisowym
hu	Szerelési utasítás *) A vevőszolgálaton keresztül kapható:
ro	Instrucţiune de montaj *) obtenabilă la serviciul pentru clienţi
hr	Uputa za montažu *) može dobiti kod službe održavanja
sr	Uputstvo za montažu *) Može se nabaviti preko servisne službe
sl	Navodilo za montažo *) Lahko nabavite v servisni službi
mk	Упатство за монтажа *) се добива преку службата за купувачи
sq	Udhëzues për montim *) Sigurohet nëpërmjet servisit
et	Monteerimisjuhend *) küsige klienditeeninduselt
lt	Montavimo instrukcija *) Ją galima gauti klientų aptarnavimo servise
lv	Montāžas pamācība *) Var saņemt servisa dienestā
ru	Инструкция по монтажу *) Можно получить в сервисном центре
uk	Інструкція з монтажу *) Можна отримати через сервісну службу
kk	Іске қосу туралы нұсқаулар! *) Сервис қызмет көрсету орталығында алуына жатады
az	Quraşdırma təlimatları *) Müşteri xidmətlərindən əldə oluna bilər
uz	O'rnatish yo'riqnomasi *) mijozlarga xizmat ko'rsatish markazida mavjud
ka	მონტაჟის ინსტრუქცია *) ხელმისაწვდომი კლიენტთა სამსახურში
bg	Ръководство за монтаж *) предоставя се от службата за обслужване на клиенти
fa	راهنمای مونتاژ *) از مرکز خدمات پس از فروش تهیه فرمائید
ar	تعليمات التركيب *) يمكن طلبها من مراكز خدمة العملاء
id	Intruksi Pemasangan *) bisa didapatkan melalui Customer Service
th	สามารถสั่งซื้อคู่มือการติดตั้ง *) ผ่านฝ่ายบริการลูกค้า
ko	설치 설명서 고객서비스 센터에서 구입 가능
zh	安装说明书 *) 可向售后服务站索取。
zh-tw	安裝說明書 *) 可向售後服務站索取

521

566

1

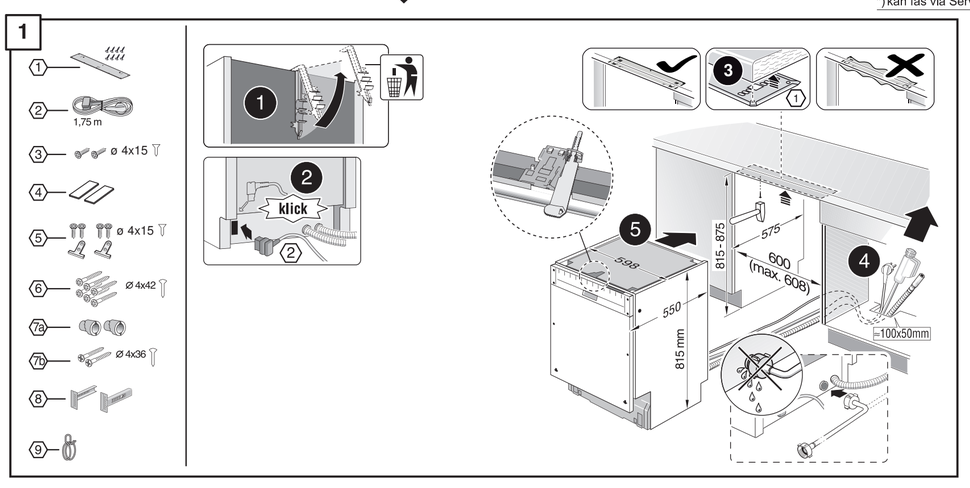

2a

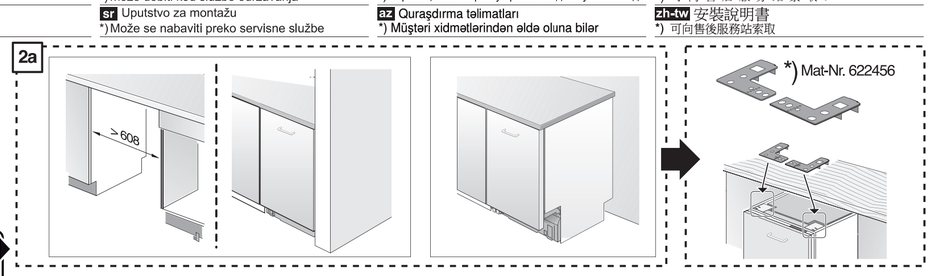

2b

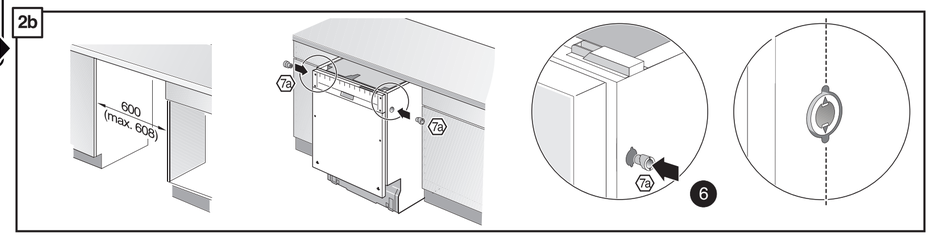

3

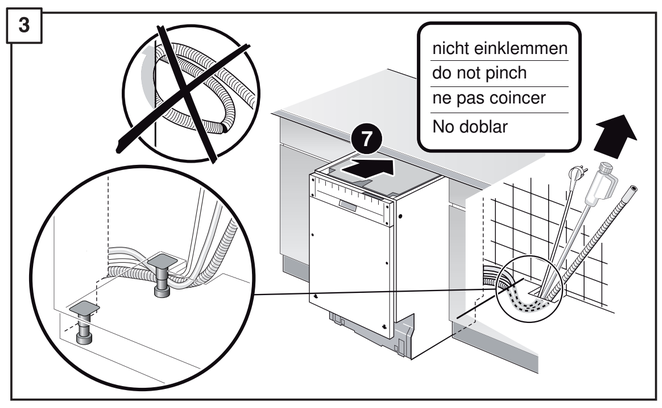

4

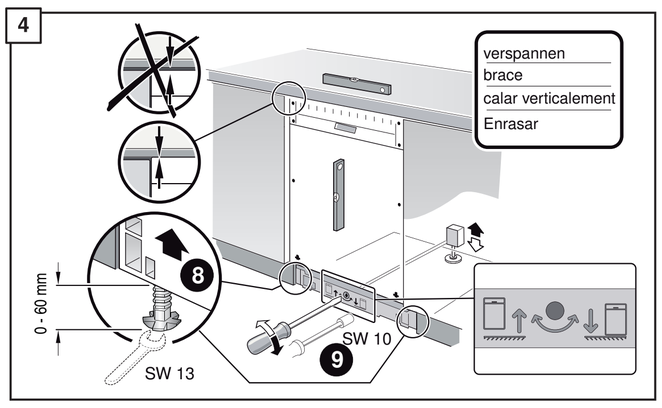

5

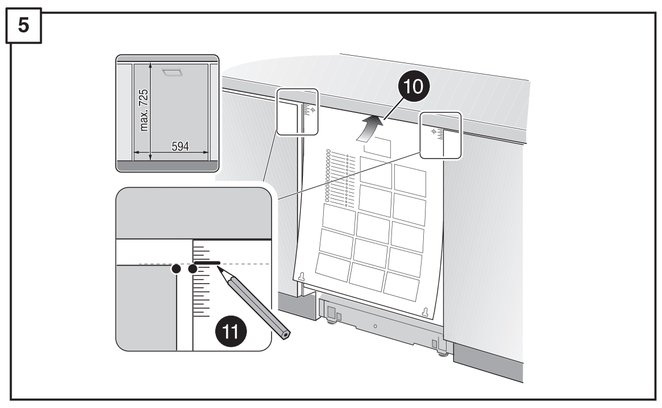

Ø 2

~12

566

6

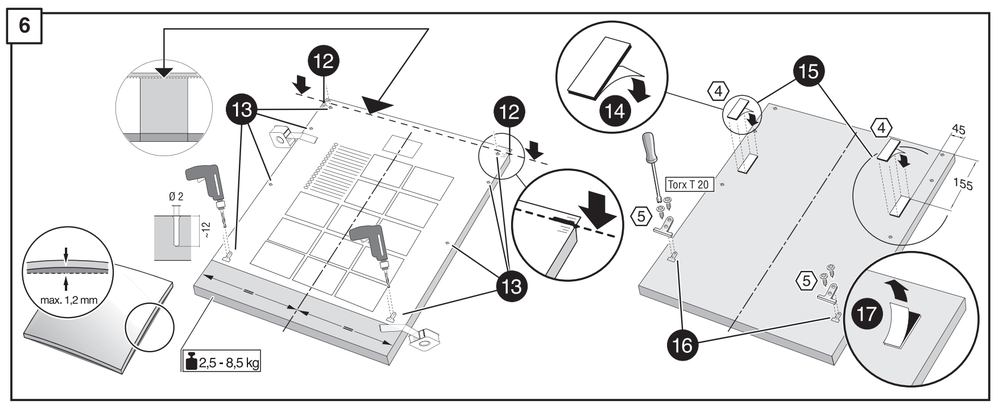

7

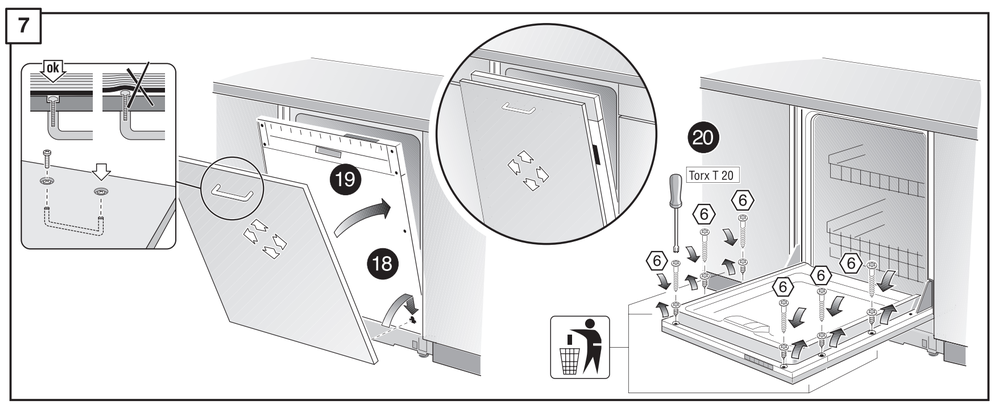

8

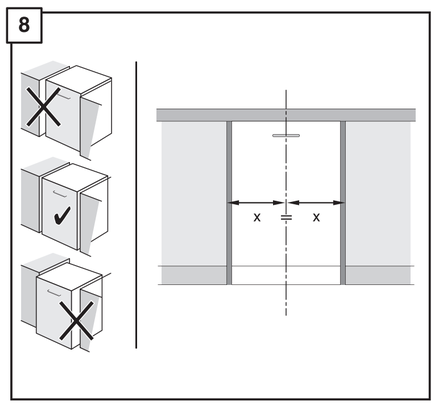

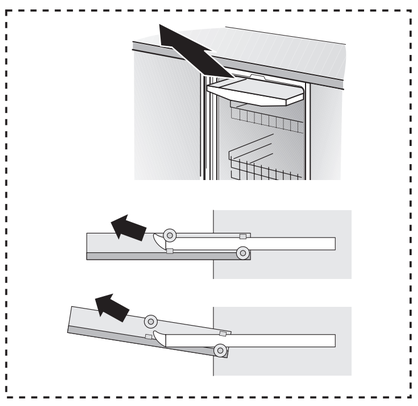

9

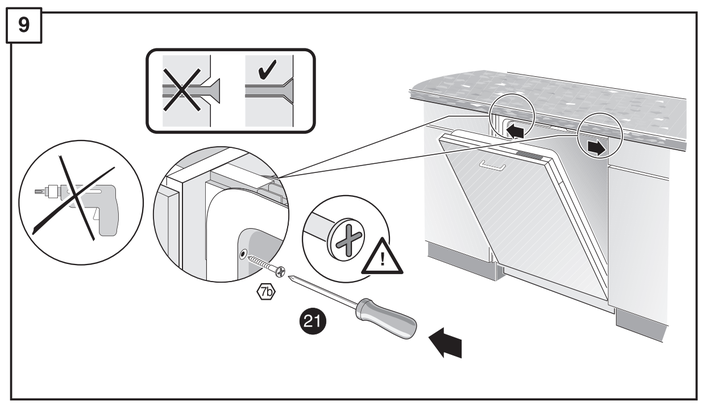

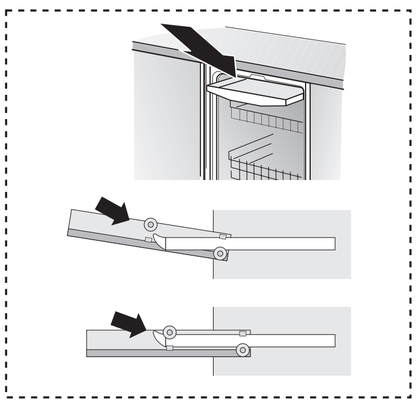

10

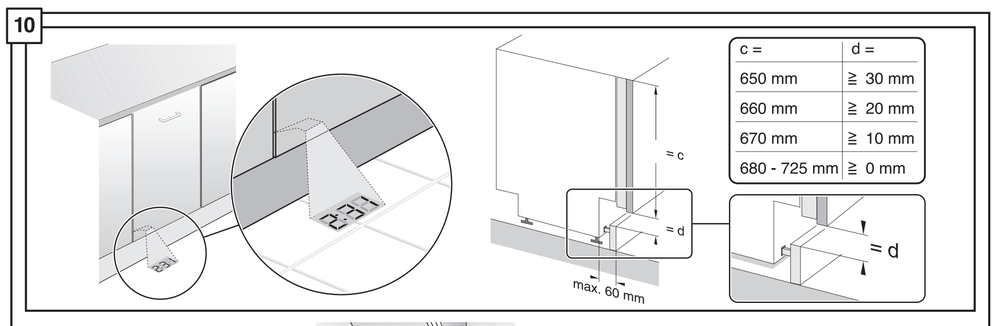

c =	d =
650 mm	≧ 30 mm
660 mm	≧ 20 mm
670 mm	≧ 10 mm
680 - 725 mm	≧ 0 mm

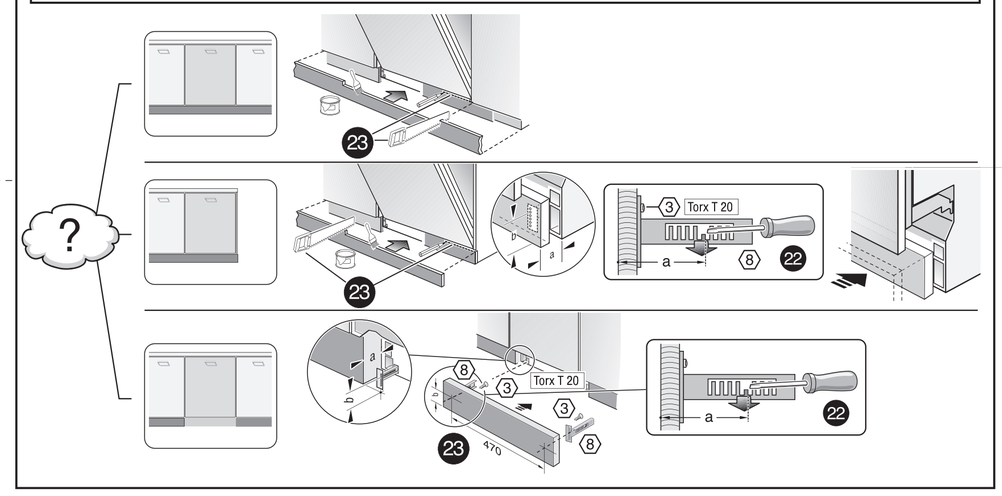

Ø 2

~12

502

11

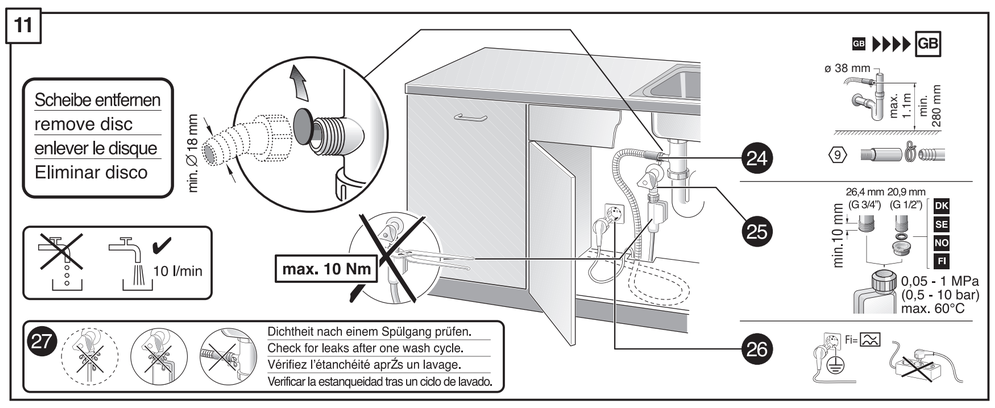

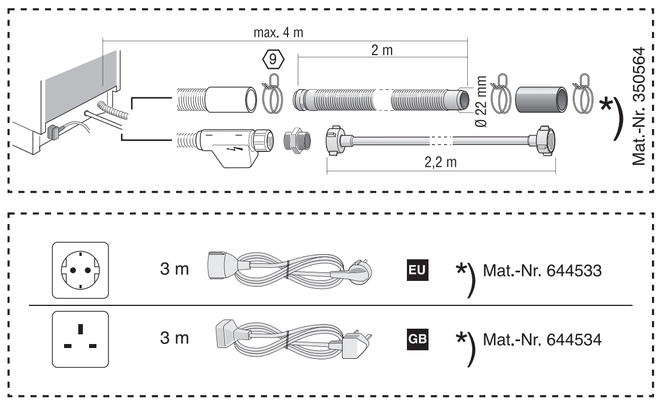

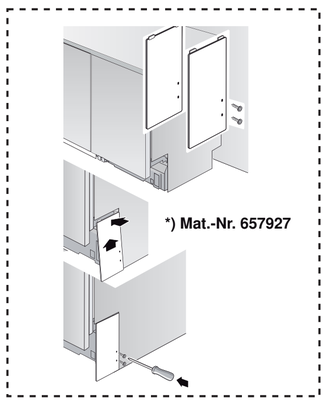

Ø 2

~12

502

GB

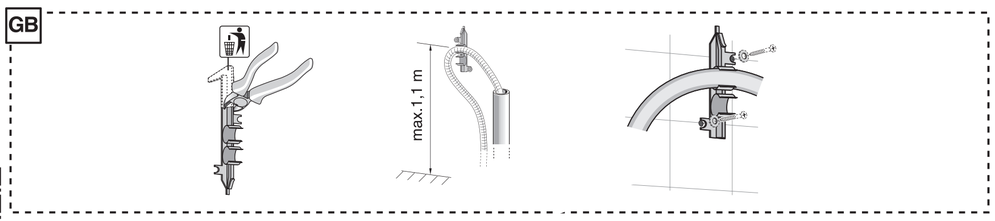

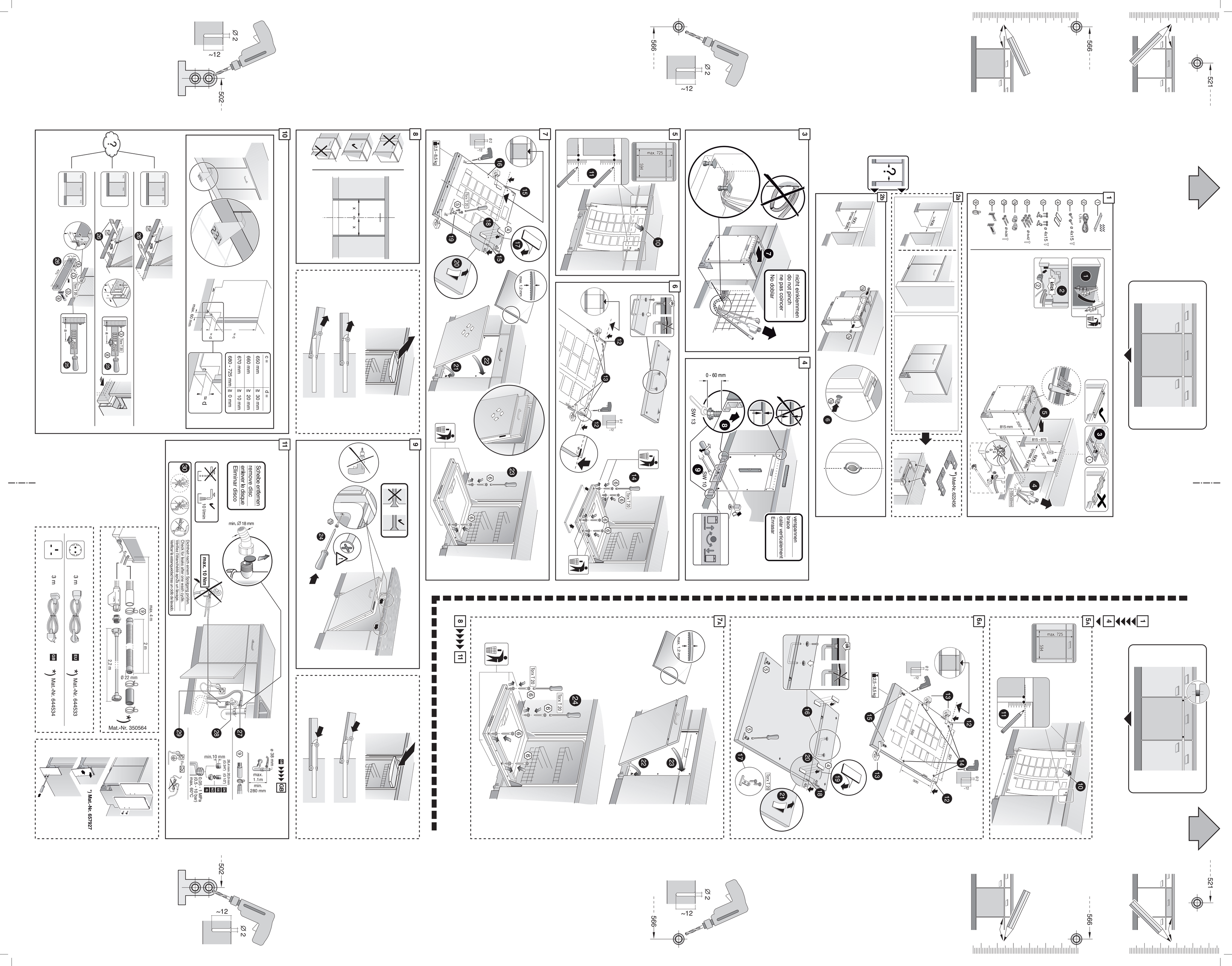
521
566
Klick
815 mm
815 - 875
Mat-Nr. 622456
nicht einklemmen
do not pinch
ne pas coincer
No dobar
0 - 60 mm
SW 13
SW 10
verspannen
brace
calar verticalement
Enrasar
max. 725
594
2.5 - 8.5 kg
Torx T 20
max. 1.2 mm
~12
Ø 2
502
c =
650 mm
660 mm
670 mm
680 - 725 mm
d =
≥ 30 mm
≥ 20 mm
≥ 10 mm
≥ 0 mm
max. 60 mm
Torx T 20
Schraube entfernen
remove disc
enlever le disque
Eliminar disco
10 l/min
min. Ø 18 mm
max. 10 Nm
Dichtheit nach einem Spülzyklus prüfen.
Check for leaks after one wash cycle.
Vérifiez l'étanchéité après un lavage.
Verificar la estanqueidad tras un ciclo de lavado.
min. 10 mm
26.4 mm 20.9 mm
0.05 - 10 MPa
(0.5 - 10 bar)
max. 60°C
ø 39 mm
max. 1.1 m
min. 280 mm
GB
max. 4 m
2 m
2.2 m
Ø 22 mm
3 m
EU
Mat.-Nr. 644533
GB
Mat.-Nr. 644534
Mat.-Nr. 350564
Mat.-Nr. 657927