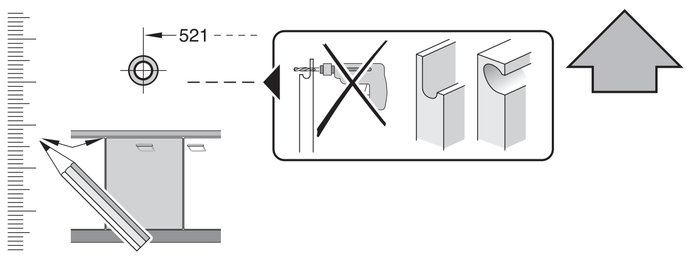

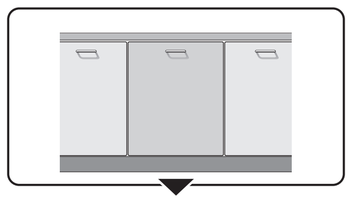

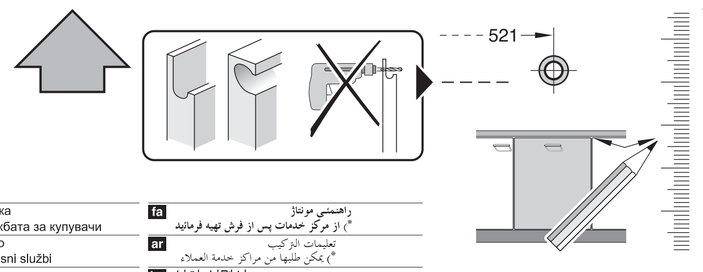

de Montageanleitung
*) über Kundendienst erhältlich

en Installation instructions
*) Available from customer service

fr Notice de montage
*) Disponible par le biais du service après-vente

nl Montagevoorschrift
*) Tegen meerprijs bij de Servicedienst verkrijgbaar

it Istruzioni per il montaggio
*) Disponibili presso il servizio assistenza clienti

el Οδηγίες τοποθέτησης
*) Διατίθενται από την υπηρεσία τεχνικής εξυπηρέτησης πελατών

es Instrucciones de montaje *) Se puede adquirir a través del Servicio de Asistencia Técnica Oficial de la marca

pt Instruções de montagem
*) Pode ser adquirido nos nossos Serviços Técnicos

sv Monteringsanvisning
*) kan fås via Service

tr Montaj kılavuzu
*) Yetkili servis üzerinden alınabilir

ru Инструкция по монтажу
*) Можно получить в сервисном центре

cs Montážní návod
*) K dispozici přes servisní službu

no Monteringsanvisning
*) fåes hos kundeservice

fi Asennusohje
*) Saatavissa huoltopalvelusta

da Monteringsvejledning
*) Kan købes hos serviceafdelingen

pl Instrukcja montażu
*) Do uzyskania w punkcie serwisowym

hu Szerelési utasítás
*) A vevőszolgálaton keresztül kapható:

hr Uputa za montažu
*) može dobiti kod službe održavanja

mk Упатство за монтажа
*) се добива преку службата за купувачи

sl Navodilo za montažo
*) Lahko nabavite v servisni službi

sr Uputstvo za montažu
*) Može se nabaviti preko servisne službe

et Monteerimisjuhend
*) kūsige klienditeeninduselt

lt Montavimo instrukcija
*) Ją galima gauti klientų aptarnavimo servise

lv Montāžas pamācība
*) Var saņemt servisa dienestā

sk Návod na montáž
*) Dostanete v službe zákazníkom

sq Udhëzues për montim
*) Sigurohet nëpërmjet servisit

bs Uputa za montažu
*) Može se dobiti preko servisne službe

fa راهنمای مونتاژ
*) از مرکز خدمات پس از فروش تهیه فرمائید

ar تعليمات التركيب
*) يمكن طلبها من مراكز خدمة العملاء

ko 설치 설명서
*) 고객서비스 센터에서 구입 가능

zh 安装说明书
*) 可向售后服务站索取。

uk Інструкція з монтажу
*) Можна отримати через сервісну службу

ro Instrucțiune de montaj
*) obtenabilă la serviciul pentru clienți

id Intruksi Pemasangan
*) bisa didapatkan melalui Customer Service

kk Іске қосу туралы нұсқаулар!
*) Сервис қызмет көрсету орталығында алуына жатады

GV 640 Voll-I - 86,5 cm - m. GS - Zeolith 9000 879 900 (9308)

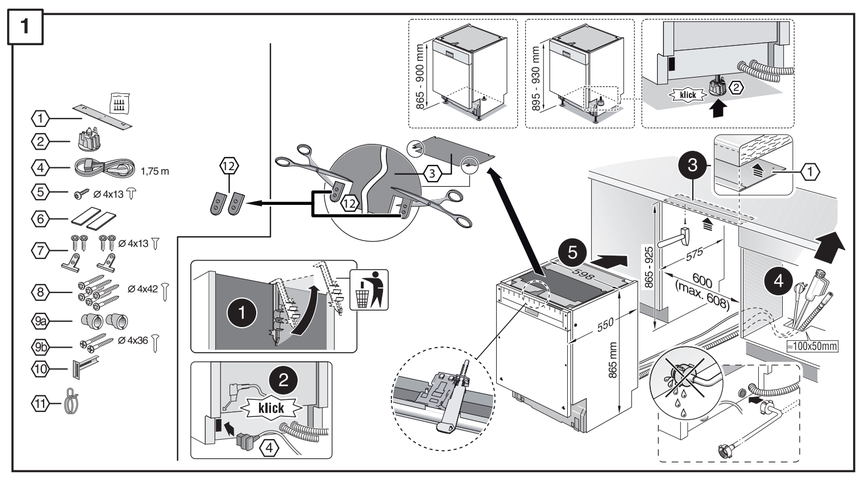

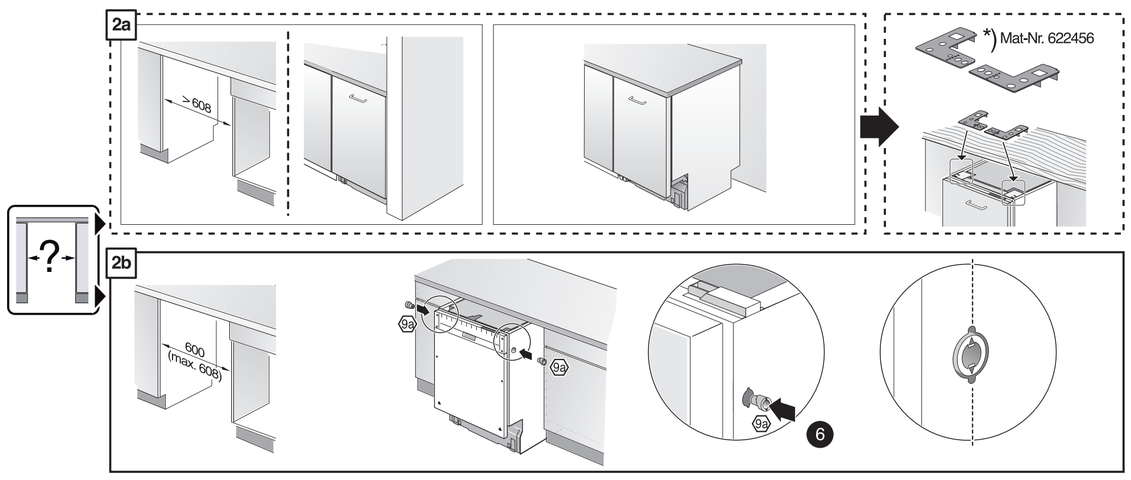

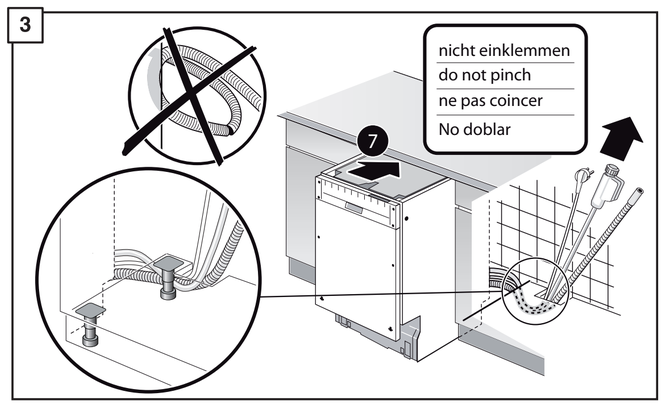

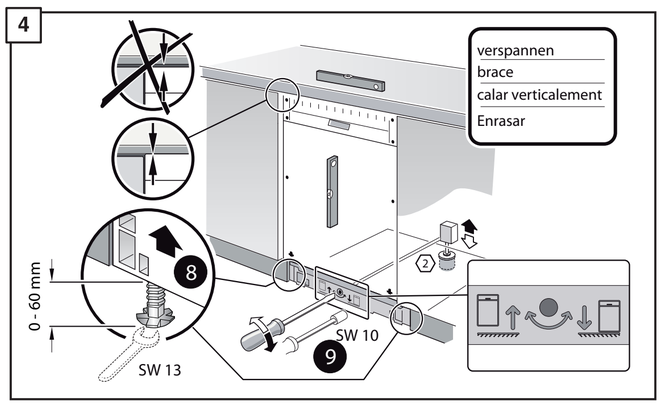

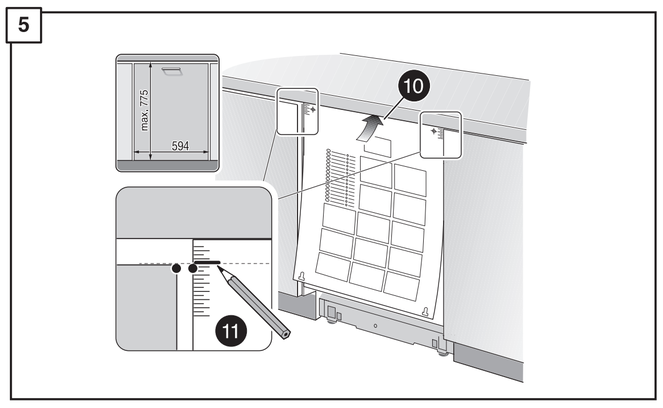

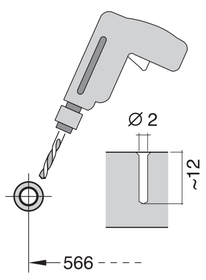

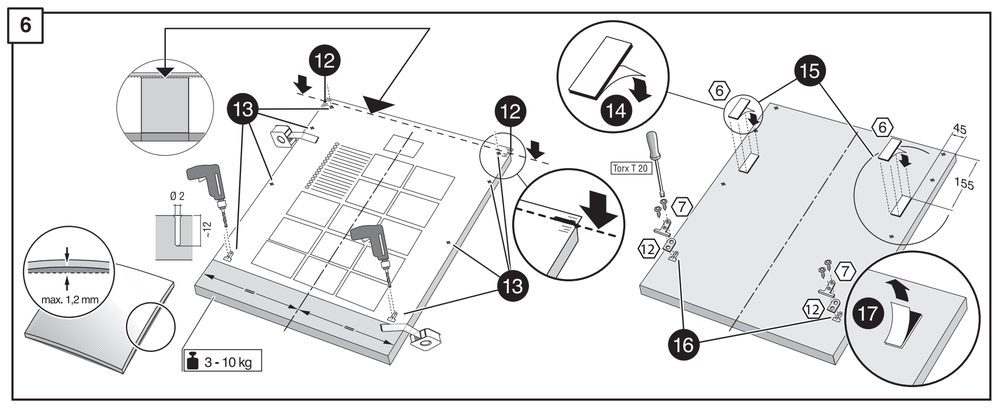

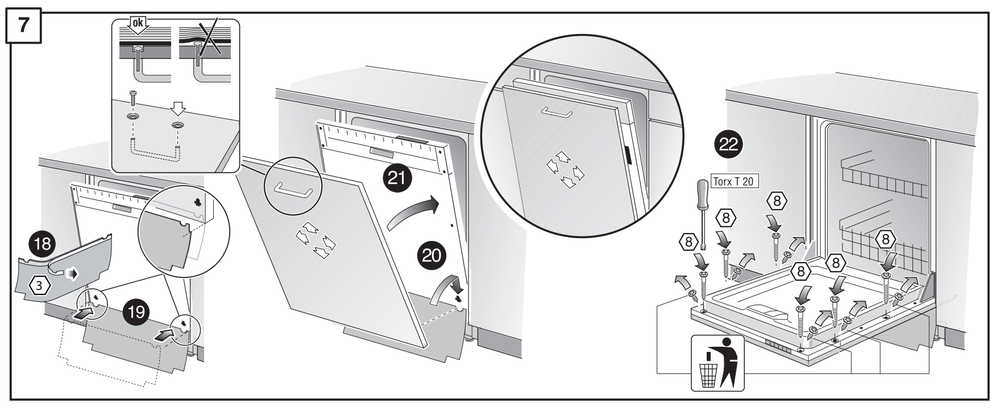

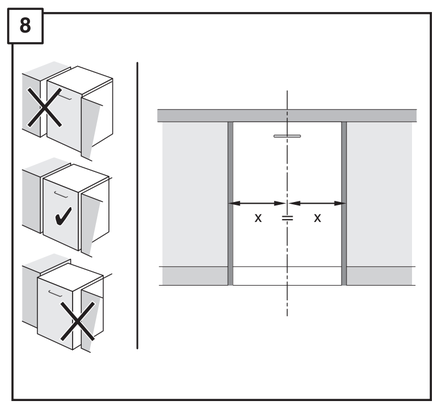

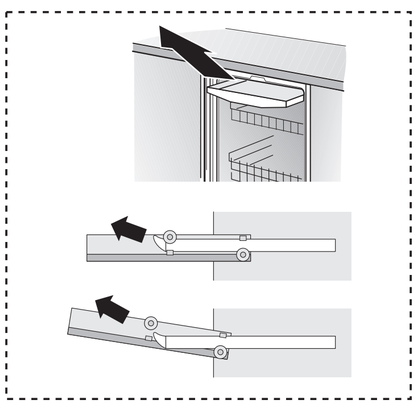

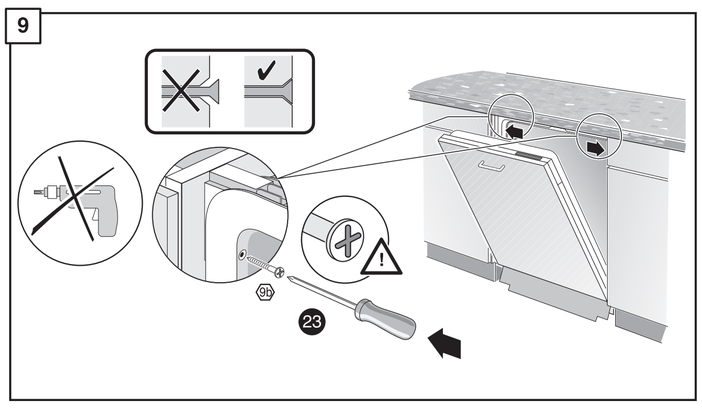

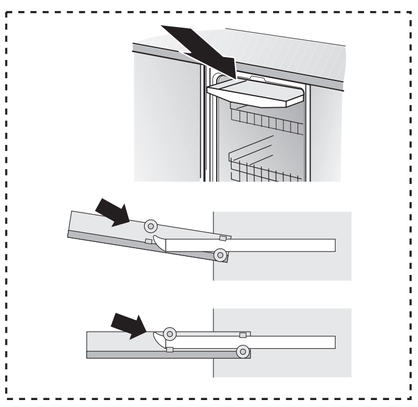

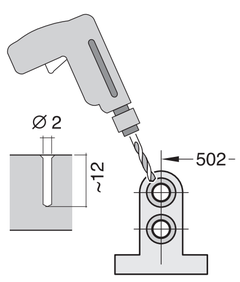

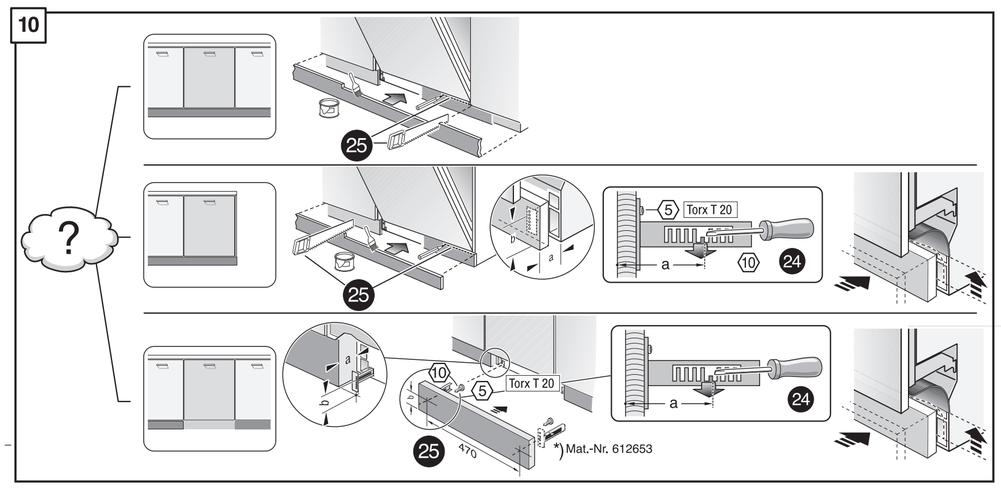

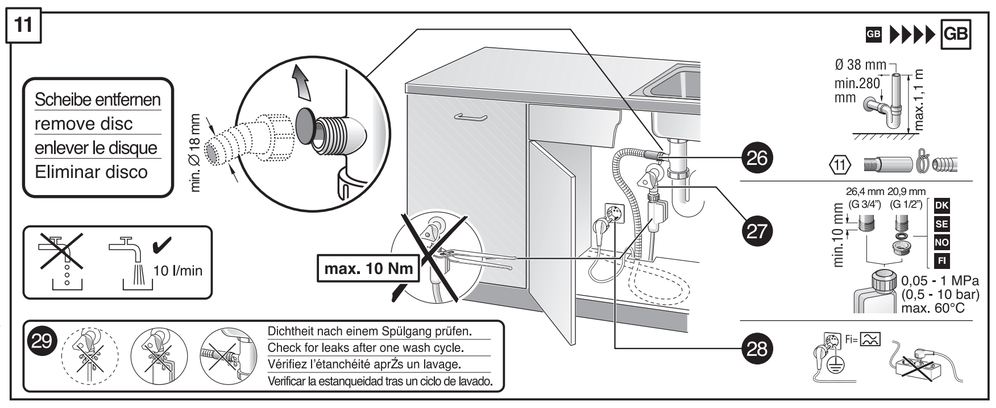

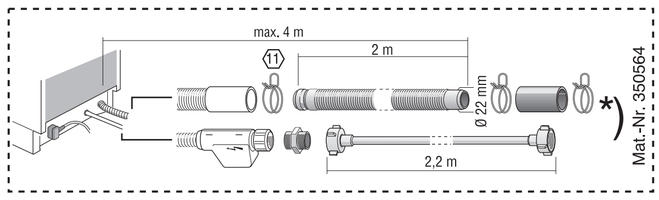

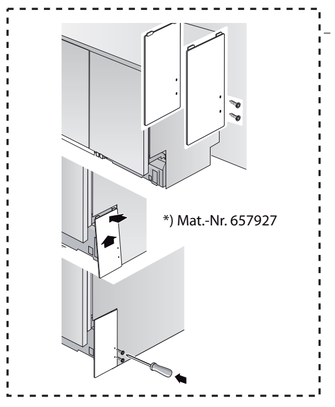

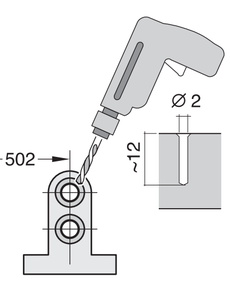

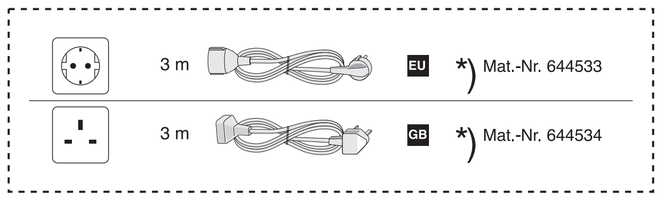

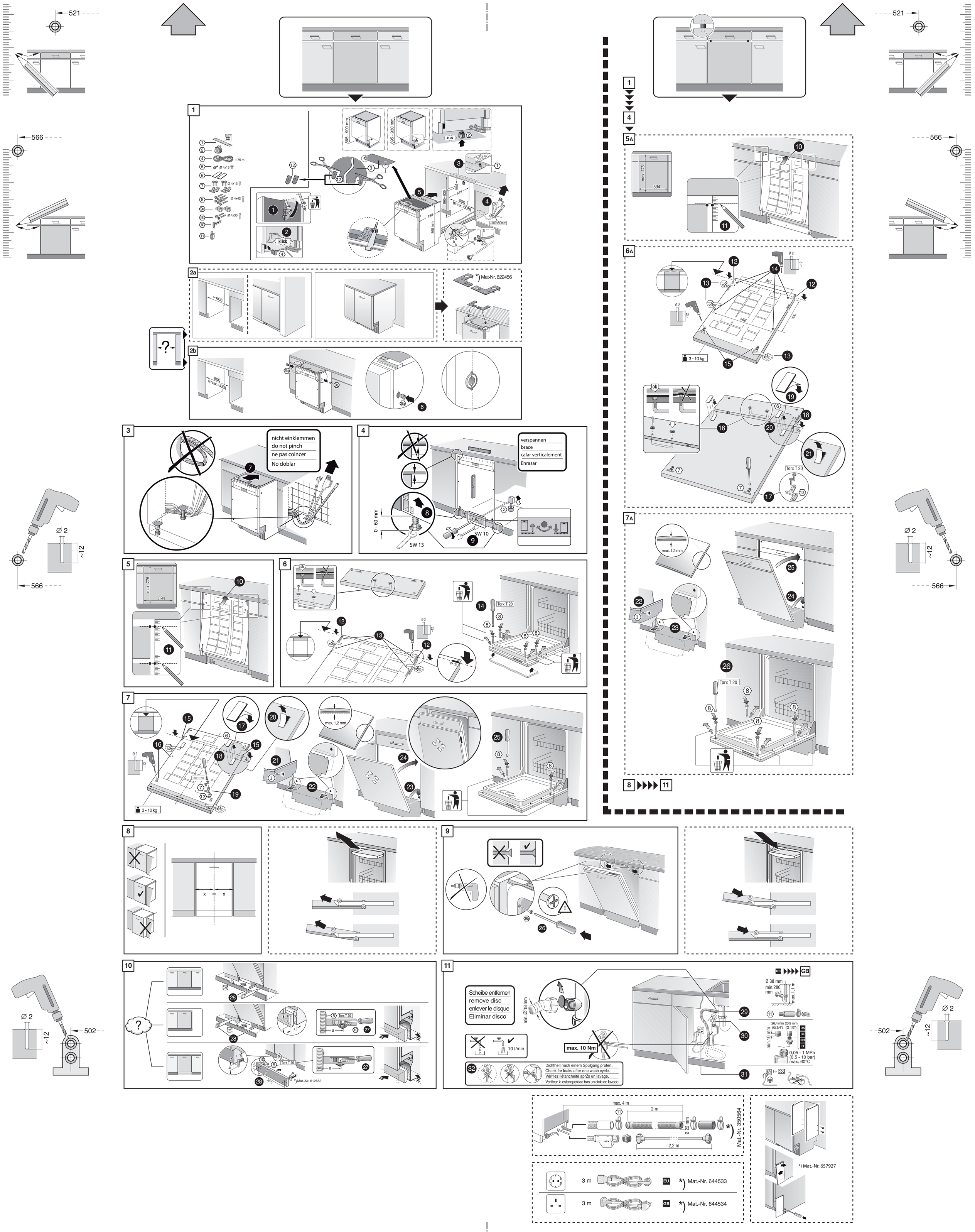
521
566
1
865 - 900 mm
895 - 930 mm
klick
1,75 m
Ø 4x13
Ø 4x42
Ø 4x36
865 - 925
575
600 (max. 608)
550
865 mm
100x50mm
2a
≥ 608
*) Mat-Nr. 622456
2b
600 (max. 608)
3
nicht einklemmen
do not pinch
ne pas coincer
No doblar
4
verspannen
brace
calar verticalement
Enrasar
0 - 60 mm
SW 13
SW 10
5
max. 775
594
6
ok
Torx T 20
Ø 2
~12
3 - 10 kg
7
max. 1,2 mm
45°
8
x
9
10
28
27
a
470
*) Mat.-Nr. 612653
11
Scheibe entfernen
remove disc
enlever le disque
Eliminar disco
min. Ø 18 mm
10 l/min
max. 10 Nm
32
Dichtheit nach einem Spülgang prüfen.
Check for leaks after one wash cycle.
Vérifiez l'étanchéité aprŽs un lavage.
Verificar la estanqueidad tras un ciclo de lavado.
GB
Ø 38 mm
min.280 mm
max.1,1 m
26,4 mm (G 3/4")
20,9 mm (G 1/2")
min. 10 mm
DK
SE
NO
FI
0,05 - 1 MPa
(0,5 - 10 bar)
max. 60°C
max. 4 m
2 m
Ø 22 mm
2,2 m
*) Mat.-Nr. 350564
3 m
EU
*) Mat.-Nr. 644533
GB
*) Mat.-Nr. 644534
*) Mat.-Nr. 657927
502