GV 640 Stand 9000 706 944 (9512)

de Montageanleitung
*) über Kundendienst erhältlich

en Installation instructions
*) Available from customer service

fr Notice de montage
*) Disponible par le biais du service après-vente

nl Montagevoorschrift
*) Tegen meerprijs bij de Servicedienst verkrijgbaar

it Istruzioni per il montaggio
*) Disponibili presso il servizio assistenza clienti

el Οδηγίες τοποθέτησης
*) Διατίθενται από την υπηρεσία τεχνικής εξυπηρέτησης πελατών

es Instrucciones de montaje *) Se puede adquirir a través del Servicio de Asistencia Técnica Oficial de la marca

pt Instruções de montagem
*) Pode ser adquirido nos nossos Serviços Técnicos

sv Monteringsanvisning
*) kan fås via Service

no Monteringsanvisning
*) fåes hos kundeservice

fi Asennusohje
*) Saatavissa huoltopalvelusta

da Monteringsvejledning
*) Kan købes hos serviceafdelingen

tr Montaj kılavuzu
*) Yetkili servis üzerinden alınabilir

ru Инструкция по монтажу
*) Можно получить в сервисном центре

cs Montážní návod
*) K dispozici přes servisní službu

pl Instrukcja montażu
*) Do uzyskania w punkcie serwisowym

hu Szerelési utasítás
*) A vevőszolgálaton keresztül kapható:

hr Uputa za montažu
*) može dobiti kod službe održavanja

mk Упатство за монтажа
*) се добива преку службата за купувачи

sl Navodilo za montažo
*) Lahko nabavite v servisni službi

sr Uputstvo za montažu
*) Može se nabaviti preko servisne službe

et Monteerimisjuhend
*) küsige klienditeeninduselt

lt Montavimo instrukcija
*) Ją galima gauti klientų aptarnavimo servise

lv Montāžas pamācība
*) Var saņemt servisa dienestā

sk Návod na montáž
*) Dostanete v službe zákazníkom

sq Udhëzues për montim
*) Sigurohet nëpërmjet servisit

bs Uputa za montažu
*) Može se dobiti preko servisne službe

fa راهنمائی مونتاژ
*) از مرکز خدمات پس از فرش تهیه فرمائید

ar تعليمات التركيب
*) يمكن طلبها من مراكز خدمة العملاء

ko 설치 설명서
*) 고객서비스 센터에서 구입 가능

zh 安装说明书
*) 可向售后服务站索取。

uk Інструкція з монтажу
*) Можна отримати через сервісну службу

ro Instrucțiune de montaj
*) obtenabilă la serviciul pentru clienți

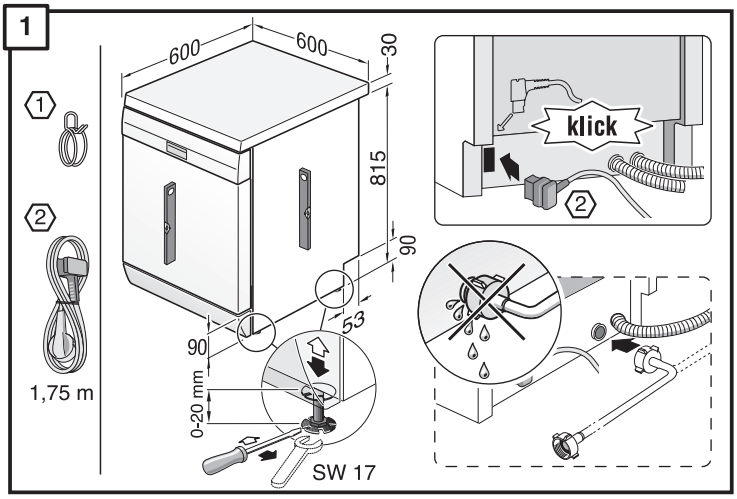

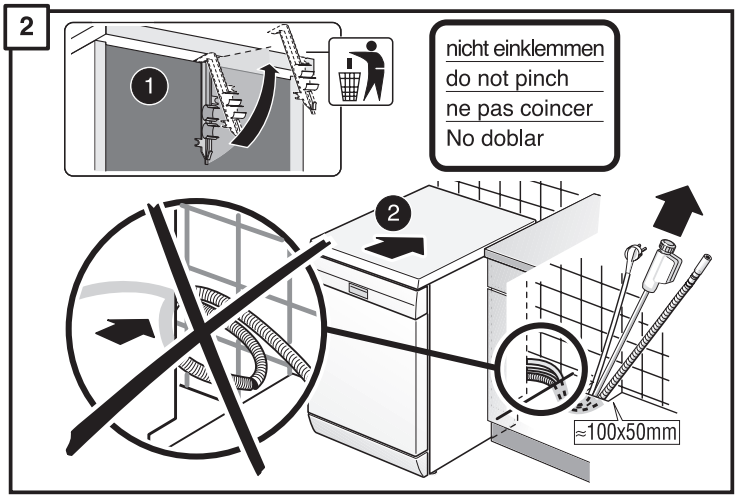

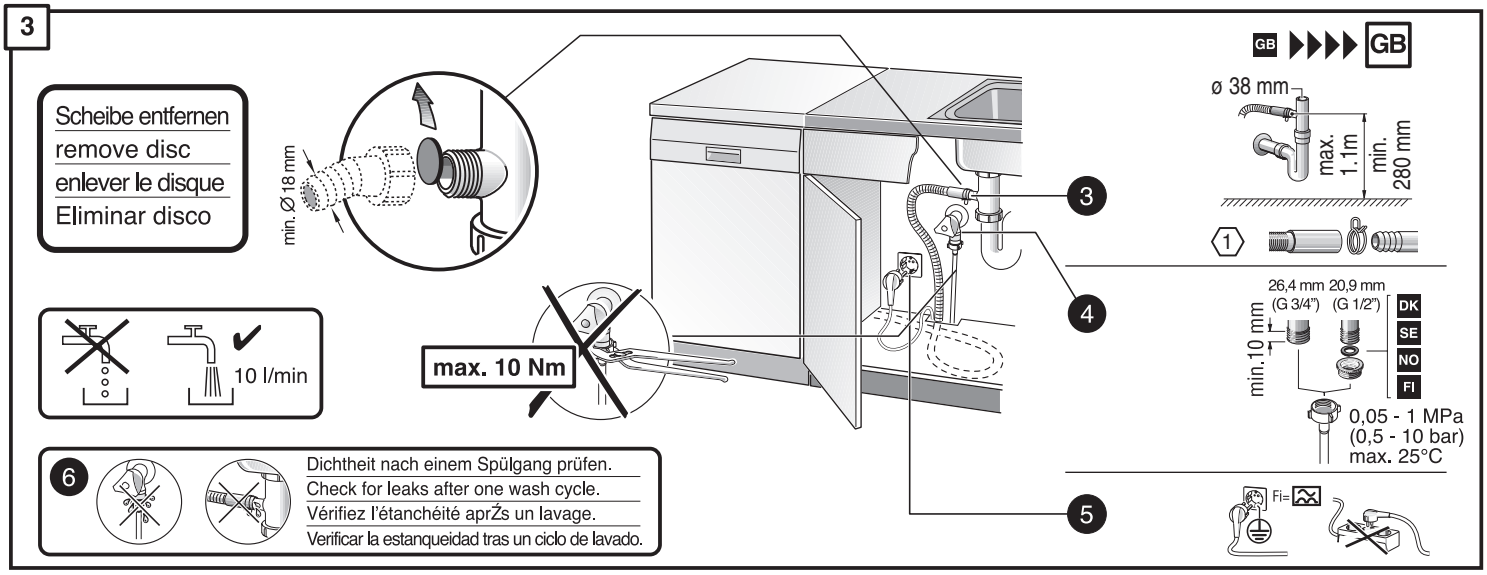

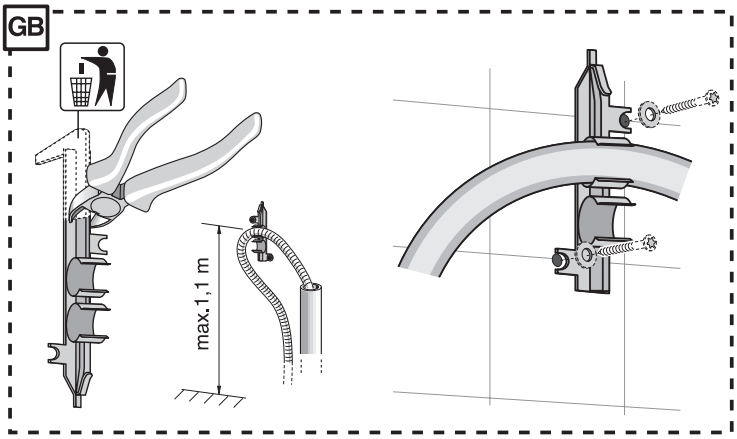

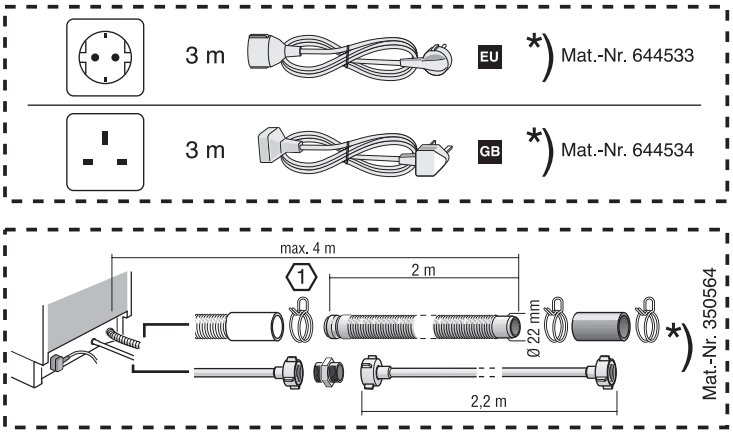

1

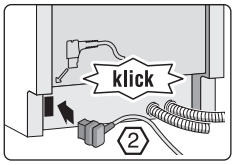
klick
2

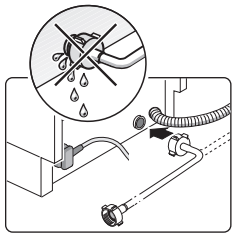

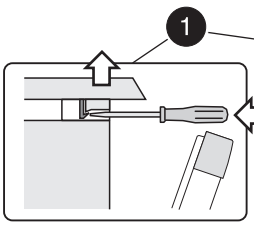
1

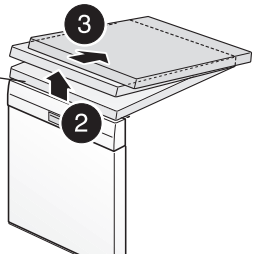
3
2


4

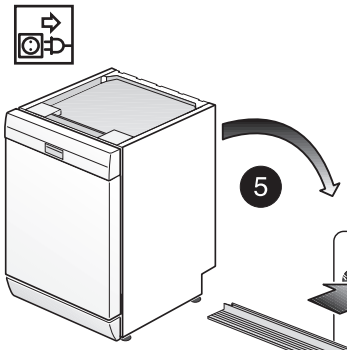
5

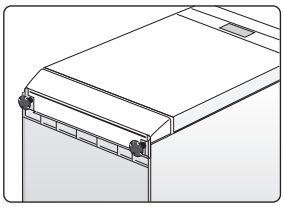

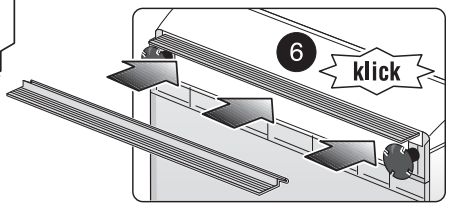
6
klick

2

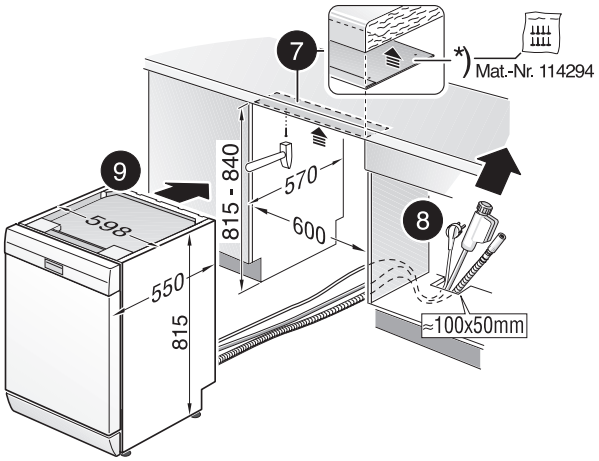
7
*) Mat.-Nr. 114294
9
598
550
815
815 - 840
570
600
8
≈100x50mm

3

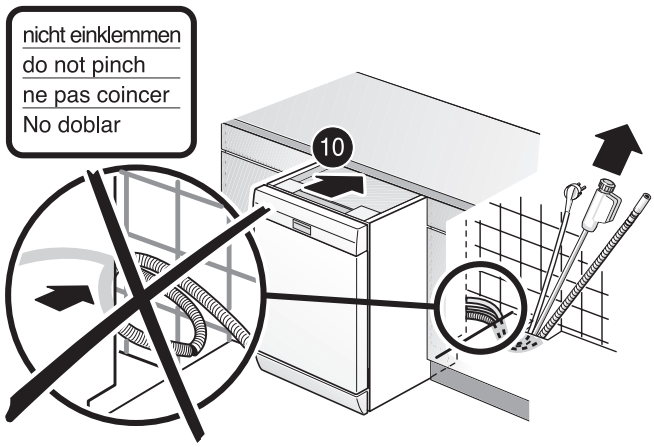
nicht einklemmen
do not pinch
ne pas coincer
No doblar
10

4

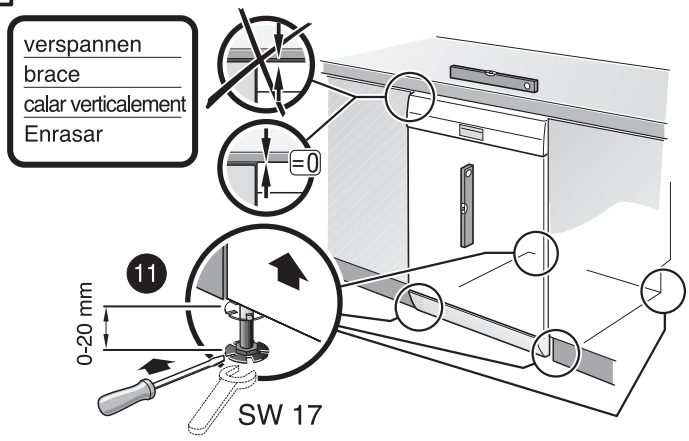
verspannen
brace
calar verticalement
Enrasar
=0
11
0-20 mm
SW 17

5

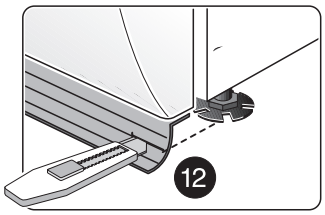
12

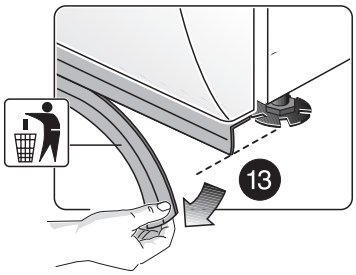
13

6

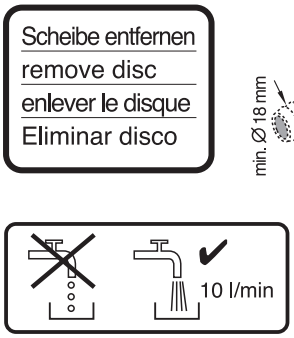
Scheibe entfernen
remove disc
enlever le disque
Eliminar disco
min. Ø 18 mm
10 l/min

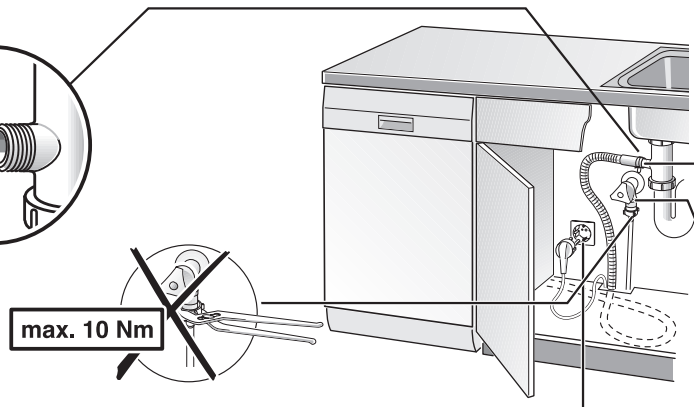
max. 10 Nm
14
15
16

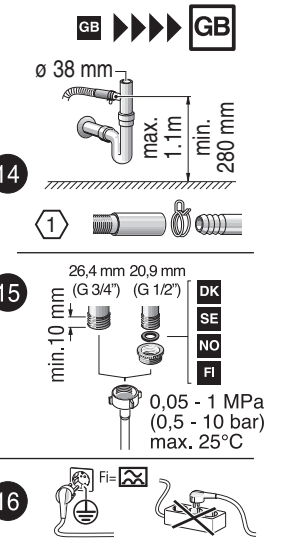
GB
ø 38 mm
max. 1.1m
min. 280 mm
1
26,4 mm (G 3/4")
20,9 mm (G 1/2")
min. 10 mm
DK
SE
NO
FI
0,05 - 1 MPa
(0,5 - 10 bar)
max. 25°C
Fi=

17
Dichtheit nach einem Spülgang prüfen.
Check for leaks after one wash cycle.
Vérifiez l'étanchéité aprŽs un lavage.
Verificar la estanqueidad tras un ciclo de lavado.