

Service-Programm
Entkalken
Service Program
Descaling

1	Service-Entkalken i-Taste 3 sek. Service-descale i-button 3 sec.	2		3	ca. 3 Sek. approx. 3 sec. 	4	(Entkalkungsprogramm) starten mit i (Descaling program) start with i		
5		6		7		8		9	 ca. 30 Sek. approx. 30 sec.
10	 max. 0,5 L 17 fl.oz. 2x	11	 ca. 20 Min. approx. 20 min.	12		13	 ca. 1 Min. approx. 1 min.	14	
15		16							

Service-Programm
Reinigen
Service Program
Cleaning


1	Service-Reinigen i-Taste 3 sek. Service-clean i-button 3 sec.	2		3	ca. 3 Sek. approx. 3 sec. 	4	(Reinigungsprogramm) starten mit i (Cleaning program) start with i		
5		6		7		8	Reinigungsprogramm läuft... ... cleaning... ...	9	 a b schliessen close
10	 ca. 7 Min. approx. 7 min.	11		16					

Service-Programm
Calc'n'Clean
Service Program
Calc'n'Clean

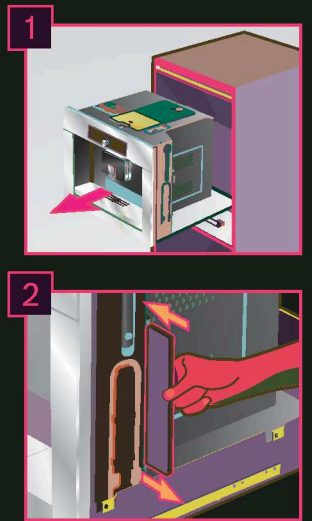
1	Service-Calc'n'Clean i-Taste 3 sek. Service- Calc'n'Clean i-button 3 sec.	2		3	ca. 3 Sek. approx. 3 sec. 	4	(Calc'n'Clean starten mit i) (Calc'n'Clean start with i)		
5		6		7		8		9	 ca. 60 Sek. approx. 60 sec.
10	 a schliessen close	11	 max. 0,5 L 17 fl.oz. 2x	12	 ca. 20 Min. approx. 20 min.	13		14	 ca. 8 Min. approx. 8 min.
15		16		17					

Kurzanleitung
Quick User Guide

TCC78K750



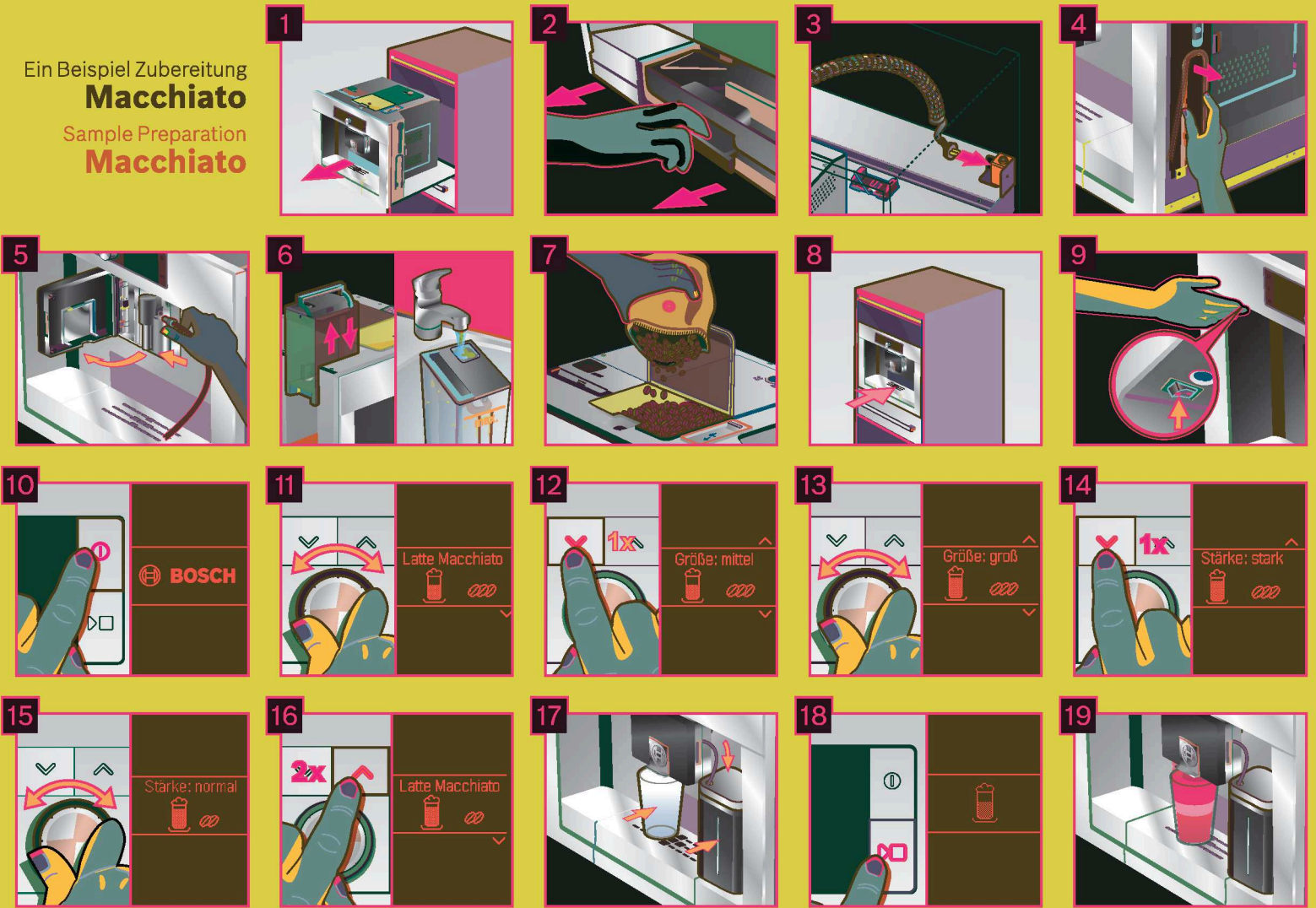
Kurzanleitung
Aufbewahren
 Quick User
 Guide
Storage



Vor Gebrauch unbedingt die
 Gebrauchsanleitung lesen.
 Please read the instruction
 manual before use.

Mat. Nr. 9000411577

Ein Beispiel Zubereitung
Macchiato
 Sample Preparation
Macchiato



Milchschaumer
Reinigen
 Milk-Frother
Cleanup



Brüheinheit
Reinigen
 Brew Cartridge
Cleanup

