BOSCH

Summary of instructions

⚠ **Warning**
Before using your washing machine, read the installation and operating instructions and act accordingly.

Before using your washing machine for the first time

- ❑ Select the language of the texts on the display panel.
- ❑ Set the time.
  Proceed as described in the operating manual.

Preparing the washing



ⓘ Ensure that the drum is empty. You can then make optimum use of the load detection sensor.

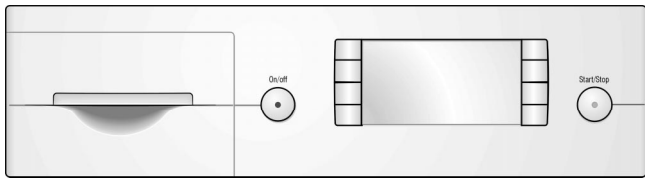

Switching on the appliance

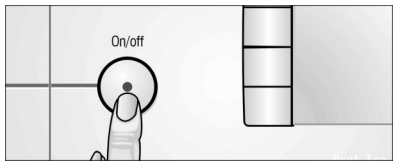

Selecting a programme







Loading the drum

Fill the drum up to a load of 100 %.

Dose detergent according to the recommendation on the display panel; also follow the instructions of the detergent manufacturer.

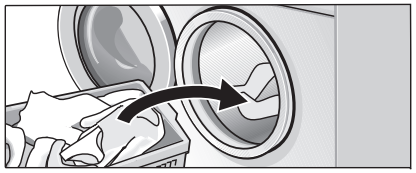

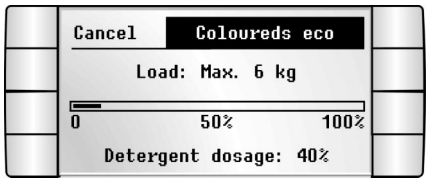

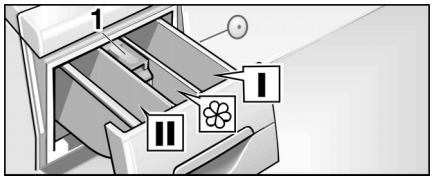

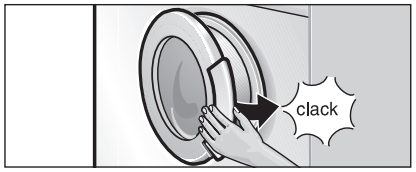

Change?

See operating instructions.



Start programme

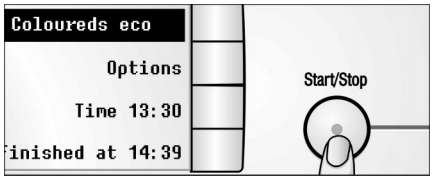

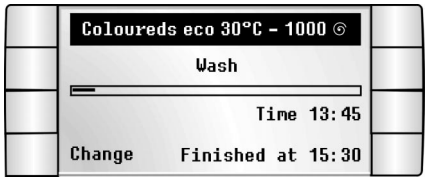

After washing

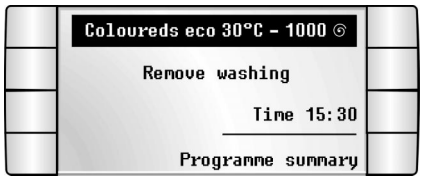

Switching off the appliance

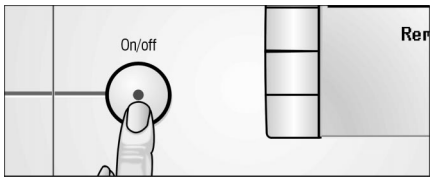

If you cannot open the door, check whether the childproof lock / appliance lock has been activated.



If yes, press the "Start/Stop" button for 4 seconds.

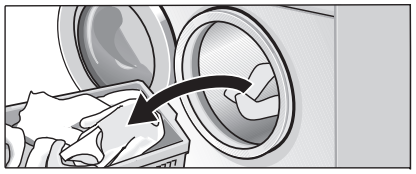

Overview of programmes

The following **additional options** can be selected in addition to the programmes:
"**Prewash**", "**Stains**" (Intensive wash), "**Rinse Plus**" (Additional rinsing cycle), "**Rinse hold**" (The washing remains in the final rinsing water) and **"Reduced Ironing"** (Gentler spin).

Type of laundry Comply with care labels!	Amount of laundry	Programme*	Degree of soiling	Required additional option button
Hard-wearing textiles, heat-resistant textiles e.g. cotton, linen 	6 kg	**Cottons/coloureds** cold, 30, 40, 50, 60, 70 °C	lightly to normally soiled	Stains
		Coloureds eco cold, 30, 40**, 50, 60**, 70 °C	normally soiled with stains	Stains
		Cottons 80, 90 °C	normally soiled	Stains
	up to 5 kg	**Cottons/coloureds** cold, 30, 40, 50, 60, 70 °C	lightly soiled	–
		Cottons/coloureds cold, 30, 40, 50, 60, 70 °C	normally to heavily soiled	Stains
		Coloureds eco cold, 30, 40, 50, 60 °C	normally to heavily soiled with stains	Stains
For hard-wearing cotton washing and easy-care textiles – different types of washing can be washed together. 	up to 3 kg	**Mix** cold, 30, 40 °C	lightly soiled	–
		Mix cold, 30, 40 °C	normally to heavily soiled	Stains
For easy-care textiles, e.g. cotton, linen, synthetic materials or blended fabrics. 	up to 3 kg	**Easy-care** cold, 30, 40, 50, 60 °C	lightly soiled	–
		Easy-care cold, 30, 40**, 50, 60 °C	normally to heavily soiled	Stains
For easy-care, washable textiles, e.g. satin, synthetic materials or blended fabrics. 	up to 2 kg	**Delicate** cold, 30, 40 °C	lightly soiled	–
		Delicate cold, 30, 40 °C	normally to heavily soiled	Stains
For hand and machine washable wool or wool-rich textiles, e.g. cashmere, mohair or angora, 	up to 2 kg	**Wool** cold, 30, 40 °C	lightly soiled	–
		Wool cold, 30**, 40 °C	normally to heavily soiled	Stains
For hand and machine-washable silk textiles 	up to 1 kg	**Silk** cold, 30, 40 °C	lightly soiled	–
			normally to heavily soiled	Stains
Curtains and textiles made of blended fabrics 	up to 3 kg	**Curtains** cold, 30, 40 °C	lightly soiled	–
			normally to heavily soiled	Stains

We recommend our special programmes for microfibre textiles and shirts/blouses. Follow the instructions in the operating manual!

Programme options

On the display panel	Application
"**Rinse**"	Rinse cycle with subsequent spin cycle for rinsing hand-washed laundry or for starching. Reduced spin speed.
"**Spin**"	Spin cycle for spinning hand-washed items. Washing water or rinsing water is drained before the spin cycle. Reduced spin speed.
"**Drain**"	Drains the water in the drum.

* Pour detergent into dispenser **II** for programmes without prewash; distribute detergent between dispensers **I** and **II** for programmes with prewash.

** Programme setting for test in accordance or in conformity with EN 60 456 and IEC 60 456

Further information can be found in the operating and installation instructions.
Please read the manual carefully and comply with the safety instructions.

0703 en
5500 015626