

Welcome Home.

Corporate Showroom and Experience Centres:

Mumbai:
BSH Household Appliances Manufacturing Pvt. Ltd.
Arena House, Second Floor, Main Building,
Plot No. 103, Road No. 12,
MIDC, Andheri, Mumbai - 400093, India.

Bengaluru:
BSH Household Appliances Manufacturing Pvt. Ltd.
No. 8, GF, 15 Cross, 6th Phase,
J. P. Nagar, Bengaluru - 560078, India.

Delhi NCR:
BSH Household Appliances Manufacturing Pvt. Ltd.
NIIT, Tapasya Building, Second Floor,
Plot No. 5, EFGH, Sector 126, Greater Noida, Expressway, Noida - 201313, UP., India.

Chennai:
BSH Household Appliances Manufacturing Pvt. Ltd.
4th Floor, South Towers,
KRM Plaza, Harrington Road,
Chetpet, Chennai - 600031, India.

Kolkata:
809-810, Adventz Infinity, Sector 5, Salt Lake, Kolkata - 700091, India.

Hyderabad:
G Square, First Floor, Madhura Nagar Colony, Gachibowli, Hyderabad - 500032, India.

Siemens toll free number - 1800 209 1850
(Monday to Saturday: 8am to 8pm)

www.siemens-home.bsh-group.in

BSH Group is a Trademark Licensee of Siemens AG.
Valid from 1st September, 2023.

Important Notes:
Certain appliances shown in this catalogue may not be available in India. Model numbers and specifications are for reference only and subject to change without prior notice. Please contact your local Siemens retailer for the latest information.

BSH Household Appliances Manufacturing Pvt. Ltd., reserves the right to change specifications without notice, in the interest of technological progress. While every effort has been made to ensure that all specifications and descriptions are correct at the time of going to press, this brochure should not be regarded as infallible guide nor as an offer of sale for a particular product. Due to variables in the reproduction process, colours of actual products may vary slightly from those depicted. We recommend a visit to a Siemens dealer to confirm that specifications and colours are to your satisfaction.


All descriptions and installation diagrams are intended as a guide only. For additional technical information, full dimensional and installation details, please refer to the instruction manual supplied with the appliance.

All rights reserved. No part of this publication may be reproduced in any form by any means without the prior written permission of BSH Household Appliances Manufacturing Pvt. Ltd. (EOE).

SIEMENS

Siemens Home Appliances

SIEMENS



A legacy of innovation. Welcome to Siemens.

This story began when Siemens' founder, Werner Von Siemens, had a dream of an enterprise that through its own inventions and entrepreneurial vision, contributes to enhancing the knowledge and well-being of humanity.

With a legacy of over 175 years, Siemens has been leading the electrical engineering industry. The brand personifies the timeless vision of Mr. Siemens, 'Progress in the service of mankind'.



Expertise you'd expect from Siemens.

The brand Siemens stands for German ingenuity. As a leader in the industry, known for its breakthrough technology and outstanding engineering, Siemens has always been one step ahead. By anticipating the needs of the consumer, Siemens passionately delivers solutions that make life simpler, more efficient and extraordinary. Consumers can enjoy more flexibility and time-saving solutions to support their busy lifestyles. Thus, Siemens has transformed homes with its pioneering appliances.

The promise of more.

At Siemens, every appliance is created to simplify everyday life and make it extraordinary. From your kitchen to your laundry, the innovative technology from Siemens Home Appliances will make your home smart, more efficient and more self-sufficient than ever before. Thus, you can be empowered to do more, connect more and live more.

The promise of great quality.

When you make a purchase from Siemens Home Appliances, you get to experience the best of German engineering in your household. These superior quality products simplify and redefine day-to-day life with inspiring and intuitive features and functionalities.

Siemens Home Appliances include ovens that speed up the cooking process with varioSpeed, dishwashers that feature the world's only Zeolith® drying system, fridges with hyperFresh food preservation system to help keep food fresh for longer, and outstanding freezers that never have to be defrosted.

The promise of immaculate design.

At Siemens, design plays a key role in terms of form and function. Siemens designs are characterised by straight, clean and bold lines, architectural clarity, use of ground-breaking materials and interactive technologies. Siemens Home Appliances are dedicated towards design excellence and continues to shine year after year, with numerous successes at the world's most prestigious design awards.



The promise of beyond.


Siemens Home Appliances set high standards in terms of quality for your peace of mind. Every appliance comes with a warranty. Besides this, original spare parts are available for up to 10 years to ensure smooth operation. The spare parts customer care service helps you get the parts you need.


The promise of always being there.

With engineers trained with unrivalled knowledge in Siemens Home Appliances, customers can rest assured their home appliances are in skilled hands. This dedicated service team attends to customer calls and ensures that Siemens Home Appliances work perfectly. Siemens has over 1600 service technicians and has conducted 600+ training sessions in 2022.

Siemens was proud to bag the award for innovation in Customer Experience & Delight at the Global CX Summit Event among 30 other brands. At the 12th Edition CX Strategy Awards 2023, Siemens won the Customer Experience Team of the Year & Customer Experience Leader of the Year amongst 50+ brands.

With over 1600 service technicians, Siemens has conducted 600+ training sessions in 2022.





Open up to the world of Siemens.

Introducing the Siemens kitchen that focuses on connecting.
Discover an intelligent kitchen with endless possibilities.

Outstanding ovens for outstanding results.
Take your cooking to the next level with Siemens Ovens.

There's nothing like the perfect Siemens companion.
Find the right companion appliance to redefine your kitchen.

Stunning range hoods that perform efficiently and silently.
Select the ideal hood that matches your kitchen style.

The hottest hobs that raise the temperature, instantly.
Choose from a wide range of hobs for fast and flexible cooking.

Experience unparalleled cooling solutions.
Be spoilt for choice thanks to our array of refrigerators.

Distinct dishwashers that make a difference daily.
Check out a range of dishwashers for a seamless life.

02

11

23

41

61

89

107





The kitchen has always been about connecting.

Ever since we gathered around a fire, cooking has been about connecting, today, even more so. The kitchen has opened up: architecturally, culturally and technologically. It has become the social hub of life. That's why, the Siemens kitchen is all about connecting. Connecting an oven so you don't have to stand by to see what's going on in it. Connecting a fridge so your food is always fresh. Connecting to the endless possibilities of the smart home so that you can connect to the important things in life.

Siemens cooking and baking appliances ensure that time spent in the kitchen is an absolute pleasure. The cooktops come with stepFlame technology to ensure precise results and the new iQ700 ovens come with the individual browning feature plus, offers five different levels of browning to choose from. So, while your food is baking the integrated camera keeps checking on your chosen level. With the Home Connect App, you can control your Wi-Fi enabled Siemens Home Appliances on your smartphone. Thus turning your house into a connected home and bringing more connectivity into your life, so you can spend time with family and friends.



Every connection lets your world grow.

Take the next step into the future: Discover how new connections redefine your daily life with Siemens and Home Connect.



"Image with representation purpose only"

Download and install Home Connect App

Home Connect

Partners brought to you by Home Connect

amazon alexa IFTTT fitbit Google Assistant

Open up to a world full of exciting possibilities and gain better control over a busy lifestyle: with a range of selected Wi-Fi enabled Home Appliances, you can now also operate your appliances easily and remotely. Use the Home Connect App to access extensive functions and additional partner services – turning your house into a connected home.

Ovens

- Recipes: Discover a large and delicious variety of Siemens approved recipes. Select your favourite dish via the app and send the settings directly to the oven, straight from your mobile, tablet or smart device.
- Operate the oven intuitively from wherever you are, for instance preheat your oven while you are on your way home.

Coffee Centre

- coffeeWorld: Explore a wide range of additional coffee specialties from around the world. Select your choice via the app and send the drink instruction straight to your coffee machine.
- coffeePlaylist: Impress your guests by asking them to submit their coffee preferences via the app. Transfer the beverage list remotely to the coffee machine and the drinks will be prepared one after the other.
- Operate the coffee machine intuitively from wherever you are, like from your bed when you wake up in the morning, so you can be ready for the day ahead.

Hobs and Hoods

- Push notifications are a helpful guide notifying you when your appliance needs maintenance attention, such as letting you know when the filters need replacing.
- emotionLight Pro: Change the ambience of the kitchen by changing the light colour of your hood. Choose from up to 256 colours via the Home Connect App, which is perfect lighting for parties.
- Cooking assistant: Use the assist tab on the Home Connect App when using the hob to help you find and select cooking methods. Send the settings directly to your hob for easier and quicker evening meals.
- Conveniently monitor your hob or hood's cooking status. Turn appliances on or off or change the cooking settings via the Home Connect App, from wherever you are.

Dishwashers

- Operate the dishwasher from wherever you are to fit around your lifestyle. Check the washing status, receive push notifications to your mobile such as when the program has finished, or if the rinse aid needs topping up. You can even start the machine remotely when you are out of the house.
- easyStart: Simply select the kind of dishes and your cleaning preference on the app and Home Connect will suggest the correct cycle for your load, making chores stress-free and straightforward.

Our world has turned into an ever-growing network of partner services, to help you turn your house into a fully connected home.

Raise your voice and reduce your efforts with Amazon Alexa and Google Assistant.

Food and ambience are equally important when it comes to pleasing your guests. But how can you be in two places at the same time – preparing dishes in the kitchen, whilst entertaining in the living room? Now, with Home Connect and the right partner, it is possible. With just one voice command, you can start the laundry program, preheat the oven, check the dishwashing progress or ask for your favourite coffee. A world of exciting possibilities awaits – just ask your voice assistant.

There are more important things to think of than dishwasher tablets.

Make life easier with Smart Reorder via the Amazon Alexa App.

Replenishing consumables is a small thing, but it can also become a big thing when you discover you have just run out of essentials like dishwasher tablets. With Smart Reorder via the Amazon Alexa App, you can experience automatic replenishment. This feature can be set up easily, so you never need to worry about dishwashing again.

Define your unique style with IFTTT.

With IFTTT (If This Then That), you can integrate your Home Connect appliances seamlessly into your life and allow them to communicate with one another, allowing you to create your own automated applets which are perfectly tailored to your needs. Design bespoke triggers, for example, connect your coffee machine to your smartwatch and your sleeping rhythm will then be recorded and directly sent to your coffee machine, which can then prepare the most appropriate morning coffee whether - a double espresso after a rough night, or a latte after a good night's rest. There are so many possibilities to be creative; the smart lamp in your living room blinks when the laundry is done, the hood emotionLight lights up when your dinner is ready... Be inspired by checking the IFTTT partner app to learn about the latest "triggers" available.

Manage your appliances while on the run with Fitbit.

Fitbit and Home Connect can help make sure a warm meal or your favourite cup of coffee is waiting for you after every training session. Thanks to the remote control capabilities of the app, you can control your oven, coffee machine, washing machine, washer dryer, tumble dryer and dishwasher, directly from your Fitbit smartwatch. You can also monitor the status of your appliances in real time from your watch, so you can check, for example, how long is left on your washing machine cycle.



Intelligently made to expand your culinary horizons.

The oven is the most important piece of cooking equipment in the kitchen. Siemens ovens allow you to cook with all your senses. Designed to impress, these technologically advanced ovens cut down your work and expand your cooking options, they open up new possibilities. Try, for example, our models that steam cook or have microwave functions. These models come in a range of shapes and sizes to fit into your individual design concept. Be it baking, roasting, grilling or even steaming, unleash your creativity with Siemens ovens and enjoy perfect results every time. So, experience the ease of healthy cooking and baking with Siemens and get more time for family and friends.



Single Ovens

The Siemens built-in ovens make cooking easier and more enjoyable. The advanced engineering and stylish designs make it an eye-catching beauty to have in your kitchen. The innovative features help to achieve the best results every day. So, experience the versatility to roast, bake, grill, and steam or use the microwave function as the possibilities are endless.

Combination Ovens

The Siemens combination ovens come with a microwave or steam function to make every day cooking simpler and effortless. Designed first and foremost to function as an oven, these models operate best in combination mode to deliver a versatile cooking experience. It is the ideal solution if you are looking for extra flexibility in the kitchen. So, go ahead and bake, defrost, reheat, grill or enjoy the benefits of steam. Also, steam cooking takes 20% lesser time while microwave cooking takes up to 50% less time, thus ensuring you have time to do the things you love.



Compact Ovens

The Siemens compact built-in oven range is the perfect choice for a modest kitchen or if you wish to save precious space. Compact only in size, these powerful ovens deliver absolute perfection in terms of precise cooking, baking, roasting, steaming and grilling. Available in 45cm and 38cm, these compact ovens provide a full array of cooking experiences. Depending on the range and model, compact ovens are available with a steam or integrated microwave, offering space-saving designs without compromising on style or utility.

"Image with representation purpose only"



CONNECTED BY
Home Connect

Everything you expect from an oven and everything you did not think of.

Siemens ovens are built to redefine the art of cooking with smart features and functions. Every intelligent and innovative technology is created with one goal in mind i.e. to simplify your day, yet make it more extraordinary. So, there are no limits to your creativity when it comes to functionalities that are so smart and intuitive, they add hours to your day.

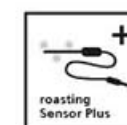
Well-prepared. Well-connected. Well-done.



cookControl Plus, the ideal kitchen helper.
Control your oven through voice control, smartphone, tablet or touch display devices to handle your dish. The cookControl Plus feature makes baking and roasting precise. So, just select your dish preferences from the options offered. Be it a cake, lasagne or roast, this feature automatically prepares the dish your way.




bakingSensor Plus to achieve the best results.
Handle all your baking preparations with the bakingSensor Plus via voice control, smartphone, tablet or touch display devices. This integrated feature measures the moisture level inside the oven so that your ciabatta bread is crunchy or banana bread is juicy for you to relish.



roastingSensor Plus is easier than ever before.
All your roasting can be carried out via voice control, smartphone, tablet or touch display devices. This integrated feature ensures perfect results. No matter if it's fish or meat, put the roastingSensor Plus feature in charge of it. There are three different measuring points to check the roasting level so that you get accurate, delicious results. Thanks to the app, you stay updated about the baking or roasting time. The best part is that it automatically switches off.

You want the perfect result? We hear you.



fullSteam to enjoy satisfying results.
Experience the goodness of steam cooking. The steam function helps to cook faster and healthier. Get the combination of steam and heat at 120°C that cooks your dish 20% faster than the standard 100°C. Cooking this way preserves the fresh colour and benefits of vitamins in vegetables. As for firm vegetables like potatoes and carrots, it becomes perfectly tender.



fullSteam Plus for healthy cooking.
Enjoy a juicy, tender meal with the steam function. It is not only a healthier way of cooking, but is also faster. The perfectly balanced combination of steam and heat at 120°C finishes your dish about 20% faster than the standard degree of 100°C does. At the same time, it also preserves the fresh colour, nutrients and vitamins of vegetables. Even potatoes and carrots become perfectly tender making fullSteam Plus one of the most convenient ways to prepare delicious healthy meals.

**>> Connect to satisfying results,
whatever is on the menu.**



"Image with representation purpose only"



Cleaning your oven is effortless.

>> *Cleans to perfection, so you can cook with confidence.*



activeClean so you don't have to scrub your oven again.

Your smart oven ensures it cleans up its act every time. So, whether you're baking, roasting or cooking, it'll be a mess-free, stress-free experience. That's because your oven bounces back to its bright self by using the Pyrolysis Technology that works like magic where the high heat turns dirt and stains into ashes.



ecoClean to rejuvenate your oven.

These ovens are not only smart but are also mindful. They come with a specially designed ceramic coating on the inside of the oven called ecoClean that absorbs waste deposits. What's more is that it also reminds you when it needs a good clean, and once the cleaning is done, oxygen is restored. It is now ready and rejuvenated for its next big meal.



humidClean Plus for quick and effective cleaning.

Cleaning your oven is simply easier, thanks to the humidClean Plus program as it vaporises soapy water. Just add a drop of detergent to 400 ml of water and pour this rinsing solution onto the centre of the completely cooled cooking compartment floor. Then set the cleaning program to humidClean Plus and watch the magic happen. When the program is finished, you can use a dish cloth or a soft brush to wipe the oven compartment.

Beauty built into

your everyday life.



softMove to open and close the door gently. For smooth operation, every time you open or close your oven door, the intelligent dampers ensure that the oven door opens and closes gently and quietly.



*>> Seamless design,
exquisite functionality,
a built-in masterpiece.*



TFT - touchDisplay Pro for comfortable navigation.

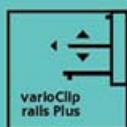
The TFT – touchDisplay Pro is twice as large in size, to provide a smooth-touch navigation. The intuitive guidance through the extensive menu helps you to get the best out of your oven.

TFT - touchDisplay Plus for optimised control.

With touchDisplay Plus you get more than just control over your oven. It offers tips and information on each program, full colour graphics and images, and also suggests the correct way to cook your dishes. The display is clear to read from any angle, plus easy to use for effortless cooking.



There's a lot more to love.



varioClip rails Plus to load and unload food easily.

The varioClip rails Plus feature offers a flexible cooking experience. The easy mounting system allows you to apply the telescopic rails at any height – whatever is perfect for your chosen dish, even on a grill level. The full-extension rail system makes it easier for you to load and unload your food safely in the oven.



coolStart to cook frozen foods.

It's time to chill because now you can cook frozen and chilled food without preheating the oven, thanks to the intelligent heating phase.



4D hotAir for optimum heat distribution.

This feature ensures your food turns out perfectly, no matter which shelf you choose to place it on. The innovative technology of the fan motor enables optimum heat distribution around the interior of the oven, as the oven is programmed to change the rotating direction of the fan every few minutes.



varioSpeed to speed up preparations.

If speedy cooking is your thing, we've got just the thing for you. You can add the integrated microwave function to a conventional cooking option and cook twice as fast without compromising on quality.



fastPreheat to get the desired temperature.

Activate all heating elements at once and cook faster. Set the desired temperature and get the desired food, as quickly as ever.

Multiple talents aligned together as one unique design.

>> Efficiency meets versatility for a culinary experience like no other.

Intelligently connected. Beautifully combined.

Experience the advantage to decide which arrangement suits you best as per function. Siemens kitchen appliances meet all your requirements in terms of design and function. Cook your dishes to perfection in your smart or compact oven. You can keep it warm in the warming drawer or simply serve it directly on preheated plates.

Down to the smallest detail.

Siemens kitchen appliances are made of premium materials, like quality glass and steel. Built to stir your senses with colour and texture options, the TFT - touchDisplay in all value classes is clean and discreet when turned off. When in use, its design is sleek and its functions are clear to understand.



Either way. Your way.

Discover the possibilities with Siemens kitchen appliances as there are no limits to your creativity when it comes to creating the look you desire and also fulfils all your requirements. Thanks to many technical solutions that Siemens has to offer, arranging your appliances is highly flexible. So, how about sipping a cup of coffee from your built-in coffee machine while waiting for the perfect meal to be ready in your oven.



Companion Appliances

A stylish range of Companion Appliances for stylish kitchens.

Give your kitchen a touch of elegance with the ultimate companion appliances. Each of these is designed to give you effortless ease while giving your kitchen a much-needed touch of style.

Bring home the iQ700 Coffee Centre and make an array of interesting beverages for yourself and your guests. Indulge in warm food anytime you like because that's exactly what our Warming Drawers promise. So even if your conversations over coffee go on for longer, you can enjoy warm, fresh food.



iQ700 Coffee Machine for any coffee, any time.

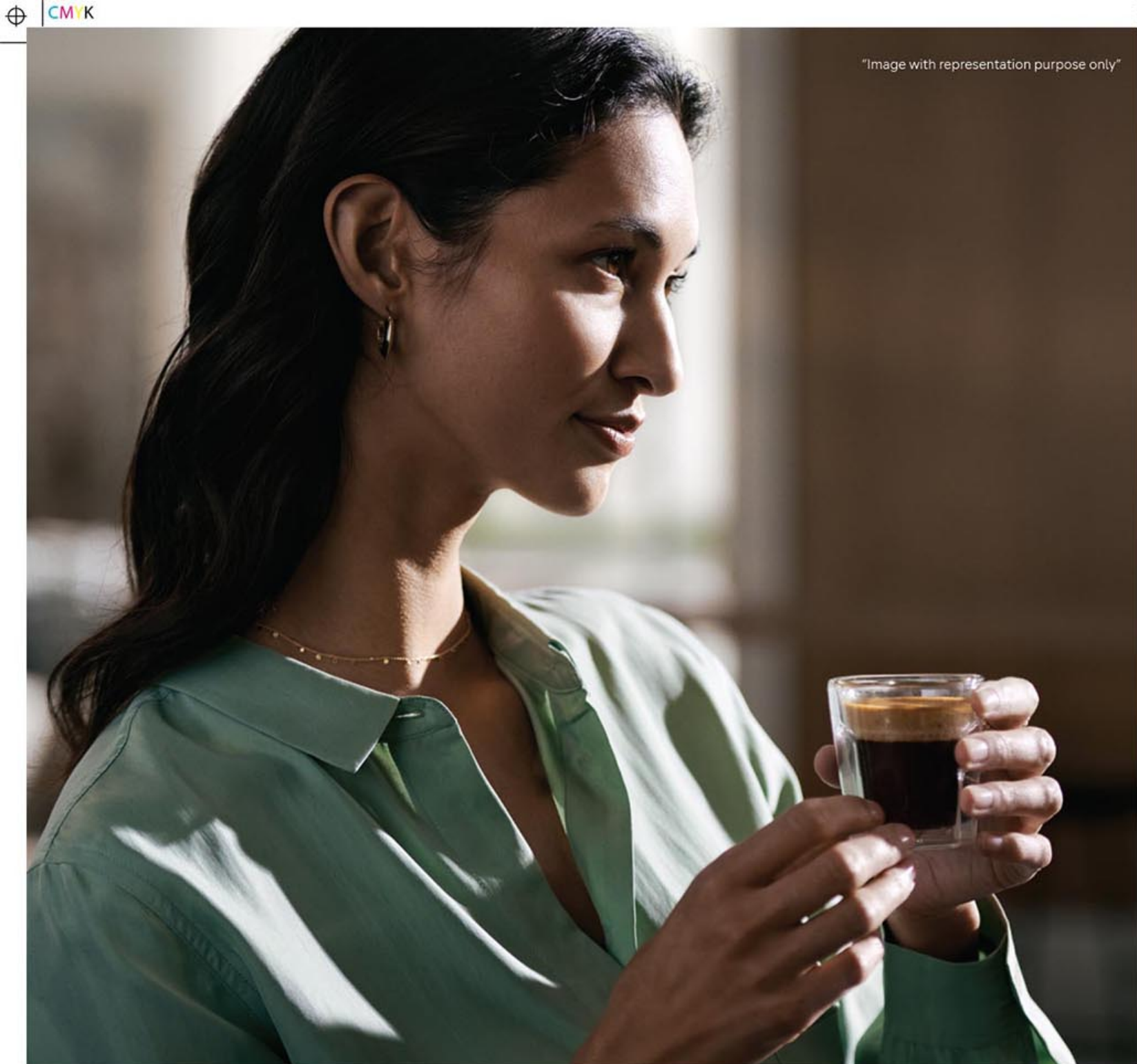
For all the coffee lovers, here's the ultimate appliance, iQ700. It comes with an interactive menu along with a central control dial and TFT full colour display. It is discreet enough to conceal milk content and bold enough to give you a wide selection of beverages. Choose from a strong and aromatic ristretto to an impeccably made, milk-froth cappuccino, at the touch of your fingertips. It's truly a barista right in your home.

Ristretto | Espresso | Espresso Macchiato | Cappuccino | Latte | Macchiato | Milk froth | Warm milk | Hot water for varieties of tea.



Warming Drawers because food tastes best hot.

Warm food is now at your service. Heat up to 12 to 40 plates of food hygienically and keep it hot for one hour. You will need to thaw items like pancakes and breads. You can easily adjust the temperature between 30°C and 80°C. The fully extendable pull-out Warming Drawer can hold up to 25 kgs and is extremely accessible.



"Image with representation purpose only"

Pure precision for the perfect coffee indulgence.

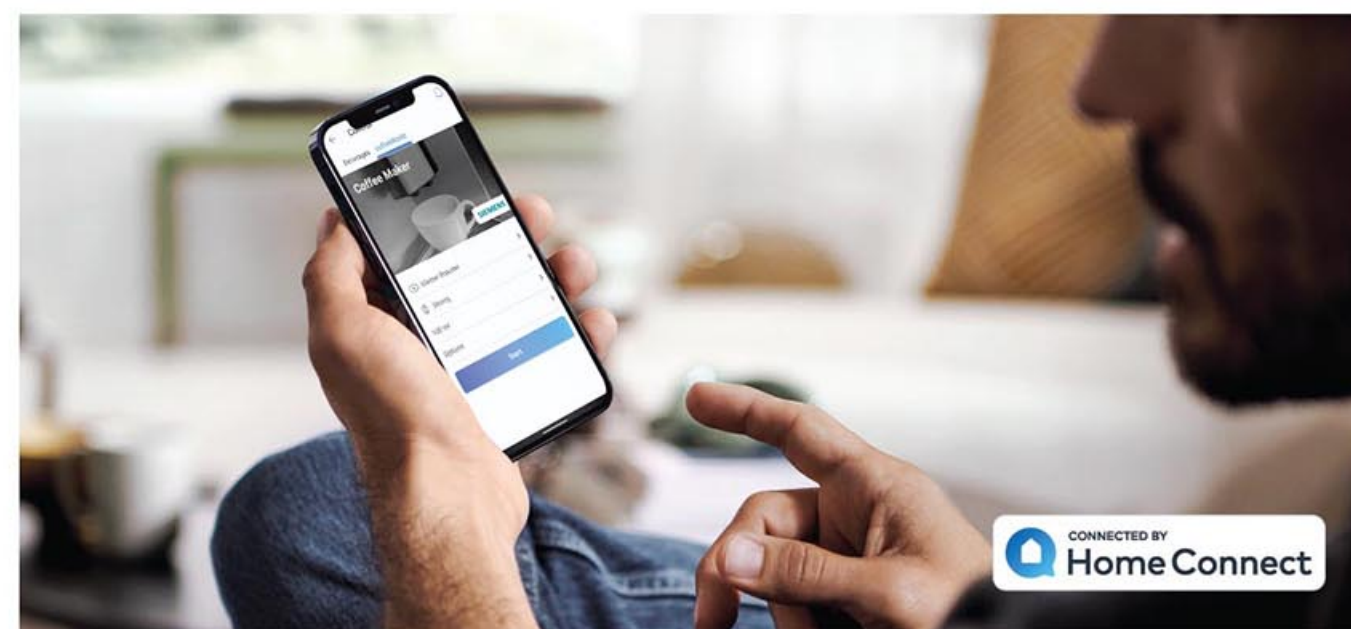
Kickstart your day with your favourite cup of hot coffee with the Siemens in-built coffee machine. The iQ700 built-in coffee centre is elegant, sleek and discreet. All milk, water and bean containers are conveniently hidden behind the coffee centre's door. It is easy to navigate, be it the water tank, the bean holder or the insulated milk jug, a hinged front panel ensures easy access. The milk tubes are cleaned with steam so your coffee machine is always safe. It's easy to install without the hassle of plumbing.



oneTouch function for instant coffee.
Whatever coffee you crave for, the oneTouch function will cater to your coffee indulgences in just one touch. It's really that simple.



sensoFlow system for perfect heating.
Espresso shots have to be heated at different levels for different coffees which this function ensures at just the touch of a button – it is as easy as that. The system prepares coffee and milk specialties automatically — just how you like them. It's the perfect technology for a thoroughly indulgent coffee experience.



The world of coffees, now at your fingertips.

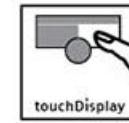
Through the Home Connect App, you can enjoy a host of features like personalising your beverage, exploring new coffee beverages, creating a coffee playlist and so on. Choose your coffee on coffeeWorld or use a voice assistant like Amazon Alexa to do it for you. With push notifications, you will be updated on everything, even when beans are running low.



The Siemens Coffee Centre is the ultimate appliance that will enhance your kitchen space.

Impeccable coffee, impeccable brewing.


Brew your perfect cuppa at the Coffee Centre.



TFT Colour touchDisplay with graphics.
Innovative and intuitive, this user interface is optimised for convenience and easy navigation with the aim of giving you complete control.



sensioFlow system is ideal for brewing maximum aroma.
The intelligent heater brews your coffee as per the bean and retains the unique aroma by regulating the optimum brewing temperature. It ensures maximum output at minimum energy use.



aromaPressure system for incomparable aroma and crema.
It compresses ground coffee using ceramic blenders for fantastic flavours. With precise pressure and convex tamper, it ensures consistent brewing temperature and maximum aroma extraction.



coffeeSensor system for perfectly brewed coffee.
Whatever the bean, the coffeeSensor system grinds and measures the powder quantity and automatically adapts the time, thus always always achieving the desired strength and aroma.



oneTouch Double cup for two perfect beverages.
Get two perfectly brewed quality milk beverages at the touch of one button. Enjoy the automatic milk frother with double spouts for both coffee and milk.

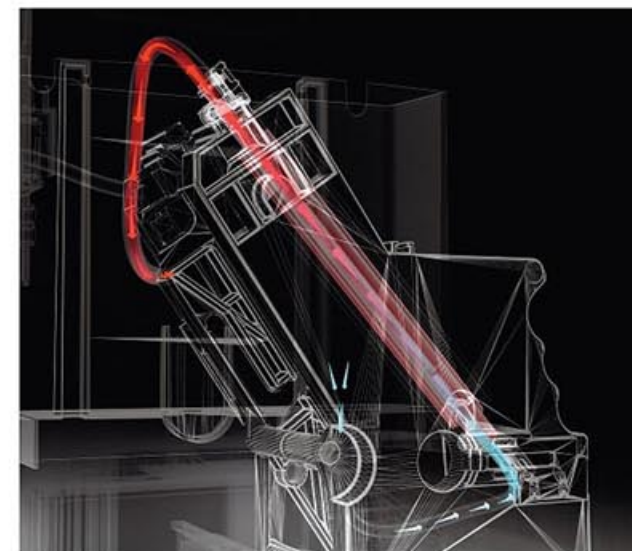


autoMilk clean for effortless cleaning.
Milk cleaning is now hassle-free. A second draft of steam cleans the milk dispenser and ensures automatic cleaning of the milk system. Clean the coffee machine once a week to ensure good hygiene.



The ultimate entertainer.

Now, let your guests choose the coffee they want, thanks to sensoFlow that guarantees maximum espresso indulgence every time. It ensures a constant brewing temperature for the best taste and aroma, and adjusts the grinding unit to maximum to every bean variety. aromaDouble Shot produces extra-strong coffee with less bitterness for those who like a strong brew.



Because coffee is a personal experience, even when shared.

You can customise your coffee as per your preference. You can make six individual cup preferences with the myCoffee function and two of the same type of coffees simultaneously with the oneTouch DoubleCup function.

Coloured touchpoints guidance for easy use.

The water tank, bran holder and insulated milk jug, have easy front access. The autoMilk Clean function steam cleans the milk tubes after every cup, whilst calc'nClean automatically combines the functions of descaling and cleaning. It will even let you know how many cups you have left before the next cleaning session is due.

Siemens warmer drawer is the ideal addition to any kitchen.



Designed to blend seamlessly with all Siemens ovens, compact ovens and coffee machines, the warming drawers are available in 140mm format, and achieve perfect alignment in any configuration. The handleless push-pull mechanisms make the drawers a delight to open and close, whilst a simple indicator light tells you at a glance whether it is in operation.



Striking elegance.

Designed to perfectly blend with the Siemens ovens, compact combination ovens, microwaves and coffee machines, you will have a choice of 14cm or 29cm in height warming drawers holding up to 12 or 40 plates respectively, with four temperature options ranging from 40°C to 80°C.

Elegance and practicality combined.

Siemens built-in appliances are designed so that a warmer drawer can be aligned below to appear integral to the unit. This is particularly useful when you have built-in, side-by-side appliances of different heights. The seamless fit of the warmer drawer provides a uniform appearance to both appliances and is pleasing to the eye. The additional warmer drawer provides valuable storage space for crockery or food in a beautiful seamless manner.

Simple cleaning.

The warmer drawer's easy-to-clean smooth and hard ceramic glass base is recessed, which allows for any spillage to be easily contained and then easily wiped off.

Easy access.

The fully extendable pull-out drawer allows easy access to the substance and can also accommodate up to 25 kgs.

Warming drawers

Perfect for warming plates, a Siemens warming drawer will keep food warm for latecomers – as well as keep plates at an optimum temperature to ensure food remains warm when plated. With adjustable temperatures of 40°C - 80°C, a four-setting iQ700 14cm or 29cm high warming drawer can be installed as a standalone appliance, or acts as the perfect accompaniment to Siemens iQ700 ovens and compacts. The iQ500 range also includes a 14cm high warming drawer featuring 3 settings, designed to coordinate with Siemens iQ500 ovens and compacts.

The perfect line-up of an oven, and compact appliance with a warming drawer is sure to bring style and elegance to any refined kitchen space.

Combination Steam Oven



HS736G3B11
60cm Combination Steam Oven

Key Highlights

- Large oven capacity: 71 litres
- 96x42mm TFT - touchDisplay plus-colour and graphics display with direct touch
- 4D hotAir
- roastingSensor
- coolStart function
- softMove door
- Oven interior LED light on top
- Energy efficiency A - 30%: 30% less energy consumption than the best energy class A

Design & Innovation Features

- Multifunction combination steam oven with 13 cooking functions: 4D hotAir, hotAir-Eco, Top/bottom heating, Top/bottom heating, Eco Circulated air grilling, Large area grill, Small area grill, Pizza setting, coolStart function, Bottom heating, Slow cook, Keep warm, Plate warming
- Additional cooking functions: Full steam, Regeneration, Fermentation and Defrost
- Full glass inner door
- Cavity inner surface: enamel
- Stainless steel oven interior
- Integral cooling fan
- Water tank capacity: 1 litre
- Tank empty indicator
- 5 shelf levels
- Automatic rapid heat function
- Sabbath function
- Oven assistant with voice control, supports Alexa, Fitbit, Google assist mini, IFTTT
- cookControl Pro

Cleaning Features

- ecoClean: coating of back panel
- humidClean Plus

Safety & Quality Features

- Residual heat indicator
- Childproof lock function
- Automatic safety switch off

Dimensions

- Appliance dimensions (HxWxD): 59.5cm x 59.5cm x 54.8cm
- Cutout dimensions (HxWxD): 58.5cm x 59.5cm x 56cm - 56.8cm x 55cm

Technical Information

- Connecting cable: 120cm
- Total connected load: 3.60 kW (16 A plug for connection)
- Heating temperature: 30°C - 250°C

Integrated Accessories

- 1 x grid
- 1 x steam container punched (size XL)
- 1 x steam container punched (size S)
- 1 x steam container unpunched (size S)
- 1 x enamel baking tray
- 1 x universal pan



Compact Combination Steam Oven



CS736G1B1
45cm Compact Combination Steam Oven

Key Highlights

- Oven capacity: 47 litres
- 96x42mm TFT - touchDisplay Plus - Smooth-touch navigation for simple and intuitive operation
- 4D hotAir
- Full steam functions
- Add steam with few cooking functions
- coolStart function
- softMove door
- Oven LED interior light on top

Design & Innovation Features

- Multifunction combination steam oven with 13 cooking functions: 4D hotAir, hotAir-Eco, Top/bottom heating, Eco Circulated air grilling, Large area grill, Small area grill, Pizza setting, coolStart function, Bottom heating, Slow cook, Keep warm, Plate warming
- Additional cooking functions: Full steam plus, Regeneration, Fermentation and Defrost
- Full glass inner door
- Cavity inner surface: enamel
- Stainless steel oven interior
- Integral cooling fan
- Water tank capacity: 1 litre
- Tank empty indicator
- softMove door
- 3 shelf levels
- Automatic rapid heat function
- Sabbath function
- cookControl Pro

Cleaning Features

- Drying function
- ecoClean function for back, ceiling and side liners
- humidClean Plus
- Descaling program

Safety & Quality Features

- Residual heat indicator
- Childproof lock function
- Automatic safety switch off
- coolDoor with triple glass: keeps the door cool at max. 40°C

Dimensions

- Appliance dimensions (HxWxD): 45.5cm x 59.5cm x 54.8cm
- Cutout dimensions (HxWxD): 45cm - 45.5cm x 56cm - 56.8cm x 55cm

Technical Information

- Connecting cable: 150cm
- Total connected load: 3.3 kW (16 A plug connection)
- Heating temperature: 30°C - 250°C

Integrated Accessories

- 1 x grid
- 1 x steam container, punched (size XL)
- 1 x steam container, punched (size S)
- 1 x steam container, unpunched (size S)
- 1 x universal pan



Single Oven



HB736G1B1
60cm Oven

Key Highlights

- Oven capacity: 71 litres
- 96x42mm TFT- colour and graphics display with direct touch function
- 4D hotAir
- Display with direct touch function
- coolStart function
- Oven LED interior light

Design & Innovation Features

- Multifunction oven with 13 heating methods: 4D hotAir, Conventional heat, hotAir grilling, Full width grill, Half width grill, Pizza setting, coolStart, Bottom heat, Gentle heating, Plate warming setting, Keep warm, hotAir gentle, Conventional heat gentle
- Full glass inner door
- Cavity inner surface: enamel
- Stainless steel oven interior
- Integral cooling fan
- softMove door
- 5 shelf levels
- Automatic rapid heat function
- cookControl Plus

Cleaning Features

- Automatic system for effortless cleaning - activeClean
- humidClean Plus

Safety & Quality Features

- Residual heat indicator
- Childproof lock function
- Automatic safety switch off

Dimensions

- Appliance dimensions (HxWxD): 59.5cm x 59.4cm x 54.8cm
- Cutout dimensions (HxWxD): 58.5cm - 59.5cm x 56cm - 56.8cm x 55cm

Technical Information

- Connecting cable: 120cm
- Total connected load: 3.6 kW (16 A plug connection)
- Heating temperature : 30°C - 300°C

Integrated Accessories

- 1 x enamel baking tray
- 1 x combination grid
- 1 x universal pan



Single Oven



HB237ABR0Z
60cm Single Oven

Key Highlights

- Large capacity oven 71 litres
- 3D hotAir
- 10 automatic programs
- Energy efficiency A

Design & Innovation Features

- Multifunction oven with 7 cooking functions: 3D hotAir, Conventional heat, hotAir grilling, Full width grill, Pizza setting, Bottom heat, hotAir gentle
- Triple glazed door with heat reflective glass
- Rotary control dials
- Grey enamel smooth oven interior
- Halogen interior light
- Electronic functions: Heating-up control, automatic start, cook control

Cleaning Features

- ecoClean function for back panel

Safety & Quality Features

- Childproof lock function
- Triple glazed door with heat reflective glass

Dimensions

- Appliance dimensions (HxWxD): 59.5cm x 59.4cm x 54.8cm
- Cutout dimensions (HxWxD): 58.5cm - 59.5cm x 56cm - 56.8cm x 55cm

Technical Information

- Connecting cable: 120cm
- Total connected load: 2.99 kW (16 A plug connection)
- Heating temperature: 50°C - 275°C

Integrated Accessories

- 1 x enamel baking tray
- 1 x combination grid
- 1 x universal pan

Optional Accessories

- HZ327000 - Baking stone



Combination Oven with Microwave



HM778GNB1I
60cm Combination Oven with Microwave

Key Highlights

- Large oven capacity: 67 litres
- 160x70mm TFT - touchDisplay Pro-colour and graphics display with direct touch
- 4D hotAir
- roastingSensor
- coolStart function
- softMove door
- Oven interior LED light on top
- Energy efficiency A - 30%: 30% less energy consumption than the best energy class A

Design & Innovation Features

- Type of oven / heating system:
- Oven with microwave with 21 heating methods: 4D hotAir, Conventional heat, hotAir grilling, Full width grill, Half width grill, Pizza setting, coolStart, Bottom heat, Intensive heat, Gentle heating, Plate warming setting, Desiccation, Keep warm, hotAir gentle, Conventional heat gentle, Microwave, 4D hotAir + Microwave, Top/bottom heat + Microwave, grill + Microwave, Half width grill + Microwave, hotAir grilling + Microwave
- Full glass inner door
- Integral cooling fan
- softMove door
- Automatic rapid heat function
- Sabbath function
- cookControl Pro

Cleaning Features

- Automatic system for effortless cleaning - activeClean
- humidClean Plus

Safety & Quality Features

- Residual heat indicator
- Childproof lock function
- Automatic safety switch off

Dimensions

- Appliance dimensions (HxWxD): 59.5cm x 59.4cm x 54.8cm
- Cutout dimensions (HxWxD): 58.5cm x 59.5cm x 56cm - 56.8cm x 55cm

Technical Information

- Connecting cable: 120cm
- Total connected load: 3.6 kW
- Heating temperature: 30°C - 300°C

Integrated Accessories

- 1 x enamel baking tray
- 1 x combination grid
- 1 x universal pan



Microwave with Grill



BE732L1B1I
38cm Microwave Oven with Grill

Key Highlights

- Microwave oven capacity: 21 litres
- 96x42mm TFT display with direct touch
- Microwave oven with grill
- cookControl: 10 automatic cooking programs
- Oven interior LED light

Design & Innovation Features

- Microwave oven with 2 cooking functions: Microwave and Grilling
- Stainless steel oven interior
- Automatic door opening
- cookControl Plus

Cleaning Features

- humidClean Plus program

Dimensions

- Appliance dimensions (HxWxD): 38.2cm x 59.4cm x 31.8cm
- Cutout dimensions (HxWxD): 36.2cm - 38.2cm x 56cm - 56.8cm x 30cm

Technical Information

- Microwave power levels: 900W, 600W, 360W, 180W, 90W
- Connecting cable: 200cm
- Total connected load: 1.99 kW (16 A plug connection)

Integrated Accessories

- 1 x glass pan
- 1 x grid



Microwave



BF722L1B1I
38cm Microwave Oven

Key Highlights

- Microwave oven capacity: 21 litres
- 96x42mm TFT display with direct touch
- cookControl: 7 automatic cooking programs
- Oven interior LED light

Design & Innovation Features

- Stainless steel oven interior
- Automatic door opening
- cookControl Plus

Cleaning Features

- humidClean Plus program

Dimensions

- Appliance dimensions (HxWxD): 38.2cm x 59.4cm x 31.8cm
- Cutout dimensions (HxWxD): 36.2cm - 38.2cm x 56cm - 56.8cm x 30cm

Technical Information

- Microwave power levels: 900W, 600W, 360W, 180W, 90W
- Connecting cable: 200cm
- Total connected load: 1.22 kW (16 A plug connection)



Microwave



BE550LMR0I
38cm Microwave Oven with Grill

Key Highlights

- Microwave oven capacity: 25 litres
- Microwave oven with 2 cooking functions: Microwave and Grilling
- Glass turntable diameter: 31.5cm
- Timer

Design & Innovation Features

- Side opening left hinged door
- Rotary control dial
- Push button door opening
- Stainless steel oven interior
- Oven interior light
- Automatic safety switch-off

Dimensions

- Appliance dimensions (HxWxD): 38.2cm x 59.4cm x 38.8cm
- Cutout dimensions (HxWxD): 38cm x 56cm x 55cm

Technical Information

- Microwave power levels: 900W, 600W, 360W, 180W, 90W
- Connecting cable: 130cm
- Total connected load: 1.45 kW (16 A plug connection)



Coffee Machine



CT718L1B0
60cm, Built-in Fully Automatic Coffee Machine, Black

Key Highlights

- TFT - touchDisplay Pro-6.8" TFT- colour display with touch and slide functionality
- Favorites: save up to 30 personalised beverages
- Height adjustable beverage outlet (up to 15cm high glasses)
- oneTouch DoubleCup – get two cups at the touch of a button
- 2.4 litre removable water tank

Design & Innovation Features

- Up to 33 beverages within appliance and Home Connect App
- aromaSelect – 3 different aroma profiles (mild-balanced-distinctive)
- aromaDouble Shot

Cleaning Features

- autoMilk Clean - automatic steam cleaning after every drink
- calc'nClean - combined descaling and cleaning program for less effort
- Removable brewing unit - for easy and hygienic cleaning
- Dishwasher-proof: beverage outlet, drip tray and drip pans
- Automatic reminder for cleaning, descaling or water filter change performance
- silentCeram Drive - high-quality grinder made of wear-resistant ceramic
- Water pump with 19 bar pressure

Safety & Quality Features

- Security: Security is of top priority at Home Connect. The Home Connect App has been tested and certified by TÜV IT. And the encrypted data transfer via Home Connect protocol protects against unauthorised access.

Dimensions

- Appliance dimensions (HxWxD): 45.5cm x 59.4cm x 38.5cm
- Cutout dimensions (HxWxD): 44.9cm x 55.8cm x 37.6cm

Included Accessories

- 1 x assembly screws
- 1 x milk container
- 1 x test strip
- 1 x connection hose for milk frother
- 1 x milk pipe
- 1 x welcome box

Optional Accessories

- TZ80002B: 3 x Descaling tablets for EQ Coffee Mach
- TZ80002A: Descaling tablets
- TZ80001B: 10 x Cleaning tablets for EQ Coffee Mach
- TZ80001A: Cleaning tablets

Warmer Drawer



BI710D1B1
29cm Built-in Warmer Drawer

Key Highlights

- Cavity volume: 52 litres
- Loading up to 25 kg
- Max. loading espresso cups: 192 PC or Max. loading plates: 40 PC

Design & Innovation Features

- Slow cooking
- Keep warm
- Preheat plates
- Preheat cups
- Home Connect
- Temperature control in 5 levels: 30°C - 80°C
- Push & Pull opening without handle

Safety & Quality Features

- Touch Control
- User-friendly electronics: extremely easy and comfortable operation
- Heating plate made of toughened glass

Dimensions

- Appliance dimensions (HxWxD): 29cm x 59.4cm x 54.8cm
- Niche dimensions (HxWxD): 29cm x 56cm - 56.8cm x 55cm

Technical Information

- Connecting cable: 150cm
- Total connected load electric: 0.82 kW
- Temperature control in 6 steps: ca. 30°C - 80°C (glass surface temperature)

Warmer Drawer



BI710C1B1
14cm Built-in Warmer Drawer

Key Highlights

- Cavity volume: 20 litres
- Loading up to 25 kg
- Max. loading espresso cups: 64 PC or Max. loading plates: 12 PC

Design & Innovation Features

- Slow cooking
- Keep warm
- Preheat plates
- Preheat cups
- Home Connect
- Temperature control in 5 levels: 30°C - 80°C
- Push & Pull opening without handle

Safety & Quality Features

- Touch Control
- User-friendly electronics: extremely easy and comfortable operation
- Heating plate made of toughened glass

Dimensions

- Appliance dimensions (HxWxD): 14cm x 59.4cm x 54.8cm
- Niche dimensions (HxWxD): 14cm x 56cm - 56.8cm x 55cm

Technical Information

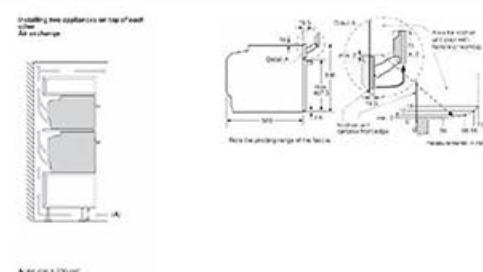
- Connecting cable: 150cm
- Total connected load electric: 0.82 kW
- Temperature control in 6 steps: ca. 30°C - 80°C (glass surface temperature)

Accessories - Coffee Centre

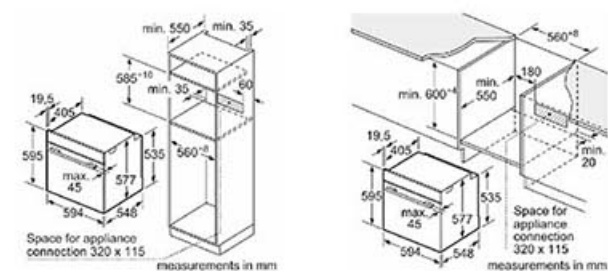
Accessory No.	Image	Name	Accessory for	Description
TZ80001		Cleaning tablets	CT636LES1	The coffee machine signals for its cleaning after few days of usage. The cleaning ensures the old coffee has been removed from the brewing unit area.
TZ80002		Descaling tablets	CT636LES1	The coffee machine would signal for its descaling when required or we can opt for the descaling process after continuous usage. This method will ensure removal of minerals from the water/milk pipe and other compartments. This method of cleaning will also ensure the taste of the espresso is revived and the ability of milk froth is recovered.

Oven and Microwave

HS736G3B11



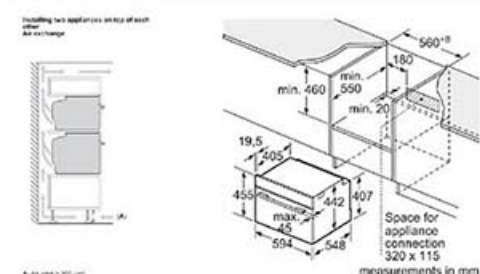
A: Air inlet 220 mm



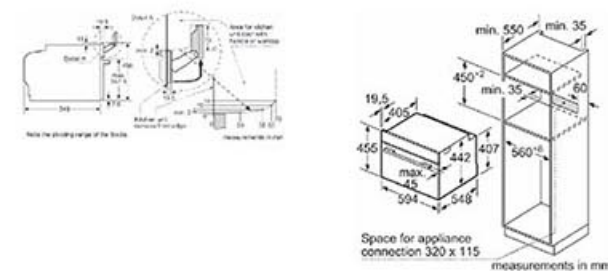
If the appliance will be installed underneath a hob, the following worktop thicknesses (including substructure if necessary) must be taken into account.

Hob type	min. worktop thickness
Induction hob	37 mm
Full surface Induction hob	47 mm
Gas hob	30 mm
Electric hob	27 mm

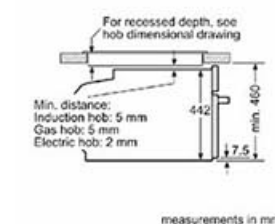
CS736G1B1



A: Air inlet 220 mm



Installation with a hob.

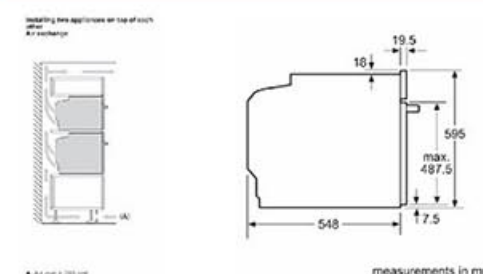


measurements in mm

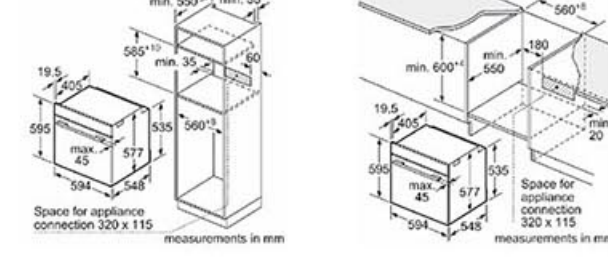
If the compact appliance will be installed underneath a hob, the following worktop thicknesses (including substructure if necessary) must be taken into account.

Hob type	min. worktop thickness
Induction hob	42 mm
Full surface Induction hob	52 mm
Gas hob	32 mm
Electric hob	32 mm

HB736G1B1



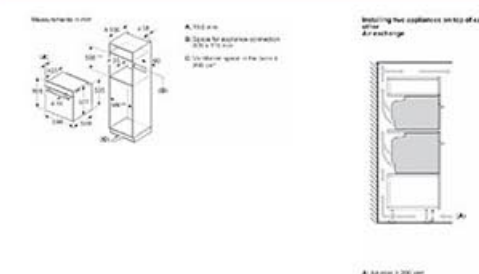
A: Air inlet 220 mm



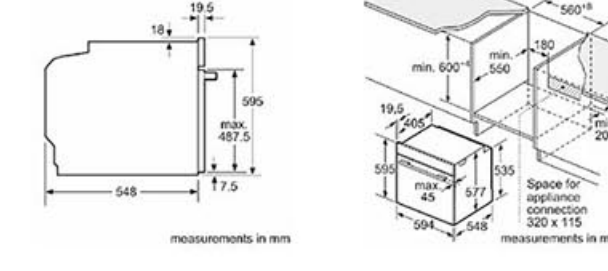
If the appliance will be installed underneath a hob, the following worktop thicknesses (including substructure if necessary) must be taken into account.

Hob type	min. worktop thickness
Induction hob	37 mm
Full surface Induction hob	47 mm
Gas hob	30 mm
Electric hob	27 mm

HM778GNB11



A: Air inlet 220 mm

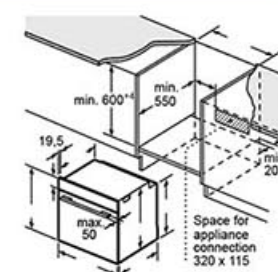
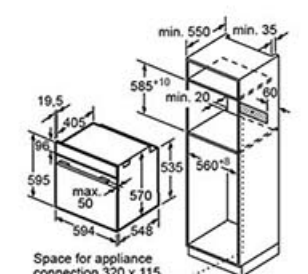
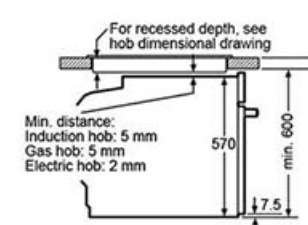


If the appliance will be installed underneath a hob, the following worktop thicknesses (including substructure if necessary) must be taken into account.

Hob type	min. worktop thickness
Induction hob	37 mm
Full surface Induction hob	47 mm
Gas hob	30 mm
Electric hob	27 mm

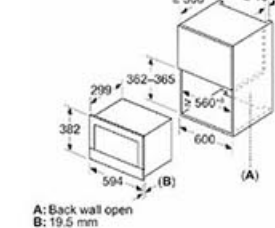
HB237ABROZ

Installation with a hob.



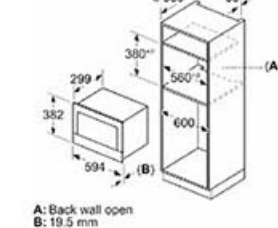
BE732L1B11

Measurements in mm



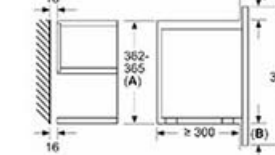
A: Back wall open
B: 19.5 mm

Measurements in mm



A: Back wall open
B: 19.5 mm

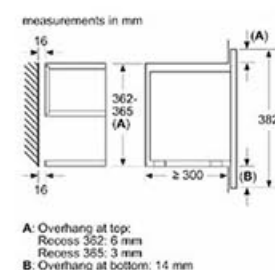
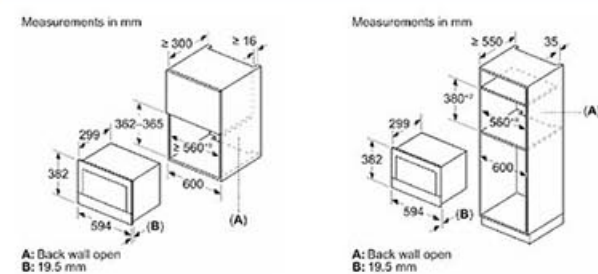
measurements in mm



A: Overhang at top:
Recess 362: 6 mm
Recess 365: 3 mm
B: Overhang at bottom: 14 mm

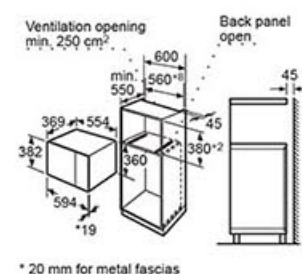
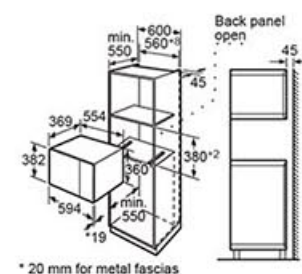
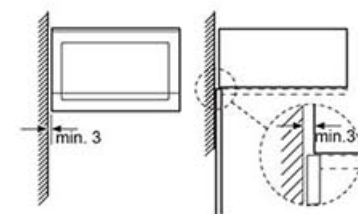
Microwave & Oven

BF722L1B1I



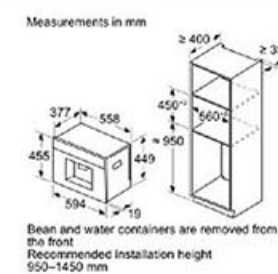
BE550LMR0I

Microwave,
corner installation

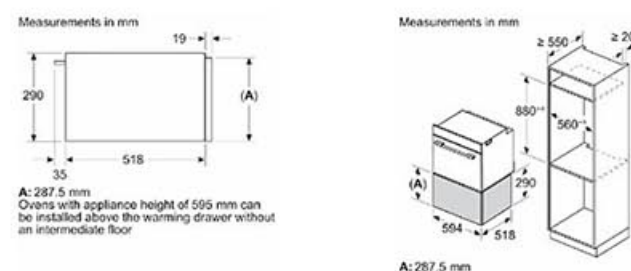


Companion Appliances

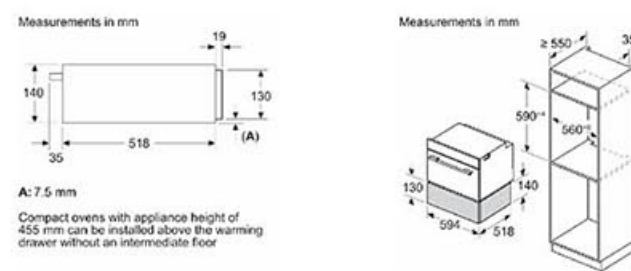
CT718L1B0



BI710D1B1



BI710C1B1



Accessories

HZ327000
Baking stone, 25 x 330 x 375mm, Anthracite



For models
• HB237ABR0Z
• HB736G1B1
• HB978GNB1B

"Image with representation purpose only"





Island Hoods

Elegance that never fails to impress.

The kitchen is the heart of a home. It is not only a place to cook, but also a place to connect and spend time entertaining friends and family. Siemens offers sleek ceiling hoods, stylish wall-mounted hoods and integrated island hoods. These impressive hoods are innovative in design, have a quiet energy efficient motor plus add a stylish finish to your kitchen.

So while you cook in more comfortable surroundings, your Siemens hood works hard to keep your kitchen space fresh and clean. It also provides ambient lighting with up to 256 colours. There are plenty of hood designs for all types of kitchens.

Island Hoods

Let your Siemens Island Hoods be the centre of attention in your kitchen. These brilliantly designed big, bold hoods are a favourite for island kitchens and large, open-plan kitchens. You can easily attach it over your island kitchen ceiling via a fan duct.



Ceiling Hoods

Turn your kitchen into a modern space with the powerful and quiet Siemens ceiling hoods. These can be installed on the ceiling or on the surface of a suspended ceiling. It looks super sleek thanks to the flat motor design and is a space-saver too.



Wall Mounted Hoods

Beautiful and effective, these stylish wall-mounted ventilation hoods are a kitchen must-have. The emotionLight Pro feature allows you to choose from 256 colours through the Home Connect App. Now, you can play with your kitchen's ambience any way you want. The more traditional pyramid hoods are classic yet contemporary.



Telescopic Hoods

Add a touch of elegance to your kitchen with the Siemens telescopic hoods, that blend seamlessly into existing wall-mounted kitchen units. These concealed hoods are ideal for a trendy and modern kitchen.




Beautifully designed to look as smart as it is.

Siemens offers a range of hoods that are a breath of fresh air for every type of kitchen. Integrated with smart technology functions and sleek design features, these advanced ventilation systems can effectively remove moisture and cooking odours in the kitchen. So, go ahead and make a statement with hoods that are powerful yet silent.



"Image with representation purpose only"

Hoods with Home Connect for simplified cooking.



Home Connect not only lets you monitor your hood but also gives you the flexibility of controlling the light, selecting a power level and choosing the fan run-on option from your smartphone or tablet. You can also use any voice control partner, Amazon Alexa, to clean the filter, set ambient lights and start extraction, out of the many options available. These features are compatible with Google Assistant. What's more is that with the cookConnect system you can connect the hood and hob together via Home Connect, and the emotionLight pro gives you the freedom of choosing from 256 light colours. Enjoy complete control, at the tip of your fingers.

iQDrive motor so the quiet works even quieter.



Packed with performance, this magnetic motor is powerful, silent and durable. It ensures fresh, clean air, no matter what you're cooking. This makes sure that the noise level is pleasantly low due to the frictionless iQdrive motor. It also ensures your hood is always cool because of the brushless mechanism that eliminates energy loss. It comes with low power consumption and long-lasting quality. Thanks to the silence, you won't miss any compliments on your culinary skills.



cookConnect for perfect control.

This feature can be set up via the Home Connect App that lets you control the different functions of the extractor hood directly from your cooktop, which means, you only have to control one appliance when cooking on your hob. Control every aspect of your cookConnect hood, be it lighting or extractor speed or turning off the appliance, directly through your cookConnect hob.

Moreover, the smart sensors in the hood detect steam and odours, and these sensors adjust and optimise the extraction rate so your kitchen is free of odours. Apart from automatic extraction, the light will brighten up your cooking space when you turn the hob on. Now, don't worry about turning off the hood when you finish as this will automatically switch itself off once the climateControl sensor detects no further changes in the air quality.



climateControl sensor to work around you.

The climateControl sensor automatically adjusts the power level of the hood depending on the level of steam and odours, keeping the kitchen fresher without having to manually adjust the power yourself. The climateControl Sensor is activated by selecting the 'auto' button. Now, you can also enjoy the benefits of Home Connect and keep track wherever you are, all this at your fingertips.



Your extractor hood, your style, your light.

Designs for those who desire perfection.

Light temperature for brightness that suits you.

With the adjustable LED lights, you can choose your desired white coloured temperature and even adjust it from cool to warm white (2,700 K - 5,000 K) via Home Connect. You can use this to align with other kitchen lighting or to bring in the right vibe.



emotionLight Pro to illuminate your mood.

Your extractor hood now adapts to your taste. Simply choose between many different background light colours – for an extractor hood that matches your preferences. The colour range is extendable via the Home Connect App, choose from 256 colours.

Using our partner, IFTTT, you can now set up applets to change the colour of your hood depending on a variety of factors. For example, if you purchased a Siemens oven with Home Connect, you could program the hood colour to change to red when the oven finishes cooking. Thus, these simple ways can create new possibilities in your household.




LED Illumination for proper lighting. Every Siemens hood comes with state-of-the-art LED lighting to ensure your beautiful hood is illuminated evenly and clearly. So, enjoy cooking numerous dishes as your kitchen is well lit up.

Controlling your hood is so simple.



touchSlider for convenience at your fingertips.

A smart design created to control your Siemens hood at your fingertips. Select the power level you desire by sliding your finger along the touchSlider.



Remote Control for complete control.

Manage or change your setting with a remote control that gives you complete control of your hood that's installed in the ceiling.



pushControl for absolute ease.

It's as simple as pushing the buttons to select your settings.



softLight with dimmer for your kitchen ambience.

Let your kitchen bask in the warm glow as you dim the lights of your hood, especially once you're done cooking.

Wall Mounted Hood



LC91KWP60I
90cm Wall Mounted Hood

Key Highlights

- Efficient BLDC motor technology: iQdrive
- Fan speed: 3 stage + 2 intensive
- LED softLight with dimmer function
- Maximum extraction power: 990 m³/h

Design & Innovation Features

- Inclined hood
- Touch control
- Automatic fan run - on function: duration 10 mins.
- Automatic Intensive revert function: duration 6 mins.
- 3 x metal grease filters, dishwasher safe
- Back pressure flap
- Saturation indicator: grease filter and charcoal filter
- Noise level: 58 dB
- Suitable for ducted or recirculated operations

Dimensions

- Exhaust air dimensions (HxWxD): 93.0cm - 120.0cm x 89.0cm x 49.9cm
- Recirculating dimensions (HxWxD): 99.0cm - 126.0cm x 89.0cm x 49.9cm

Technical Information

- Connecting cable: 130cm
- Total connected load: 266 W

Optional Accessories

- LZ11AKI16: CleanAir Plus recirculation kit
- LZ11AKB16: CleanAir Plus odour filter
- LZ10FXJ05: Long life recirculation kit
- LZ00XXP00: Long life odour filter
- LZ10AXL50: Chimney extension, 150cms
- LZ10AXK50: Chimney extension, 100cms



LC98KLV60I
90cm Wall Mounted Hood

Key Highlights

- Efficient BLDC motor technology: iQdrive
- Fan speed: 3 stage + 2 intensive
- LED softLight with dimmer function
- Maximum extraction power: 836 m³/h
- VoiceControl: control hood functions and lighting using your voice

Design & Innovation Features

- Inclined hood
- Touch control with LED Display 2 x LED lights
- Automatic fan run - on function: duration 10 mins.
- Automatic intensive revert function: duration 6 mins.
- Metal grease filter, dishwasher safe
- Noise level: 56 dB
- Suitable for ducted or recirculated operations

Dimensions

- Exhaust air dimensions (HxWxD): 92.8cm - 119.8cm x 89cm x 49.9cm
- Recirculating dimensions (HxWxD): 98.8cm - 125.8cm x 89cm x 49.9cm

Technical Information

- Connecting cable: 130cm
- Total connected load: 150 W

Optional Accessories

- LZ11AKI16: CleanAir Plus recirculation kit
- LZ11AKB16: CleanAir Plus odour filter
- LZ10FXJ05: Long life recirculation kit
- LZ00XXP00: Long life odour filter
- LZ10AXL50: Chimney extension, 150cms
- LZ10AXK50: Chimney extension, 100cms



Wall Mounted Hood



LC97FLP60I*
90cm Wall Mounted Hood

Key Highlights

- Efficient BLDC motor technology: iQdrive
- Fan speed: 3 Stage + 2 intensive
- LED softLight with dimmer function
- Maximum extraction power: 717 m³/h

Design & Innovation Features

- Flat hood
- Touch control with LED Display 2 x LED lights
- Automatic fan run - on function: duration 10 mins.
- Automatic intensive revert function: duration 6 mins.
- Metal grease filter, dishwasher safe
- Noise level: 57 dB
- Suitable for ducted or recirculated operations
- 2 x metal grease filters, dishwasher safe

Dimensions

- Exhaust air dimensions (HxWxD): 97cm - 123.9cm x 89cm x 26.3cm
- Recirculating dimensions (HxWxD): 102.9cm - 129.9cm x 89cm x 26.3cm

Technical Information

- Connecting cable: 130cm
- Total connected load: 143 W

Optional Accessories

- LZ11AFI16: CleanAir Plus recirculation kit
- LZ11AFB16: CleanAir Plus odour filter
- LZ10FXJ05: Long life recirculation kit
- LZ00XXP00: Long life odour filter
- LZ10AXL50: Chimney extension, 150cms
- LZ10AXK50: Chimney extension, 100cms



LC918UV50I
90cm Wall Mounted Hood

Key Highlights

- Efficient BLDC motor technology: iQdrive
- Fan speed: 3 stage + 2 intensive
- LED softLight with dimmer function
- Maximum extraction power: 965 m³/h
- VoiceControl: control hood functions and lighting using your voice

Design & Innovation Features

- 2 colour zone stainless steel hood
- Touch control with LED Display
- Automatic fan run-on time: duration 10 mins.
- Automatic intensive revert function: duration 6 mins.
- 3 x multi cassette metal mesh filters; dishwasher safe
- Saturation indicator: grease filter and charcoal filter
- Noise level: 64 dB
- Suitable for ducted or recirculated operations

Dimensions

- Exhaust air dimensions (HxWxD): 62.8cm - 95.4cm x 89.8cm x 50cm
- Recirculating dimensions (HxWxD): 62.8cm - 106.4cm x 89.8cm x 50cm

Technical Information

- Connecting cable: 130cm
- Total connected load: 270 W

Optional Accessories

- LZ53451: Standard odour filter
- LZ53450: Standard recirculation kit
- LZ12CB114: CleanAir standard recirculation kit
- LZ32CB114: CleanAir standard odour filter
- LZ10FXJ05: Regenerative recirculation kit
- LZ12365: Chimney extension, 150cms
- LZ12265: Chimney extension, 100cms



Disclaimer: This is a limited stock product.

Wall Mounted Hood



LC98BIT50I*
90cm Wall Mounted Hood

Key Highlights

- Efficient BLDC motor technology: iQdrive
- Fan speed: 3 stage + 2 intensive
- LED softLight with dimmer function
- Maximum extraction power: 844 m³/h

Design & Innovation Features

- 2 colour zone stainless steel hood
- Touch control with LED Display
- Automatic fan run-on time: duration 10 mins.
- Automatic intensive revert function: duration 6 mins.
- 3 X multi cassette metal mesh filters; dishwasher safe
- Air quality sensor
- Saturation indicator: grease filter and charcoal filter
- Noise level: 55 dB
- Suitable for ducted or recirculated operations

Dimensions

- Exhaust air dimensions (HxWxD): 62.8cm - 95.4cm x 89.8cm x 50cm
- Recirculating dimensions (HxWxD): 62.8cm - 106.4cm x 89.8cm x 50cm

Technical Information

- Connecting cable: 130cm
- Total connected load: 165 W

Optional Accessories

- LZ53451: Standard odour filter
- LZ53450: Standard recirculation kit
- LZ12CB114: CleanAir standard recirculation kit
- LZ32CBB14: CleanAir standard recirculation odour filter
- LZ10FXJ05: Long life recirculation kit
- LZ00XXP00: Long life odour filter
- LZ12365: Chimney extension, 150cms



LC97BIP50I
90cm Wall Mounted Hood

Key Highlights

- Efficient BLDC motor technology: iQdrive
- Fan speed: 3 stage + 2 intensive
- LED softLight with dimmer function
- Maximum extraction power: 702 m³/h

Design & Innovation Features

- 2 colour zone stainless steel hood
- Touch control with LED Display
- Automatic fan run-on time: duration 10 mins.
- Automatic intensive revert function: duration 6 mins.
- 3 x multi cassette metal mesh filters; dishwasher safe
- Saturation indicator: grease filter and charcoal filter
- Noise level: 55 dB
- Suitable for ducted or recirculated operations

Dimensions

- Exhaust air dimensions (HxWxD): 62.8cm - 95.4cm x 89.8cm x 50cm
- Recirculating dimensions (HxWxD): 62.8cm - 106.4cm x 89.8cm x 50cm

Technical Information

- Connecting cable: 130cm
- Total connected load: 145 W

Optional Accessories

- LZ53451: Standard odour filter
- LZ53450: Standard recirculation kit
- LZ12CB114: CleanAir standard recirculation kit
- LZ32CBB14: CleanAir standard odour filter
- LZ00XXP00: Long life odour filter
- LZ12365: Chimney extension, 150cms
- LZ12265: Chimney extension, 100cms

Disclaimer: This is a limited stock product.



Wall Mounted Hood



LC97BCP50I
90cm Wall Mounted Hood

Key Highlights

- Efficient BLDC motor technology: iQdrive
- Fan speed: 3 stage + 2 intensive
- LED softLight with dimmer function
- Maximum extraction power: 719 m³/h

Design & Innovation Features

- Box design wall mounted hood
- Touch control with LED Display
- Automatic fan run-on time: duration 10 mins.
- Automatic intensive revert function: duration 6 mins.
- 3 x aluminium mesh filters; dishwasher safe
- Saturation indicator: grease filter and charcoal filter
- Noise level: 55 dB
- Suitable for ducted or recirculated operations

Dimensions

- Exhaust air dimensions (HxWxD): 62.8cm - 95.4cm x 89.8cm x 50cm
- Recirculating dimensions (HxWxD): 62.8cm - 106.4cm x 89.8cm x 50cm

Technical Information

- Connecting cable: 130cm
- Total connected load: 145 W

Optional Accessories

- LZ53451: Standard odour filter
- LZ53450: Standard recirculation kit
- LZ12CB114: CleanAir standard recirculation kit
- LZ32CBB14: CleanAir standard recirculation odour filter
- LZ00XXP00: Long life odour filter
- LZ10FXJ05: Long life recirculation kit
- LZ12365: Chimney extension, 150cms
- LZ12265: Chimney extension, 100cms



LC67BCP50I
60cm Wall Mounted Hood

Key Highlights

- Efficient BLDC motor technology: iQdrive
- Fan speed: 3 stage + 2 intensive
- LED softLight with dimmer function
- Maximum extraction power: 674 m³/h

Design & Innovation Features

- Touch control with LED Display
- Automatic fan run-on time: duration 10 mins.
- Automatic intensive revert function: duration 6 mins.
- 2 x aluminium mesh filters; dishwasher safe
- Saturation indicator: grease filter and charcoal filter
- Noise level: 60 dB
- Suitable for ducted or recirculated operations

Dimensions

- Exhaust air dimensions (HxWxD): 62.8cm - 95.4cm x 59.8cm x 50cm
- Recirculating dimensions (HxWxD): 62.8cm - 106.4cm x 59.8cm x 50cm

Technical Information

- Connecting cable: 130cm
- Total connected load: 143 W

Optional Accessories

- LZ53251: Standard odour filter
- LZ53250: Standard recirculation kit
- LZ12CB114: CleanAir standard recirculation kit
- LZ31CX814: CleanAir standard recirculation odour filter
- LZ00XXP00: Long life odour filter
- LZ10FXJ05: Regenerative recirculation kit
- LZ12350: Chimney extension, 150cms



Island Hood



LF918UV50I
90cm Island Hood

Key Highlights

- Efficient BLDC motor technology: iQdrive
- Fan speed: 3 stage + 2 intensive
- LED softLight with dimmer function
- Maximum extraction power: 981 m³/h

Design & Innovation Features

- 2 colour zone stainless steel hood
- Touch control with LED Display
- Automatic fan run-on time: duration 10 mins.
- Automatic intensive revert function: duration 6 mins.
- 3 x multi cassette metal mesh filters; dishwasher safe
- Air quality sensor
- Saturation indicator: grease filter and charcoal filter
- Noise level: 50 dB
- Suitable for ducted or recirculated operations

Dimensions

- Exhaust air dimensions (HxWxD): 74.4cm x 92.4cm x 89.8cm x 60cm
- Recirculating dimensions (HxWxD): 74.4cm x 104.4cm x 89.8cm x 60cm

Technical Information

- Connecting cable: 130cm
- Total connected load: 266 W

Optional Accessories

- LZ53451: Standard odour filter
- LZ53850: Standard recirculation kit
- LZ22CB114: CleanAir standard recirculation kit
- LZ32CB114: CleanAir standard odour filter
- LZ12385: Chimney extension, 160cms
- LZ12285: Chimney extension, 110cms



LF98BIP50I
90cm Island Hood

Key Highlights

- Efficient BLDC motor technology: iQdrive
- Fan speed: 3 stage + 2 intensive
- LED softLight with dimmer function
- Maximum extraction power: 867 m³/h

Design & Innovation Features

- 2 colour zone slim box design
- Touch control with LED Display
- Automatic fan run-on function: duration 10 mins.
- Automatic intensive revert function: duration 6 mins.
- 3 x multi cassette metal mesh filters; dishwasher safe
- Saturation indicator: grease filter and charcoal filter
- Noise level: 54 dB
- Suitable for ducted or recirculated operations

Dimensions

- Exhaust air dimensions (HxWxD): 74.4cm x 92.4cm x 89.8cm x 60cm
- Recirculating dimensions (HxWxD): 74.4cm x 104.4cm x 89.8cm x 60cm

Technical Information

- Connecting cable: 130cm
- Total connected load: 166 W

Optional Accessories

- LZ53451: Standard odour filter
- LZ53850: Standard recirculation kit
- LZ22CB114: CleanAir standard recirculation kit
- LZ32CB114: CleanAir standard odour filter
- LZ12385: Chimney extension, 160cms
- LZ12285: Chimney extension, 110cms



Telescopic Hood



LI97SA531I
90cm Telescopic Hood

Key Highlights

- Efficient BLDC motor technology: iQdrive
- Fan speed: 3 stage + intensive
- LED softLight with dimmer function
- Maximum extraction power: 729 m³/h

Design & Innovation Features

- Telescopic hood
- Soft touch button control with LED display
- Automatic fan run-on function: duration 10 mins.
- Automatic intensive revert function: duration 6 mins.
- 3 x aluminium mesh filters; dishwasher safe
- Saturation indicator: grease filter and charcoal filter
- Soft close drawer
- Noise level: 53 dB
- Suitable for ducted or recirculated operations

Dimensions

- Exhaust / Recirculating dimensions (HxWxD): 42.6cm x 89.8cm x 29cm

Technical Information

- Connecting cable: 175cm
- Total connected load: 146 W

Integrated Accessories

- Stainless steel handle strip

Optional Accessories

- LZ49601: Lowering frame
- LZ49561: Handle strip, Black
- LZ49200: Installation accessory
- LZ45650: Standard recirculation kit
- LZ12IT114: CleanAir standard recirculation kit
- LZ12ITB14 CleanAir standard odour filter
- LZ11ITD11: Long life recirculation kit
- LZ10ITP00: Long life odour filter



LI64MA531I
60cm Telescopic Hood

Key Highlights

- Efficient BLDC motor technology: iQdrive
- Fan speed: 3 stage + intensive
- LED softLight with dimmer function
- Maximum extraction power: 420 m³/h

Design & Innovation Features

- Telescopic hood
- Soft touch button control with display
- 2 x LED lights
- Automatic fan run-on function: duration 10 mins.
- Automatic intensive revert function: duration 6 mins.
- 2 x aluminium mesh filters; dishwasher safe
- Back pressure flap
- Noise level: 49 dB
- Suitable for ducted or recirculated operations

Dimensions

- Exhaust air dimensions (HxWxD): 20.3cm x 59.8cm x 29cm

Technical Information

- Connecting cable: 175cm
- Total connected load: 74 W

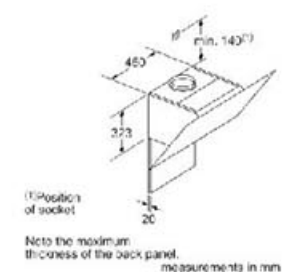
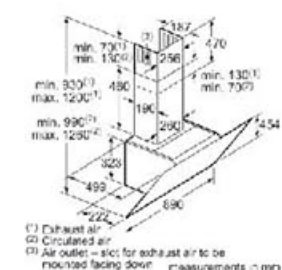
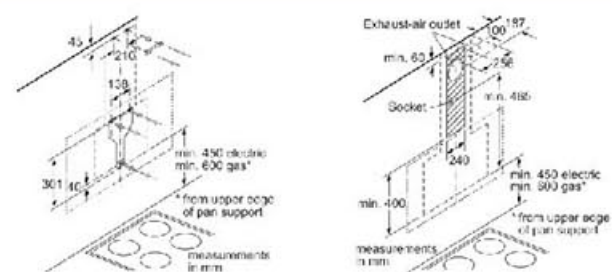
Optional Accessories

- LZ45510: Standard odour filter
- LZ45450: Standard recirculation kit
- LZ11IT114: CleanAir standard recirculation kit
- LZ11ITB14: CleanAir standard odour filter

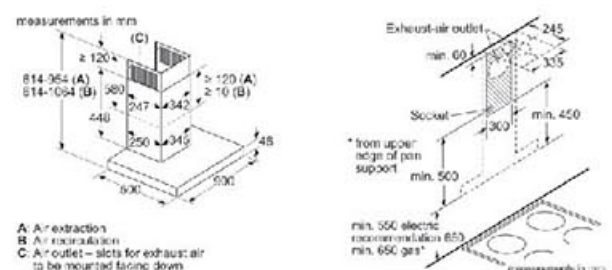


Hoods

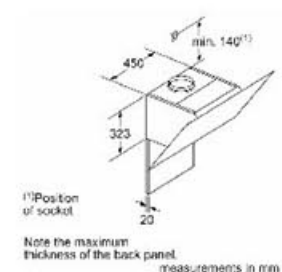
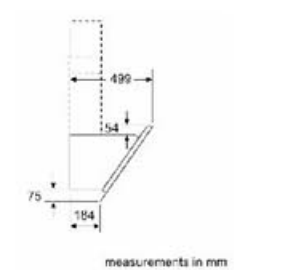
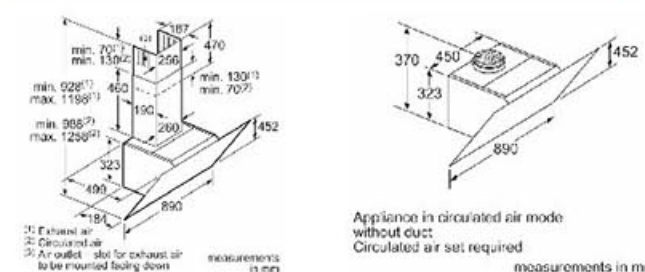
LC91KWP60I



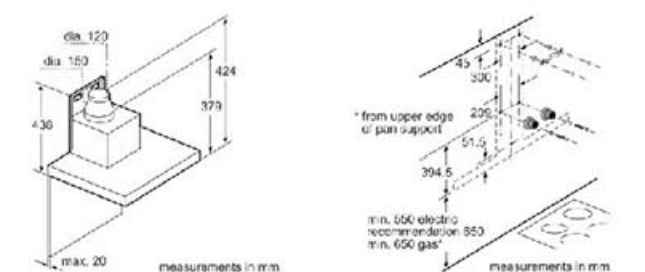
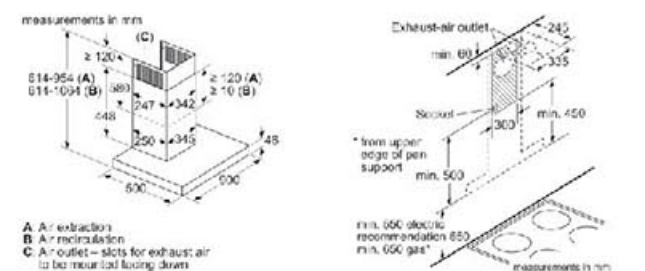
LC91BUV50I



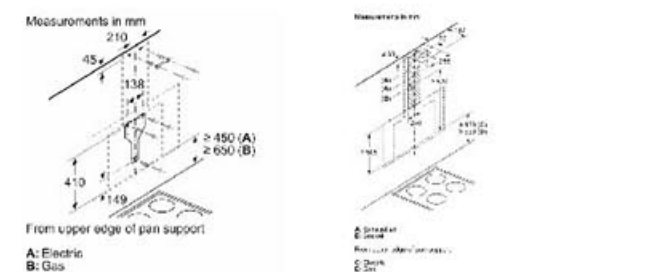
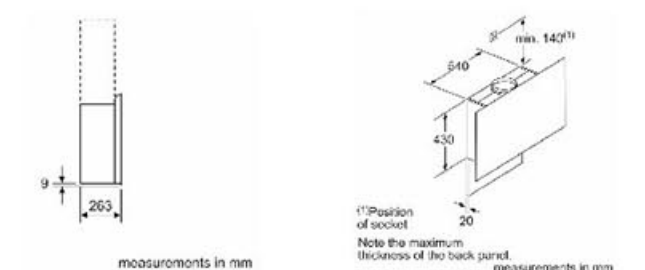
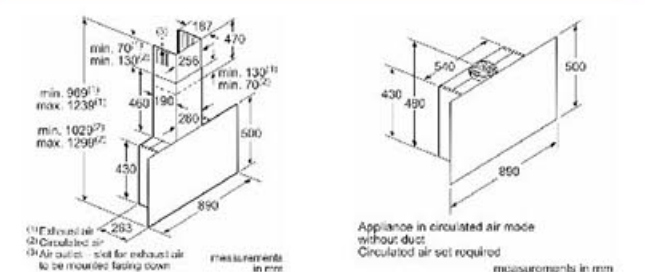
LC98KLV60I



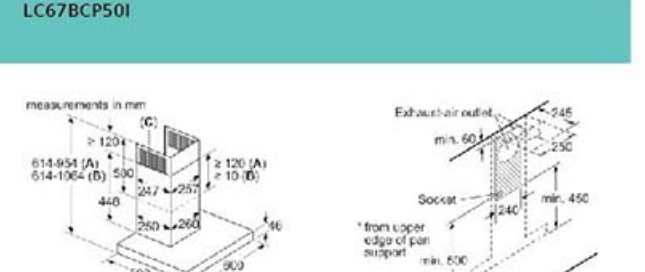
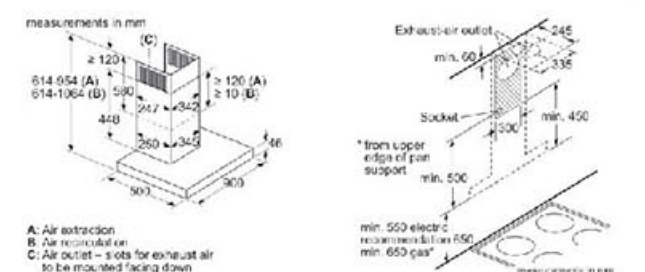
LC98BIT50I / LC97BCP50I



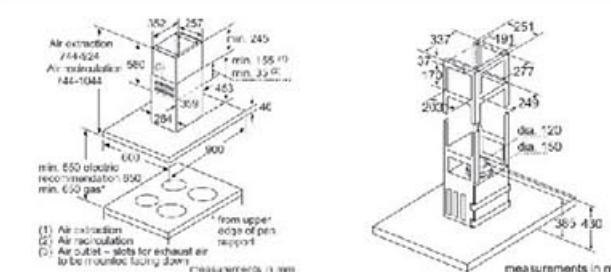
LC97FLP60I



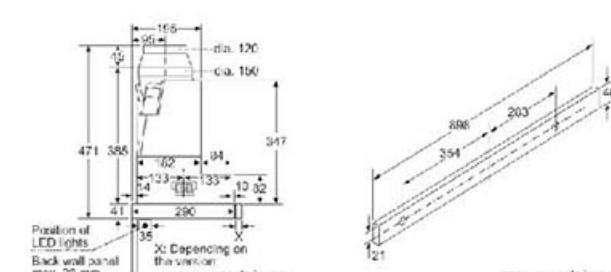
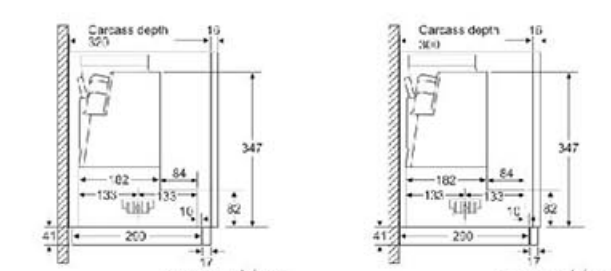
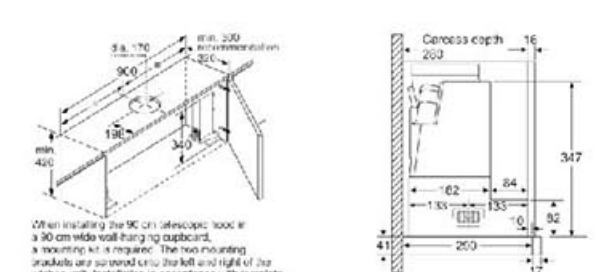
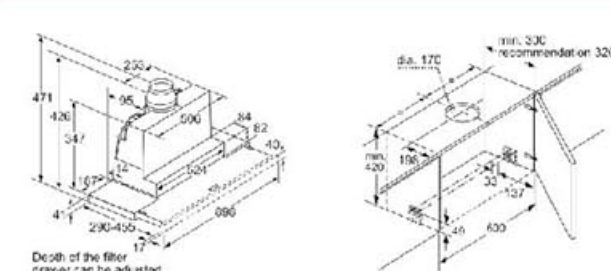
LC97BIP50I



LF91BUV50I / LF98BIP50I

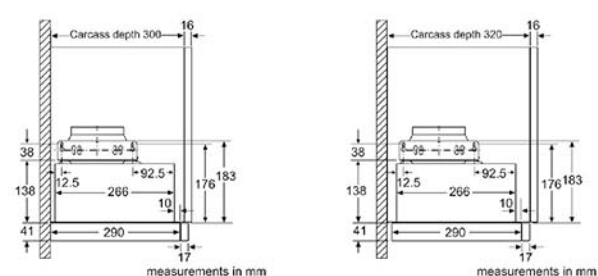
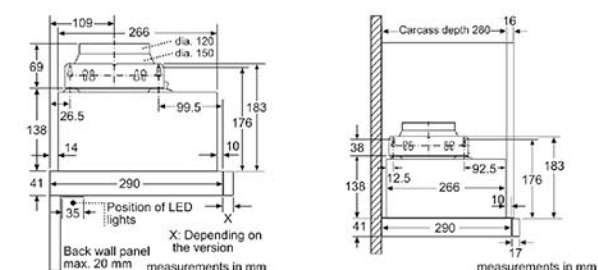


LI97SA531I



Accessories

LZ11CBI14
Standard recirculation kit



For models
• LC67BCP50I

LZ31CXB14
Standard odour filter



For models
• LC67BCP50I


LZ12CBI14
Standard recirculation kit



For models

- LC97BIP50I
- LC98BIT50I
- LC91BUV50I
- LC97BCP50I
- LF91BUV50I
- LF98BIP50I


LZ32CBB14
Standard odour filter



For models

- LC97BIP50I
- LC98BIT50I
- LC91BUV50I
- LC97BCP50I
- LF91BUV50I
- LF98BIP50I


LZ11CXI16
Clean Air Plus recirculation kit



For models

- LC67BCP50I
- LC97BIP50I
- LC98BIT50I
- LC91BUV50I
- LC97FVW69I
- LF98BIP50I

LZ31XXB16
Clean Air Plus odour filter



For models

- LC67BCP50I
- LC97BIP50I
- LC98BIT50I
- LC91BUV50I
- LC97BCP50I
- LF91BUV50I
- LF98BIP50I
- LC91KWP60I
- LC91KWW61I
- LC98KL60I
- LC97FLP60I
- LC97FVW69I


LZ10FXJ05
Long Life recirculation kit



For models

- LC67BCP50I
- LC97BIP50I
- LC98BIT50I
- LC91BUV50I
- LC97BCP50I

LZ00XP00
Long Life odour filter



For models

- LC67BCP50I
- LC97BIP50I
- LC98BIT50I
- LC91BUV50I
- LC97BCP50I
- LF91BUV50I
- LF98BIP50I
- LC91KWP60I
- LC91KWW61I
- LC98KLV60I
- LC97FLP60I
- LC97FVW69I

LZ11AKI16
Clean Air Plus recirculation kit




For models

- LC91KWP60I
- LC91KWW61I
- LC98KLV60I

Accessories

LZ11AKB16
Clean Air Plus odour filter



For models

- LC91KWP60I
- LC91KWW61I
- LC98KLV60I

LZ10AXK50
Chimney extension, 1000mm



For models

- LC91KWP60I
- LC91KWW61I
- LC98KLV60I
- LC97FLP60I
- LC97FVW69I

LZ12510
Extension for mounting kit 1100mm



For models

- LF91BUV50I
- LF98BIP50I

LZ12385
Chimney extension, 1600mm



For models

- LF91BUV50I
- LF98BIP50I

LZ10AKS00
Long Life recirculation kit



For models

- LC91KWP60I
- LC91KWW61I
- LC98KLV60I

LZ12365
Chimney extension, 1500mm



For models

- LC97BIP50I
- LC98BIT50I
- LC91BUV50I
- LC97BCP50I

LZ12285
Chimney extension, 1100mm



For models

- LF91BUV50I
- LF98BIP50I

LZ12IT114
Standard recirculation kit



For models

- LI97SA531I

LZ10AXL50
Chimney extension, 1500mm



For models

- LC91KWP60I
- LC91KWW61I
- LC98KLV60I
- LC97FLP60I
- LC97FVW69I

LZ12265
Chimney extension, 1000mm



For models

- LC97BIP50I
- LC98BIT50I
- LC91BUV50I
- LC97BCP50I

LZ12530
Extension for mounting kit 1600mm



For models

- LF91BUV50I
- LF98BIP50I

LZ12ITB14
Standard odour filter



For models

- LI97SA531I


Accessories

LZ11ITD11
Long Life recirculation kit




For models
• LI97SA5311

LZ21JXB16
Clean Air Plus odour filter



For models
• LR18HLT65

LZ20JXP00
Long Life odour filter



For models
• LR18HLT65



"Image with representation purpose only"



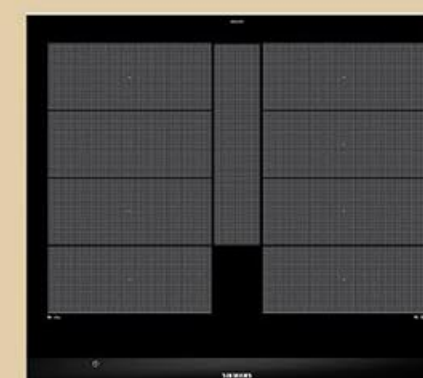
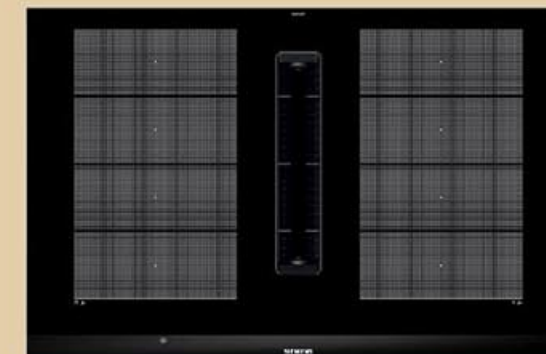
Fast, flexible and undeniably impressive.

Experience the flexibility to cook your way with Siemens hobs. Designed for fast and efficient cooking, the Siemens hob range combines stunning designs with innovative technology. Equipped with multiple features and functions for maximum freedom, Siemens hobs are a delight in any kitchen. With hob options such as distinctive black glass, cooking sensors and Wi-Fi, there are induction, venting hobs and gas hobs to choose from.

These advanced hobs ensure your cooking experience is as enjoyable as possible, with time-saving features that help you to quickly and effortlessly prepare dishes. Offering a wide range of styles and sizes to suit your needs and kitchen design, you can rest assured that Siemens has the right one for you. So, come create a design statement in your kitchen that works in harmony with other Siemens Home Appliances.

inductionAir Plus Venting Hobs

Designed to respond to the way you cook, the Siemens inductionAir Plus system combines cutting-edge induction technology, such as combi zones and powerMove Plus, with sleek integrated ventilation. It gives you the freedom to design your kitchen along with the benefit of hassle-free cleaning. Your cooking zones can automatically adapt to the size of your pots and pans. The integrated ventilation system provides a higher extraction at a lower noise level for maximum comfort.

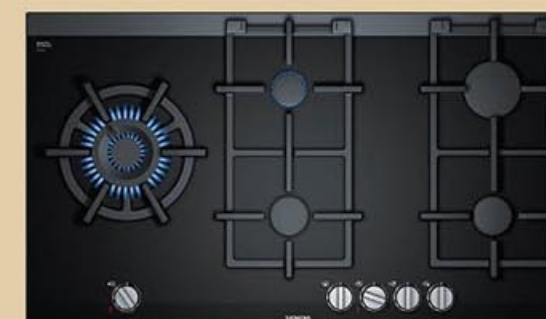


flexInduction Hobs

Siemens flexInduction hobs are a must-have, especially for diverse cooking. Offering the advantage of tailoring your cooking area to your needs, it enables you to use a small area as a traditional induction hob with four or five separate zones. You can also choose to link zones together to form one zone for larger cooking pans.

Gas Hobs

Siemens gas hobs are a perfect blend of tradition and innovation. Equipped with modern functions, these gas hobs provide precision flame control to enjoy cooking just like a master chef. The low profile, single piece burners on the glass add to the sleek appearance.



Domino Hobs


Siemens domino hobs offer maximum flexibility to design your cooking station. Available in three types i.e. gas, induction and Teppan Yaki, these units can stand-alone as well as fit together. The 30cm and 40cm wide dominos can be combined as you wish. Easy to clean, these domino hobs fit any kitchen and are the perfect choice to create a sleek cooking area.





A kitchen to suit your cooking needs.

Design your own bespoke cooking area with Siemens domino hobs. You can choose from three types, namely gas, induction and Teppan Yaki. These units can stand-alone as well as fit together.




Gas Domino

A 30cm gas hob with a single wok burner is perfect as an additional big burner. It is available in 2 burners, one with the wok burner and the other, a normal burner. The fastest in its class, the Siemens brass wok burner reaches a maximum of 22MJ/h (6 kW/h). It also has the dual-function control dial, that lets you use both flames independently or together. The connecting feature is the sleek appearance of the faceted glass surface at the front of each unit. It is easy to clean and the elegant stainless steel side profiles provide a beautifully finished frame.

Induction Domino

A 30cm induction hob, lets you create your own cooking space and gives you the flexibility to cook as per your needs. You can now customise the way you want to cook, without having to worry about space. Enjoy cooking at leisure in your kitchen that gives you the space to experiment with food.



Teppan Yaki

Authentic Japanese dishes can now be made in your home. Create a host of delicious food and savour the warm flavours enhanced by the 40cm gas hob. This high-quality steel surface lets you prepare authentic, healthy Japanese cuisine. The touchSlider and the ceramic glass cover can be used when the hob is not in use.

Experience the ease of cooking.

When technology meets design, it is an evolution like no other. With the Siemens inductionAir Plus, you can take your cooking to an all-new level with sleek, integrated ventilation. A favourite when it comes to open plan and compact kitchens, it gives the kitchen space a free flowing look.



"Image with representation purpose only"



inductionAir Plus hob to style your kitchen, your way.

Enjoy the freedom of bringing your dream kitchen to life. It comes with the added benefit of hassle-free cleaning, thanks to the innovative design where the grease filters fit into an entirely detachable liquid tray unit that protects against spillages and over-boiled liquids.

How does it work?

All parts of the inductionAir Plus hob are neatly arranged in a liquid tray unit. These can be accessed from the top of the hob. Each part is dishwasher-proof, including the black glass air inlet grid, the 2-in-1 grease filter and the liquid tray. Each part is also separate to save space in your dishwasher.

Dual lightSlider that's intuitive and discreet.

Select and join the cooking zones on the induction hobs, via the neatly arranged interface that illuminates the moment the hob is turned on. With the Dual lightSlider you can adjust the power levels of the cooking zones by simply sliding your finger along the lit scale and select the desired power level directly. When the hob is switched off, the controls are completely invisible for a sleek finish to your kitchen.

Enjoy protection from spills while cooking.

The black glass air inlet grid is the first layer of protection that limits liquid flow into the ventilation module. In the second layer, the liquid tray traps up to 200ml from daily cooking, and an additional up to 700ml of additional liquid can be held in the liquid safety tank accessed from beneath the appliance, and safe-guarding it from damage. Now you can cook with ease and peace.





Completely automatic ventilation with Home Connect.

Enabled with Wi-Fi, this can be operated through the Home Connect App and can be combined with other Siemens products like ovens, hoods and cooling appliances. You can turn your house in a completely connected home by using different service partners too.

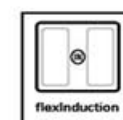
You can change the cooking speed or turn on your hob by simply using Amazon Alexa, or access lighting and music systems with IFTTT. You can keep a check on your hob wherever you are, thanks to our remote monitoring system. Monitor your appliance settings, check the on-off status, active cooking zones, implement child lock and get the cooking time status. Our Home Connect Hobs offer convenience and peace of mind too. What's more is that you can explore an array of recipes too. Cooking has never been easier!



cookConnect for perfect control.

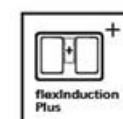
This feature can be set up via the Home Connect App that lets you control the different functions of the extractor hood directly from your cooktop. Thus it means, you only have to control one appliance while cooking on your hob. Control every aspect of your cookConnect hood, be it lighting or extractor speed or turning off the appliance, directly through your cookConnect hob.

Functional yet innovative cooking solutions.



flexInduction to adapt to your wishes.

The flexInduction feature helps you create separate zones or link zones for larger cooking pans. It also includes boost settings and automatic pan recognition so that heat is only generated when necessary.



flexInduction Plus for automatic pan recognition.

The flexInduction Plus enables the cooking zones on your hob to automatically adapt to the size of your pots and pans. This way if one cooking zone is not sufficient, additional inductors are automatically added so that heat is evenly distributed at all times even for large pans.



fryingSensor Plus for easy frying.

Cook your food just right by automatically maintaining the ideal temperature. Whatever you're cooking, choose your program, wait for the signal, add oil and watch the fryingSensor Plus perform its magic. Enjoy a frying experience like never before.



Power boost for more power.

Get a 50% power increase with the Power boost function. Save up to 35% of the time it takes to heat up pots or cook large quantities depending on the chosen dish.



panBoost for quick heating

Heat your cookware faster than when it is on setting 9. This function will automatically shut off after 30 seconds and reverts back to power level 9.



Combi-Zone for flexible cooking.

This allows you to connect two induction zones together, suitable for larger pots and pans.

iQDrive motor so the quiet works even quieter.

Packed with performance, this magnetic motor is powerful, silent and durable. It ensures fresh, clean air, no matter what you're cooking. This makes sure that the noise level is pleasantly low due to the frictionless iQdrive motor. It also ensures your hob is always cool because of the brushless mechanism that eliminates energy loss. It comes with low power consumption and long-lasting quality. Thanks to the silence, you won't miss any compliments on your culinary skills.



ClimateControl sensor to keep everything under control.

The ClimateControl sensor integrated in the extraction duct helps you to keep your cooking environment pleasant. This feature can measure the vapour and odour load and automatically adjust the ventilation level. So while you switch to pleasure mode with your guests after cooking, the sensor switches to follow-up mode, in order to maintain a good atmosphere while eating.



Flexible Installation Solutions

Setting up your kitchen with Siemens is an easy task. The Siemens inductionAir system offers the option of either ducted or recirculating ventilation, depending on which extraction kit has been chosen. The ducted extraction kit discharges odours directly outside while the recirculation kit nullifies cooking odours before recirculating the air back into the kitchen. Both kits save space for under bench drawers and cupboards.

Ducted Recirculation System

Basic accessories come mandatory with the ducted extraction system i.e. 4 high performance low noise acoustic filters and a sealing gasket that's attached on a male flat duct to ensure air tightness.

*>> Organise your kitchen,
one drawer at a time.*

Partly Ducted Recirculation System

The fully and partly ducted extraction systems come with mandatory basic accessories. It includes – 4 high-performance cleanAir odour filters for complex modules such as fish, a diffuser that's directly connected to air outlet elements with adhesive tape and a sealing gasket to be attached to the male flat duct for air tightness. These elements enable flexible and customised duct planning.

Unducted Recirculation System

Get mandatory plug and play accessories with the unducted recirculation system. It consists of 4 high-performance cleanAir odour filters for odour reduction, a telescopic slider element with integrated sealing and self-gluing fixation frame to easily connect the air outlet on the appliance with the cut-out on the furniture back panel.



Typical Bench



Extra Deep Bench



Island Bench



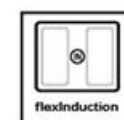
Discover the powerful responsiveness of Siemens induction hobs.

You can operate this via the Home Connect App, along with other Siemens products for a fully connected home. You can keep a check on your appliances and avail of a number of options and explore a world of recipes too.

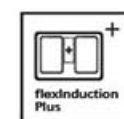


cookConnect for perfect control.
This feature can be set up via the Home Connect App that lets you control the different functions of the extractor hood directly from your cooktop. This means, you only have to control one appliance when cooking on your hob. Control every aspect of your cookConnect hood, be it lighting or extractor speed or turning off the appliance, directly through your cookConnect hob.

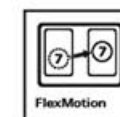

Functional yet innovative cooking solutions.



flexInduction for flexible cooking zones to cook your way.
You can tailor your cooking area according to your needs with this feature with for utmost flexibility and easily create four to five separate zones. For example, to boil rice you can choose to link zones together to form one zone for large cooking pans.



flexInduction Plus for even heat distribution.
Operate your hob via the Home Connect App. The flexInduction Plus feature allows you to create cooking zones which automatically adapt to the size of your pots and pans. When one cooking zone is not sufficient, there are additional inductors that are automatically added to ensure heat is evenly applied at all times especially for larger pans.



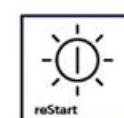
FlexMotion for temperature control.
The FlexMotion feature remembers all your temperature settings that you selected while cooking. So, if you move a pan to another cooking zone, the original temperature is taken over by the new cooking zone automatically.



fryingSensor Plus ensures perfection.
The integrated fryingSensor Plus makes frying extremely easy. It automatically maintains the ideal temperature for frying. All you have to do is select the program as per the type of food, wait for the signal to add oil in the pan and then add the food you wish to prepare. The fryingSensor Plus takes total control to ensure precision while frying by keeping the oil in the pan at the selected temperature level.



quickStart for fast cooking.
The moment you turn on the flexInduction hob, the quickStart function automatically identifies and selects the cooking area on which you have placed the pot. All you have to do is adjust the temperature setting, and you're ready to start cooking.



reStart to power up your hob.
In case of spilled liquid on the user interface, your flexInduction hob can automatically turn itself off. Thus, the reStart function lets you return to your selected settings simply by tapping on the power button within four seconds of the hob switching off.





Spectacular hobs
that fit your lifestyle.



dual lightSlider that's sleek and elegant.

The dual lightSlider allows you to select and join the cooking zones of the iQ700 induction hobs via one neatly arranged interface. It illuminates when the hob is turned on. The power levels of the cooking zones can be easily adjusted by sliding your finger along the lit scale or select the desired power level directly with precise control. When the hob is switched off, the controls are completely invisible for a sleek finish to your kitchen. Also, there are no protruding parts and cleaning your hob is made even easier.



>> *Master the art of cooking
in just one touch.*



touchSlider for smooth access.

The ergonomic touchSlider is on level with the appliance and allows you to slide your finger across the power scale to the desired setting. With control advances in half-levels from 1 to 9, you can also touch the desired setting directly to adjust the cooking zone temperature.



touchControl to enhance cooking.

Thanks to the advanced touchControl technology, your Siemens hob can be operated by simply touching the surface. This means the controls are seamlessly integrated into the surface and make cleaning even easier.

High performance plus high speed.

Simply beautiful yet beautifully simple.



stepFlame technology to make cooking easier and precise.
stepFlame technology is a ground-breaking innovation in gas hobs. It offers 9 power levels to give you the control of an electric hob, with gas. Thus, you never have to lean over to check the flame size or second guess if it is at the right heat level. No matter the level selected, the hob provides the exact heat and the flame size.

Power level display for easy monitoring.

A few select gas hobs feature an LED display which clearly shows the power level you have selected at a glance. For added safety, the LED display also shows whether there is any residual heat from the hob indicated by a capital 'H' for hot and a lower case 'h' for warm.



Cast iron support for sturdy grip.

The Siemens cast iron pan supports are designed to withstand even the heaviest of pots and pans. It provides a sleek finish to each hob and can be removed for easy cleaning. The iQ700 models have a dishwasher safe pan support to keep it clean.

Brass wok burner for high speed cooking.

The Siemens brass wok burners can deliver 6 kW of power depending on the gas hob model, to meet the demands of high speed cooking. They can be turned down to just 0.3 kW which is perfect for simmering. The 6 kW (22MJ/h) brass wok burners offer dual control - the inner and outer flame rings can be adjusted independently via a single control for ultimate flexibility.

Brass burners for Indian cooking.

Some of the Siemens gas hobs feature all brass burners moulded out of pure brass. It offers proper heat retention and helps to cook food faster and evenly. It is perfect for Indian cooking, so go ahead and prepare a variety of dishes like a master chef.

Venting Cooktop



EX875LX67E
• 80cm Induction Hob with Integrated Ventilation System

Key Highlights

- 2 Flex zones with powerMove function
- Black glass
- dual lightSlider touchControl
- Climate Control Sensor
- quickStart and reStart function
- Stainless steel grease filters

Design & Innovation Features

- powerMove Plus
- Home Connect
- FlexMotion
- fryingSensor Plus
- PowerBoost function
- Timer with switch-off function

Safety & Quality Features

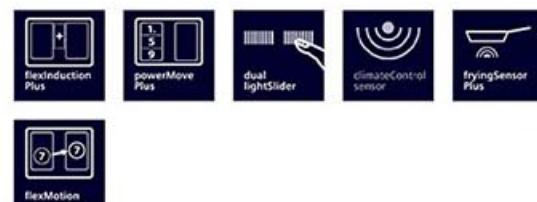
- Child safety lock

Dimensions


- Appliance dimensions (HxWxD): 223cm x 812cm x 520cm
- Required niche size for installation (HxWxD): 223cm x 750cm x 490cm

Technical Information

- Total connected load electric: 7400 W
- Integrated ventilation downdraft system
- Induction cooktop with fully integrated high-performance downdraft extractor
- Suitable for ducted or recirculated extraction configuration
- Aesthetically integrated fully flush air intake design with floating, heat-resistant glass ceramics element for free movement and placement of cookware



FlexInduction Hob



EX675LYC5I
• 60cm flexInduction Hob

Key Highlights

- flexInduction zones for extended cooking surface for multiple pots and pans of any size with dual lightSlider touchControl
- 2 flexInduction zones with flexInduction Plus feature
- powerMove Plus with 3 steps
- fryingSensor Plus with 5 temperature settings
- FlexMotion

Design & Innovation Features

- 17 power levels
- flexInduction vector zone on left: 3.3 kW
- flexInduction vector zone on right: 3.3 kW
- Keep warm function
- quickStart function
- reStart function
- Energy consumption display
- Cooking timer for all cooking zones
- powerBoost function for all cooking zones

Safety & Quality Features

- Two stage residual heat indicator for each zone
- Wipe protection function
- Automatic pan recognition sensor
- Childproof lock function
- Automatic safety switch off

Dimensions

- Appliance dimensions (HxWxD): 5.1cm x 60.2cm x 52cm
- Cut out dimensions (HxWxD): 5.1cm x 56cm x 49cm - 50cm

Technical Information

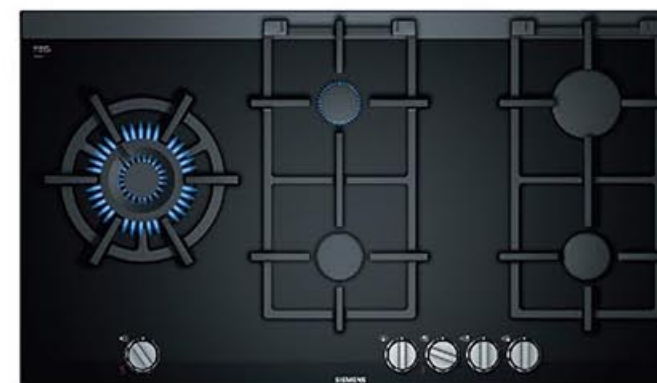
- Connecting cable: 110cm
- Total connected load: 7.4 kW

Optional Accessories

- HZ394301: Connecting strip



Gas Hob



ER9A6SD70I
• 90cm, Gas Hob with integrated controls, Black Ceramic Glass Gas Hob

Key Highlights

- stepFlame technology: precise heat control with nine different flame steps
- Sword control knobs
- One handed ignition via control knobs
- 5 gas burners
- Dual wok burner, 6 kW wok burner at left
- Special flat burner design
- High-quality materials and workmanship - continuous cast iron pan supports

Design & Innovation Features

- The 7-segment display informs about the chosen power level
- The dual wok burner with dualFlame system and 6 kW of power is ideal for a wide variety of foods, even in large quantities
- 1 rapid, 2 standard, 1 economy, 1 dual wok burner
- Dishwasher proof pan supports are extremely easy to remove and clean in the dishwasher

Safety & Quality Features

- Flame failure safety device
- Heat residual indicator

Dimensions

- Appliance dimensions (HxWxD): 4.5cm x 91.2cm x 52cm
- Cut out dimensions (HxWxD): 4.5cm x 85cm - 85.2cm x 49cm - 50.2 cm

Technical Information


- Connecting cable: 150cm
- Total connected gas load: 13.7 kW
- Right rear: Rapid burner 2.8 kW
- Left: Wok burner 6 kW
- Centre rear: Economy burner 1.1 kW
- Centre front: Standard burner 1.9 kW
- Right front: Standard burner 1.9 kW
- Liquid gas nozzles (28-30/37mbar) included

Integrated Accessories

- 1 x Wok attachment ring

Optional Accessories

- HZ298114: Small pot support
- HZ298105: Simmer plate
- Brass wok burner



EC9A5SB90I*
• 90cm, Gas Hob with integrated controls, Stainless steel Gas Hob

Key Highlights

- stepFlame technology: precise heat control with nine different flame steps
- Sword control knobs
- One handed ignition via control knobs
- 5 gas burners
- Dual wok burner, 5 kW wok burner at left
- High-quality materials and workmanship - continuous cast iron pan supports

Design & Innovation Features

- The dual wok burner with dualFlame system and 5 kW of power is ideal for a wide variety of foods, even in large quantities
- 1 rapid, 2 standard, 1 economy, 1 dual wok burner
- High-quality materials and workmanship - continuous cast iron pan supports
- Comfortable usage due to high-quality sword knobs
- A Siemens hob with a uniquely beautiful stainless steel surface design

Safety & Quality Features

- Flame failure safety device

Dimensions

- Appliance dimensions (HxWxD): 4.5cm x 91.5cm x 52cm
- Cut out dimensions (HxWxD): 4.5cm x 85cm - 85.2cm x 49cm - 50.2cm

Technical Information

- Connecting cable: 150cm
- Total connected gas load: 12.5 kW
- Right rear: Rapid burner 3 kW
- Left: Wok burner 5 kW
- Centre rear: Standard burner 1.75 kW
- Centre front: Economy burner 1 kW
- Right front: Standard burner 1.75 kW
- Liquid gas nozzles (28-30/37mbar) included

Optional Accessories

- HZ298105: Simmer plate
- HZ241110: Small pot support
- HZ233540: Wok ring
- HZ211310: Simmer cap

Disclaimer: This is a limited stock product.



Gas Hob



EP9A6QB90I
• 90cm, Gas Hob with integrated controls, Black Hard Glass Gas Hob

Key Highlights

- stepFlame technology: precise heat control with nine different flame steps
- Black tempered glass
- Siemens top sheet design for a flush or slightly raised built-in solution
- Sword control knobs
- One handed ignition via control knobs
- 5 gas burners
- 4 kW wok burner at center
- High-quality materials and workmanship - individual cast iron pan supports

Design & Innovation Features

- This wok burner with 4.0 kW of power is ideal for a wide variety of foods, even in large quantities
- Extremely heat-resistant and easy to clean – the modern glass tempered surface
- 1 rapid, 2 standard, 1 economy, 1 wok burner
- Easy to clean tempered glass surface

Safety & Quality Features

- Flame failure safety device

Dimensions


- Appliance dimensions (HxWxD): 4.5cm x 91.5cm x 52cm
- Cut out dimensions (HxWxD): 4.5cm x 85cm - 85.2cm x 49cm - 50.2cm

Technical Information

- Connecting cable: 150cm
- Total connected gas load: 11.5 kW
- Left rear: Standard burner 1.75 kW
- Right rear: Rapid burner 3 kW
- Centre: Wok burner 4 kW
- Left front: Economy burner 1 kW
- Right front: Standard burner 1.75 kW
- Liquid gas nozzles (28-30/37mbar) included

Optional Accessories

- HZ298114: Small pot support
- HZ298105: Simmer plate



EC9A5RB90I
• 90cm, Gas Hob with integrated controls, Stainless steel Gas Hob

Key Highlights

- stepFlame technology: precise heat control with nine different flame steps
- Sword control knobs
- One handed ignition via control knobs
- 5 gas burners
- Dual wok burner, 5 kW wok burner at center
- High-quality materials and workmanship - continuous cast iron pan supports

Design & Innovation Features

- The dual wok burner with dualFlame system and 5 kW of power is ideal for a wide variety of foods, even in large quantities
- A Siemens hob with a uniquely beautiful stainless steel surface design
- 1 rapid, 2 standard, 1 economy, 1 wok burner

Safety & Quality Features

- Flame failure safety device

Dimensions

- Appliance dimensions (HxWxD): 4.5cm x 91.5cm x 52cm
- Cut out dimensions (HxWxD): 4.5cm x 85cm - 85.2cm x 49cm - 50.2cm

Technical Information

- Connecting cable: 150cm
- Total connected gas load: 12.5 kW
- Left rear: Standard burner 1.75 kW
- Right rear: Rapid burner 3 kW
- Centre: Wok burner 5 kW
- Left front: Economy burner 1 kW
- Right front: Standard burner 1.75 kW
- Liquid gas nozzles (28-30/37mbar) included

Optional Accessories

- HZ298107: Wok ring
- HZ298105: Simmer plate



Gas Hob



EP9B6VG20I
• 90cm, Gas Hob, Black Tempered Glass

Key Highlights

- 5 brass burners
- 2 wok burners, 1 medium burner and 2 small burner
- Black tempered glass
- Sword control knobs
- Cast iron pan supports
- Knob ignition
- Flame failure safety device

Design & Innovation Features

- Two wok burners with 4.0 kW of power is ideal for a wide variety of foods, even in large quantities
- Extremely heat-resistant and easy to clean – the modern glass tempered surface
- 2 rapid, 1 standard, 2 economy

Safety & Quality Features

- Flame failure safety device

Dimensions

- Required niche size for installation (HxWxD): 4.9cm x 85cm x 49cm - 50.2cm
- Appliance dimensions (HxWxD): 5.6cm x 91.5cm x 49cm - 50.2cm

Technical Information

- Total connected load gas: 13.7 kW
- Length of mains cable: 150cm
- Left and right wok burner: 4kW
- Left and right rear: Economy burner 1.7kW
- Centre - standard burner: 2.3 kW



EP9B6FG20I
• 90cm, Gas Hob, Black Tempered Glass

Key Highlights

- 4 brass burners
- 2 wok burners, 1 medium burner and 1 small burner
- Black glass
- Sword control knobs
- Cast iron pan supports
- Knob ignition

Design & Innovation Features

- Two wok burners with 4.0 kW of power is ideal for a wide variety of foods, even in large quantities
- Extremely heat-resistant and easy to clean – the modern glass tempered surface
- 2 rapid, 1 standard, 1 economy

Safety & Quality Features

- Flame failure safety device

Dimensions

- Appliance dimensions (HxWxD): 5.6cm x 91.5cm x 52cm
- Required niche size for installation (HxWxD): 4.5cm x 85cm x 49cm - 50.2cm

Technical Information

- Total connected load gas: 12 kW
- Length of mains cable: 150cm
- Front right and left wok burner: 4 kW
- Rear left: Standard burner 2.3 kW
- Rear right: Economy burner 1.7 kW



Gas Hob



EP7B6IG20I
• 75cm, Gas Hob, Black Tempered Glass

Key Highlights

- 4 brass burners
- 2 wok burners, 1 medium burner and 1 small burner
- Black glass
- Sword control knobs
- Cast iron pan supports
- Knob ignition

Design & Innovation Features

- Two wok burners with 4.0 kW of power is ideal for a wide variety of foods, even in large quantities
- Extremely heat-resistant and easy to clean – the modern glass tempered surface
- 2 rapid, 1 standard, 1 economy

Safety & Quality Features


- Flame failure safety device

Dimensions

- Appliance dimensions (HxWxD): 5.6cm x 75.2cm x 52cm
- Required niche size for installation (HxWxD): 4.5cm x 56cm - 56.2cm x 48cm - 49.2cm

Technical Information

- Total connected load gas: 12 kW
- Length of mains cable: 150cm
- Right and left wok burner: 4 kW
- Rear: Standard burner 2.3 kW
- Front: Economy burner 1.7 kW



EP6A6HB20I
• 60cm, Gas Hob with integrated controls, Black Tempered Glass Gas Hob

Key Highlights

- stepFlame technology: precise heat control with nine different flame steps
- Black tempered glass
- Siemens top sheet design for a flush or slightly raised built-in solution
- Sword control knobs
- One handed ignition via control knobs
- 4 gas burners
- 3.5 kW wok burner at right rear
- High-quality materials and workmanship - individual cast iron pan supports

Design & Innovation Features

- This wok burner with 3.5 kW of power is ideal for a wide variety of foods, even in large quantities
- Extremely heat-resistant and easy to clean – the modern hard glass surface
- 1 rapid, 1 standard, 1 economy, 1 wok burner

Safety & Quality Features

- Flame failure safety device

Dimensions

- Appliance dimensions (HxWxD): 4.5cm x 59cm x 52cm
- Cut out dimensions (HxWxD): 4.5cm x 56cm - 56.2cm x 48cm - 49.2cm

Technical Information

- Connecting cable: 100cm
- Total connected gas load: 8 kW
- Left rear: Standard burner 1.75 kW
- Right rear: Wok burner 3.5 kW
- Left front: Standard burner 1.75 kW
- Right front: Economy burner 1 kW
- Liquid gas nozzles (28-30/37mbar) included

Optional Accessories

- HZ298114: Small pot support
- HZ298108: Wok ring
- HZ298105: Simmer plate



Gas Hob



EC6A5HB90I
• 60cm, Gas Hob with integrated controls, Stainless steel Gas Hob

Key Highlights

- stepFlame technology: precise heat control with nine different flame steps
- Sword control knobs
- One handed ignition via control knobs
- 4 gas burners
- 3.5 kW wok burner at right rear
- High-quality materials and workmanship - continuous cast iron pan supports
- Stainless steel top sheet

Design & Innovation Features

- This wok burner with 3.5 kW of power is ideal for a wide variety of foods, even in large quantities
- A Siemens hob with a uniquely beautiful stainless steel surface design
- 1 rapid, 1 standard, 1 economy, 1 wok burner

Safety & Quality Features

- Flame failure safety device

Dimensions

- Appliance dimensions (HxWxD): 4.5cm x 58.2 x 52cm
- Cut out dimensions (HxWxD): 4.5cm x 56cm - 56.2cm x 48cm - 49.2cm

Technical Information

- Connecting cable: 100cm
- Total connected gas load: 8 kW
- Left rear: Standard burner 1.75kW
- Right rear: Wok burner 3.5 kW
- Left front: Standard burner 1.75 kW
- Right front: Economy burner 1 kW
- Liquid gas nozzles (28-30/37mbar) included

Integrated Accessories

- 1 x Wok attachment ring

Optional Accessories

- HZ298105: Simmer plate



ER9MD331NX*
• 90 cm, Gas Hob, Black Tempered Glass

Key Highlights

- 3 brass burners
- 2 wok burners, 1 standard burner
- Black glass
- Sword control knobs
- Enamelled pan supports
- Knob ignition

Design & Innovation Features

- 3 power level
- Extremely heat-resistant and easy to clean – the modern glass tempered surface

Safety & Quality Features

- Flame failure safety device

Dimensions

- Appliance dimensions (HxWxD): 15cm x 92cm x 51cm
- Required niche size for installation (HxWxD): 8cm x 88cm x 45.5cm

Technical Information

- Total connected load gas: 11.8 kW
- Length of mains cable: 120cm
- Right and left wok burner: 4.9 kW
- Centre: Standard burner 2 kW

Disclaimer: This is a limited stock product.



Teppan Yaki



ET475FYB1E
• 40cm Teppan Yaki

Key Highlights

- Stainless steel cooking zone with touchSlider
- 2 cooking zones (half or full)
- reStart function

Design & Innovation Features

- 17 power levels
- Black ceramic cover for covering while not being used
- Thermostat setting: 160° - 240°C
- Keep warm function (at 70°C)
- Cooking timer setting up to 99 mins.

Safety & Quality Features

- Two stage residual heat indicator
- Heat up indicator
- Automatic safety switch off
- Childproof lock function

Dimensions

- Appliance dimensions (HxWxD): 9cm x 39.2cm x 52cm
- Cut out dimensions (HxWxD): 9cm x 36cm x 49cm - 50cm

Technical Information

- Two stage residual heat indicator
- Heat up indicator
- Automatic safety switch off
- Childproof lock function

Optional Accessories

- HZ394301: Connecting strip

FlexInduction Domino



EX375FXB51
• 30cm flexInduction hob

Key Highlights

- flexInduction zone for extended cooking surface for multiple pots and pans of any size with touchSlider function
- powerMove Plus with 3 steps

Design & Innovation Features

- 17 power levels
- Front facette design with stainless steel frame
- Cooking zone power: 3.3 kW
- quickStart function
- reStart function
- Energy consumption display
- Cooking timer with switch-off function for all zones
- PowerBoost function for all cooking zones
- Timer

Safety & Quality Features

- Two stage residual heat indicator for each zone
- Automatic pan recognition
- Automatic safety switch off
- Childproof lock function

Dimensions

- Appliance dimensions (HxWxD): 5.1cm x 30.2cm x 52cm
- Cut out dimensions (HxWxD): 5.1cm x 27cm x 49cm - 50cm

Technical Information

- Connecting cable: 110cm
- Total connected load: 3.7 kW

Optional Accessories

- HZ394301: Connecting strip

Gas Domino



ER3A6AD70I
• 30cm, Gas Hob with integrated controls, Black Ceramic Glass

Key Highlights

- stepFlame technology: precise heat control with nine different flame steps
- Brass burner
- The 7-segment display informs about the chosen power level
- Sword control knobs
- Ceramic top sheet
- Special flat burner design
- Dual wok burner, Centre: Wok burner 6 kW
- Can be combined with domino ceramic hobs
- High-quality materials and workmanship – continuous cast iron pan supports

Design & Innovation Features

- The single wok burner with flame failure safety device and 6 kW of power is ideal for a wide variety of foods, even in large quantities
- Dishwasher proof pan supports are extremely easy to remove and clean in the dishwasher

Safety & Quality Features

- Flame failure safety device
- Residual heat indicator

Dimensions

- Appliance dimensions (HxWxD): 4.5cm x 30.2cm x 52cm
- Cut out dimensions (HxWxD): 4.5cm x 27cm x 49cm - 50cm

Technical Information

- Connecting cable: 100cm
- Total connected gas load: 6 kW
- Centre: Wok burner 6 kW
- Liquid gas nozzles (28-30/37mbar) included

Integrated Accessories

- 1 x Wok attachment ring

Optional Accessories

- HZ394301: Connecting strip
- HZ298113: Small pot support
- HZ298105: Simmer plate
- Brass wok burner



ER3A6BD70I
• 30cm, Gas Hob with integrated controls, Black Ceramic Glass

Key Highlights

- stepFlame technology: precise heat control with nine different flame steps
- The 7-segment display informs about the chosen power level
- Sword control knobs
- Ceramic top sheet
- Special flat burner design
- Can be combined with domino ceramic hobs
- High-quality materials and workmanship – continuous cast iron pan supports

Design & Innovation Features

- Dishwasher proof pan supports are extremely easy to remove and clean in the dishwasher
- 1 rapid, 1 standard burner

Safety & Quality Features

- Flame failure safety device
- Residual heat indicator

Dimensions

- Appliance dimensions (HxWxD): 4.5cm x 30.2cm x 52cm
- Cut out dimensions (HxWxD): 4.5cm x 27cm x 49cm - 50cm

Technical Information

- Connecting cable: 100cm
- Total connected gas load: 4.7 kW
- Centre rear: Rapid burner 2.8 kW
- Centre front: Standard burner 1.9 kW
- Liquid gas nozzles (28-30/37mbar) included

Optional Accessories

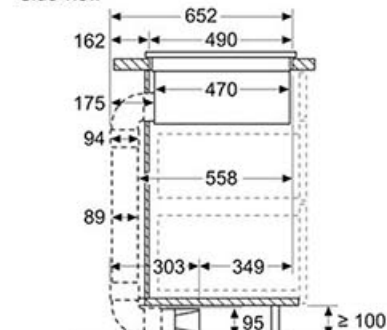
- HZ394301: Connecting strip
- HZ298113: Small pot support
- HZ298105: Simmer plate



Hobs

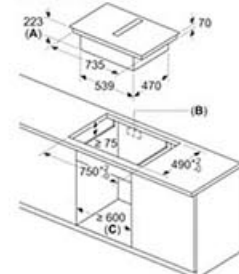
EX875LX67E

measurements in mm
Side view



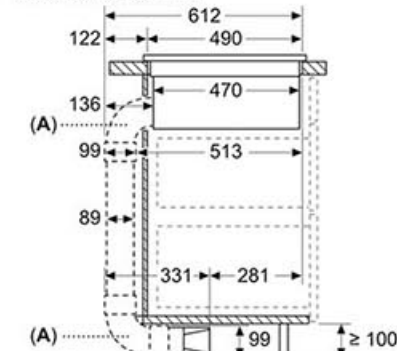
With 3rd party 90° bow

measurements in mm



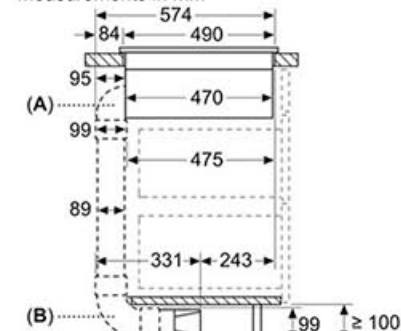
A: Recessing depth
B: Cut-out in back panel required for pipework. Exact size and position can be taken from specific drawing.
C: All 60cm wide class models can be installed in 60cm wide furniture by adjusting the side panels.

measurements in mm



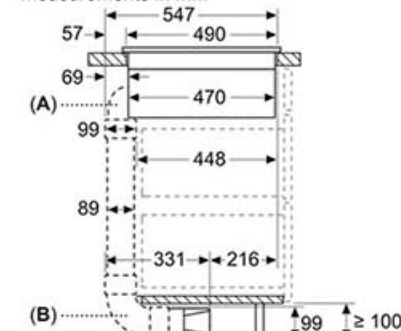
A: With 90° "L" bows

measurements in mm



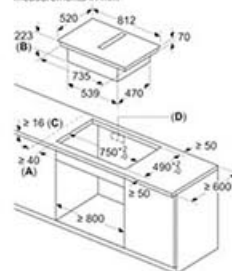
A: With 90° "M" bow
B: With 90° "L" bow

measurements in mm



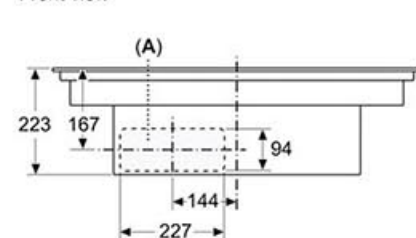
A: With 90° "S" bow
B: With 90° "L" bow

measurements in mm



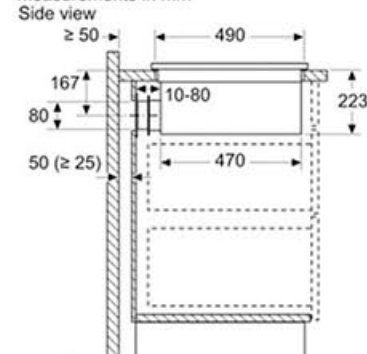
A: Minimum distance from the hob cut-out to the wall
B: Recessing depth
C: The worktop into which the hob is installed must withstand loads of approx. 60kg; suitable substructures must be used if required.
D: Cut-out in back panel required for pipework. Exact size and position can be taken from specific drawing.

measurements in mm
Front view



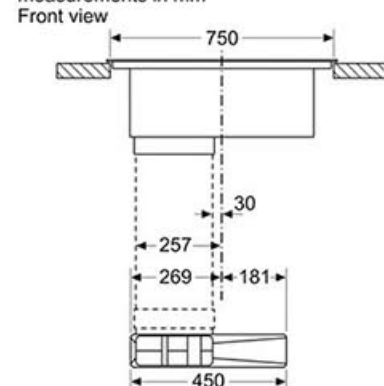
A: Connected directly at the rear

measurements in mm

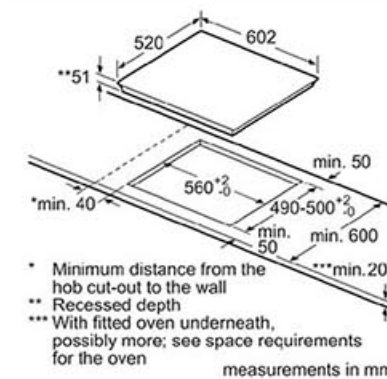


When installing directly at outer walls that are non-insulated ($\mu \geq 0.5 \text{ W/m}^2 \cdot \text{C}$), we recommend to use partially or fully ducted recirculation configurations.

measurements in mm

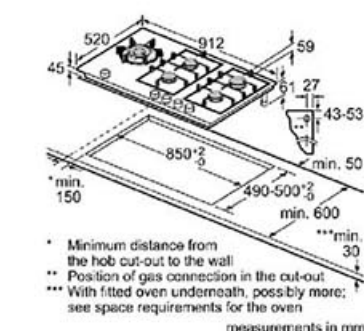


EX675LYC5I



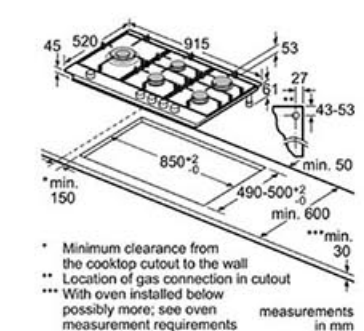
* Minimum distance from the hob cut-out to the wall
** Recessed depth
*** With fitted oven underneath, possibly more; see space requirements for the oven

ER9A6SD70I



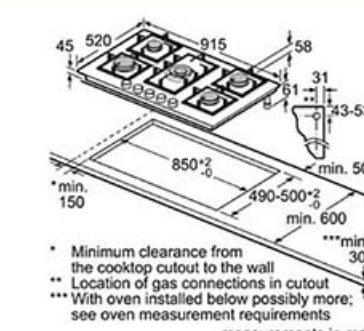
* Minimum distance from the hob cut-out to the wall
** Position of gas connection in the cut-out
*** With fitted oven underneath, possibly more; see space requirements for the oven

EC9A55B90I



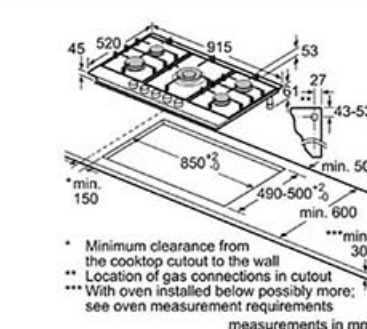
* Minimum clearance from the cooktop cutout to the wall
** Location of gas connection in cutout
*** With oven installed below possibly more; see oven measurement requirements

EP9A6QB90I



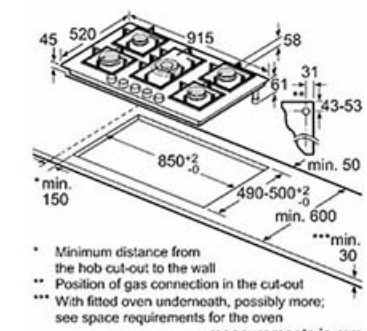
* Minimum clearance from the cooktop cutout to the wall
** Location of gas connections in cutout
*** With oven installed below possibly more; see oven measurement requirements

EC9A5RB90I



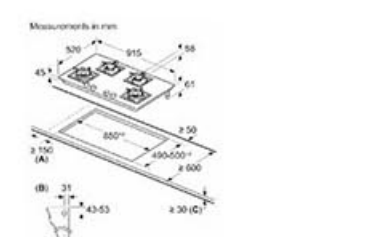
* Minimum clearance from the cooktop cutout to the wall
** Location of gas connections in cutout
*** With oven installed below possibly more; see oven measurement requirements

EP9B6VG20I



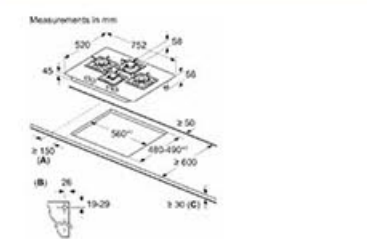
* Minimum distance from the hob cut-out to the wall
** Position of gas connection in the cut-out
*** With fitted oven underneath, possibly more; see space requirements for the oven

EP9B6FG20I



A: Min. distance from the hob cut-out to the wall
B: Position of gas connection in the cut-out
C: With fitted oven underneath possibly more; see space requirements for the oven

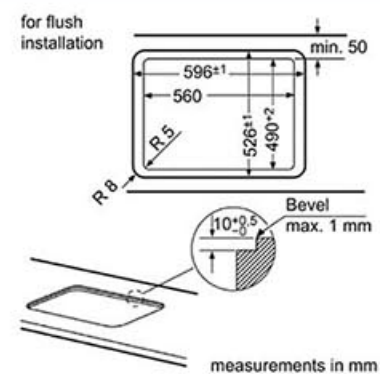
EP7B6IG20I



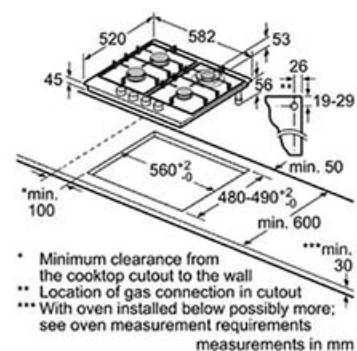
A: Min. distance from the hob cut-out to the wall
B: Position of gas connection in the cut-out
C: With fitted oven underneath possibly more; see space requirements for the oven

Hobs

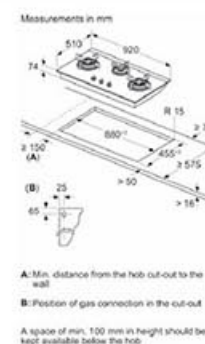
EP6A6HB20I



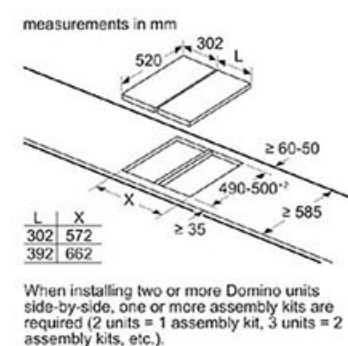
EC6A5HB90I



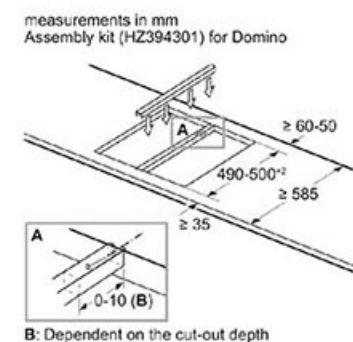
ER9MD331NX



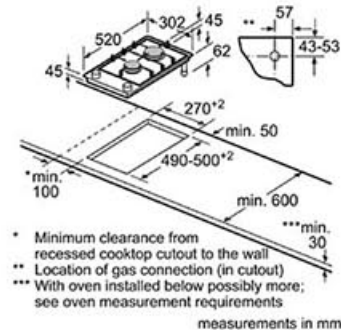
ET475FYB1E



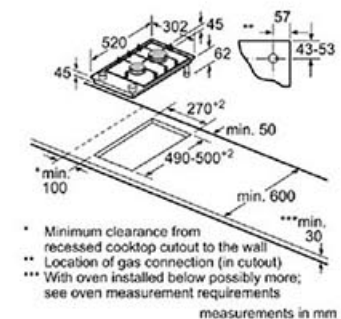
EX375FXB5I



ER3A6AD70I



ER3A6BD70I



Accessories

HZ394301
Connecting strip



For models
• ER3A6BD70I
• ER3A6AD70I
• EX375FXB5I

S1Z0002812
Recirculation accessory kit (worktop depths of 60cm or larger)



For models
• EX875LX67E

S1Z0002811
Recirculation accessory kit (worktop depths of 70cm or larger)



For models
• EX875LX67E

S1Z0002813
Exhaust accessory starter kit (worktop depths of 60cm or larger)



For models
• EX875LX67E



Say hello to the coolest kitchen appliance.

Different foods have different storage needs. Prized beverages need a constant, cool temperature. Siemens meets these demands and has developed professional-grade refrigerators for new professional domestic kitchens. With the promise of unparalleled quality and perfection, we are now setting new benchmarks in innovation.

There's more to choose from.

You can make your own elegant fridge by arranging the Siemens Series in multiple ways. Choose from a variety of styles, be it the Bottom Freezer, Fridge-Freezer, Fridge-Freezer-Wine Cooler, Four-Door, Three-Door, Under Counter Fridge, Side By Side and the Side by Side with Wine Cooler, you name it and we have it.



Bottom Freezer & Fridge



Bottom Freezer & Freezer



Bottom Freezer & Wine Cooler



Side by Side & Wine Cooler



Bottom Freezer



Four Door



Three Door




Large Side by Side (1000L)



Medium Side by Side (500L)



Fridge & Wine Cooler



Large Side by Side (1000L) & Wine Cooler



Side by Side & Under Counter Fridge



Four Door & Fridge



Four Door & Freezer



Fridge



Bottom Freezer



Freezer

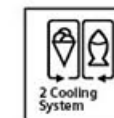


Under Counter Fridge



Your fridge can do a lot more than just cool.

Refrigerators are beyond just cooling. The Siemens range is equipped with a sophisticated ecosystem that keeps fruits and vegetables fresher than ever.




2 Cooling System for maintained cooling.
The fridge and freezer compartments have two cooling circuits and this ensures even temperature and ideal humidity, plus restricts any sharing of cold air between the two.



multiAirflow for even air distribution.
This ensures even distribution of cool air, and maintains the temperature in case the door is accidentally left open for a short period of time.



bigBox is perfect to store more.
Store all that you want without worrying about space in the bigBox freezer. Be it large freezer containers or tall dessert glasses, we've got you covered.



SuperCool for a balanced temperature.
When you add new items to the fridge, the cold ones won't lose the temperature. SuperCool ensures there's no unnecessary spike in the temperature so placing a new item doesn't impact existing food, instead it cools the new item.



**>> Preserving flavours,
one degree at a time.**




superFreezing to maintain internal temperature.
Your frozen food won't defrost since you add new items to your freezer since it maintains the freezing temperature and doesn't further freeze the food that's already inside.

"Image with representation purpose only"



Because every day deserves a fresh start.

Now, keep your food fresh for longer with Siemens. The new technology saves you time, money and prolongs the shelf life of fresh produce. It ensures that food is stored at the right temperature. The innovative freshProtectbox, hyperFresh drawer and the AirFresh filter help to separate the smell of different food items. So, store more food and make fewer trips to the marketplace.



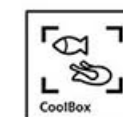
FreshSense for controlled freshness.
This feature balances the temperature of the fridge and keeps it controlled and consistent. It monitors your style of using the fridge, and adjusts automatically to maintain a stable and even temperature.



FreshProtect Box for independent temperatures.
This is the luxury suite in your refrigerator, the temperature in the box can be set completely independent from the rest of the refrigerator to 3°C, 1.5°C or 0°C.



hyperFresh plus for more shelf life.
This box preserves food twice as long compared to a standard vegetable drawer, thanks to an innovative humidity control feature that retains minerals and nutrients of food increasing their durability 2X.



CoolBox for storing meat and fish.
The coolBox creates an environment that is almost 3°C which is cooler than the rest of the fridge. The coolBox stores meat and fish at the optimum preservation temperature, whilst allowing other food in the fridge to be chilled at around 4°C.



AirFresh Filter on, odour gone.
As different foods have different odours, this feature secures the flavour of each item. The filter neutralises all the odours in the fridge, so you can store all food items without worrying about any smell getting transferred.



"Image with representation purpose only"

Making it convenient. Keeping it simple.

Our fridge is easy to use, thanks to wide-open spaces and numerous shelving options. You can slide the storage bins and trays easily due to the quality extension runners. A digital display keeps you updated on the temperature and lets you navigate through menus. If the door is open for long, it'll give a warning.



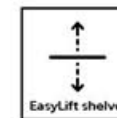
Store all you want.

Bottles won't tumble off the fridge because we have a storage support that prevents them from tipping over, no matter how many times you open the door. There is also a versatile pull-out fridge tray to store cold cuts, cheese and other small items.



Acoustic door warning signal.

If the door is left ajar or there is no power getting to the fridge, it will warn you, saving you energy and time.



EasyLift shelves for efficient organisation.

The height-adjustable easyLift glass gives you immense flexibility to effortlessly lift shelves even when they are full. You can raise and lower them by 6cm to make room for taller items like jugs, even when fully loaded. The refrigerator door shelves too are adjustable. You can easily slide them up and down as required without having to unload the contents.



VarioShelf for flexibility to store taller items.

These are two separate 14cm deep storage shelves that can be used separately for individual storage needs. Positioned one behind the other, you can also slide the front glass shelf under the back shelf, and create space in front for particularly tall items, like open bottles or jars.



Fully extendable drawers on telescopic rails for a clearer view.

Get a better view of what's in the fridge by pulling out the drawers. This works great as there is no worry of food stored at the back falling out.



Electronic controls to stay updated.

Set the temperature you want and navigate easily through menus. You will be warned if the door is left ajar. There is also the eco mode that helps you save energy. It also has a vacation setting that keep items cool and frozen if you're out for longer periods.





A storage as fine as wine.

Store up to 58 bottles in our full height cool wine cabinet and amp up your kitchen's style quotient.

Dual temperature zones for perfect storage.

This ensures your wines are stored at the ideal temperatures. You can store white wines at lower temperatures and set a higher temperature for delicate reds. The LED lighting system is placed in a way that will not affect your wine, and the air inside is always fresh due to airFresh filters. Rest assured, your wines are safe and sound.

UV filter for safer wines.

Enjoy an unobstructed view of your fine wines with aCool vinoThek. The glass door comes with a UV filter to keep your wine safe from UV radiation on sunny days.

Fully extendable shelves to store wine bottles.

Your vinoThek can cradle 58 bottles of wine (bordeaux bottles) in 12 shelves. Each shelf can be extended, barring two which are fixed to distinguish cooling zones.

Say goodbye to a frosty mess.




noFrost, no stress, no mess.

The intelligent sensor-controlled technology makes defrosting a thing of the past. The air circulation system guides the humidity into an external evaporation tray. The sensors measure the degree of humidity and any frost production. It ensures the appliance is periodically defrosted without the need to turn off the appliance or empty it out. Thus, there's no ice formation which means lower energy consumption.



>> See what difference more everyday convenience makes.



lowFrost, high savings.

For those models that come with lowFrost life is easier. This feature reduces the build-up of frost by up to 50%, so there is no need to defrost the freezer as often. It is not only convenient but is also time and energy saving.

aCool Range



CI30BP02
Built-in Bottom Freezer

Key Highlights

- Gross capacity: 517 litres
- Ventilation in plinth (Plinth size can vary)
- TFT touch electronic display
- noFrost
- Holiday Mode
- SuperCool function
- Acoustic open door warning system
- Energy Efficiency Class: A++
- Right hinged door
- Reversible door

Fridge Section

- AirFresh Filter
- multiAirflow System
- 3 safety glass shelves: 2 are height adjustable
- 3 door shelves
- LED light bars
- 1 vegetable container
- 1 hyperFresh box for fish and meat

Freezer Section

- Freezing capacity: 14 kg / 24 h
- Storage time in power failure: 17 h

Dimensions

- (HxWxD): 212.5cm x 75.6cm x 60.8cm

Accessory

- 1 ice-cube scoop



CI30RP02
Built-in Fridge

Key Highlights

- Gross capacity: 547 litres
- Ventilation in plinth (Plinth size can vary)
- TFT touch electronic display
- noFrost
- Eco Mode
- SuperCool function
- Acoustic open door warning system
- Energy Efficiency Class: A++
- Right hinged door
- Reversible door

Fridge Section

- AirFresh Filter
- multiAirflow System
- 4 safety glass shelves: 3 are height adjustable
- 4 door shelves (1 large; 3 small)
- LED light bars
- 2 vegetable containers

Dimensions

- (HxWxD): 212.5cm x 75.6cm x 60.8cm

Accessory

- 1 egg tray



aCool Range



FI24NP32
Built-in Freezer

Key Highlights

- Gross capacity: 382 litres
- Ventilation in plinth (Plinth size can vary)
- TFT touch electronic display
- noFrost
- Eco Mode
- SuperCool function
- Acoustic open door warning system
- Energy Efficiency Class: A++
- Right hinged door
- Reversible door

Freezer Section

- Freezing capacity: 18 kg / 24 h
- Variozone: removable safety glass shelves for extra space
- 3 metal shelves: 2 height adjustable
- 4 door shelves
- LED light bars
- 2 transparent freezer drawers
- Auto ice-cube maker

Dimensions

- (HxWxD): 212.5cm x 60.3cm x 60.8cm



CI18WP03
Built-in Wine Cooler

Key Highlights

- Gross capacity: 310 litres
- Ventilation in plinth (Plinth size can vary)
- Two separate temperature zones, both continuously variable from 5 °C to 18 °C
- TFT touch electronic display
- Holiday Mode
- Dynamic cooling via integrated fan
- Acoustic open door warning system
- Glass door integrated with UV Filter
- Right hinged door
- Reversible door

Freezer Section

WINE SECTION:

- AirFresh Filter
- 12 bottle shelves for 58 wine bottles (bordeaux bottles)
- Hidden rails with full extendible wooden shelves

Dimensions

- (HxWxD): 212.5cm x 45.1cm x 60.8cm



Cool Concept Range



KI81FHD30I
Built-in Fridge

Key Highlights

- Gross capacity: 313 litres
- Power ventilation for uniform air circulation
- VarioShelf: Individually variable for ideal use of space
- Automatic defrost system
- noFrost
- Super Cooling
- Touch Control
- Fast cooling switch
- Acoustic open door warning system
- Energy Efficiency Class: A++
- Right hinged door
- Reversible door

Fridge Section

- 1 hyperFresh plus box for fruits and vegetables
- FreshSense
- Easy access shelf with carbon filter
- 7 safety glass shelves: 6 are height adjustable
- 6 door bins
- 1 dairy compartment

Dimensions

- (HxWxD): 177.2cm x 55.8cm x 54.5cm

Integrated Accessories

- Egg tray
- Bottle holder



GI81NHD30I
Built-in Freezer

Key Highlights

- Gross capacity: 235 litres
- Power ventilation for uniform air circulation
- Automatic defrost system
- noFrost
- superFreezing function
- FreshSense
- Left hinged door
- Reversible door

Freezer Section

- 2 bigBox drawers
- 5 pull out drawers
- Freezing capacity: 20 kg/24 h

Dimensions

- (HxWxD): 177.2cm x 55.8cm x 54.5cm

Integrated Accessories

- Cool accumulator
- Ice-cube tray



KI86NSF30I
Built-in Bottom Freezer

Key Highlights

- Gross capacity: 273 litres
- Power ventilation for uniform air circulation
- Separate temperature control for fridge and freezer
- Automatic defrost system
- noFrost
- SuperCool system
- superFreezing system
- Fast Cooling switch
- Acoustic open door warning system
- AirFresh Filter
- Right hinged door
- Reversible door

Fridge Section

- 4 safety glass shelves
- Number of door bins: 4 (3 small & 1 large)
- 1 hyperFresh box for fruits and vegetables
- 1 bigBox for meat and fish
- LED Light

Freezer Section

- Freezing capacity: 8 kg/24 h

Dimensions

- (HxWxD): 177.2cm x 55.8cm x 54.5cm

Integrated Accessories

- Egg tray
- Ice-cube tray



KU15RA50I
Built-in under fridge

Key Highlights

- Gross capacity: 139 litres
- Acoustic door open warning system
- Easy clean interior
- Interior with metal applications
- Right hinged door
- Reversible door

Freezer Section

- 3 safety glass shelves, of which 3 are height adjustable
- Bottle holder
- Big pull out tray
- 2 Fresh boxes

Dimensions

- (HxWxD): 82.0cm x 59.8cm x 54.8cm

Integrated Accessories

- Egg tray



Cool Concept Range



KG56NCX411
Freestanding Bottom Freezer

Key Highlights

- Total capacity: 508 litres
- Vita Fresh: Keep your food fresh for longer
- Vario Zone: Full Flexibility in freezer area
- noFrost: Keeps your freezer frost-free
- multiAirflow: Keeps it fresh with even cooling
- AirFresh Filter: It always neutralises odours inside the refrigerator, even for food with intensive odour

Fridge Section

- Ice Twister: Get your ice cubes on demand with just a simple lever operation
- Bottle Rack: Store your bottles safely and in easy reach
- Easy Access Shelf: Moveable glass shelves that facilitates adding and removing food
- LED Light: Put freshness in its true light
- Door Hinge: Right reversible

Dimensions

- (HxWxD): 193.0cm x 70.0cm x 80.0cm

Integrated Accessories

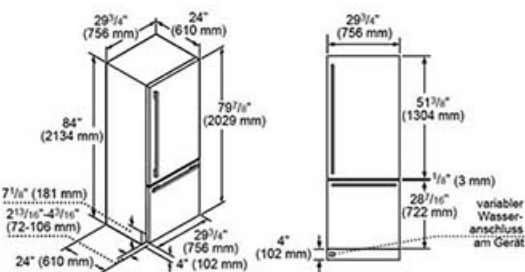
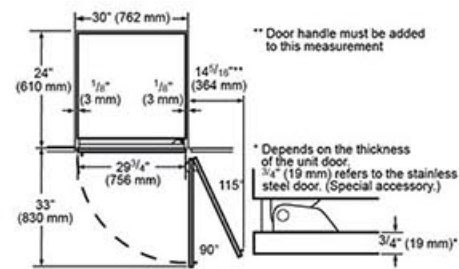
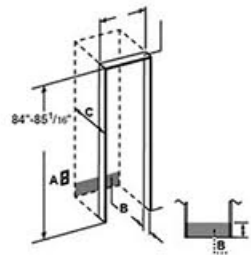
- 2 x cold accumulator
- 3 x egg tray
- 1 x ice-cube tray with lid
- 1 x bottle holder in door tray



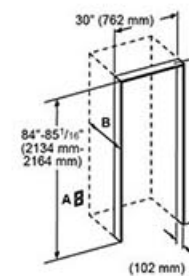
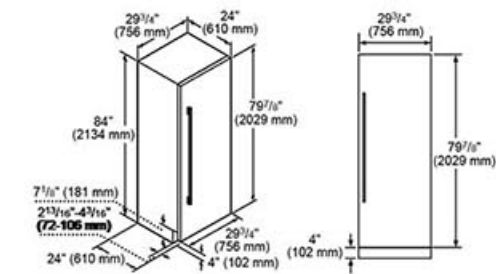
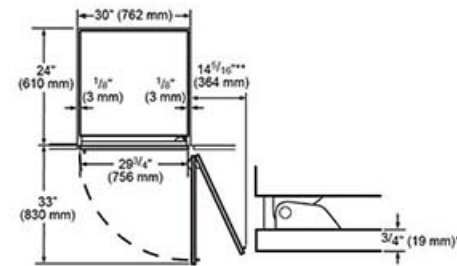
"Image with representation purpose only"

Refrigerators

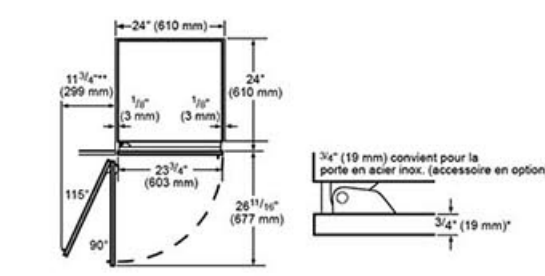
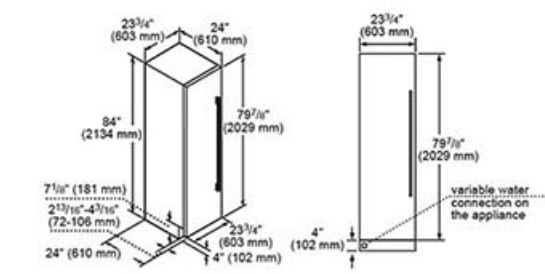
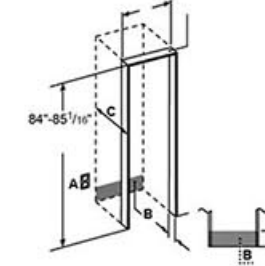
CI30BP02



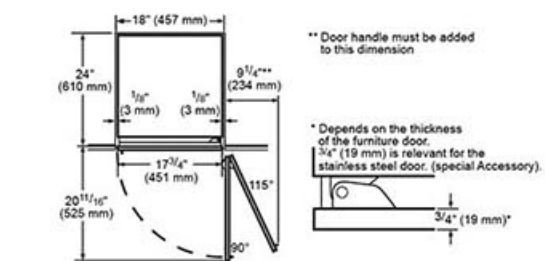
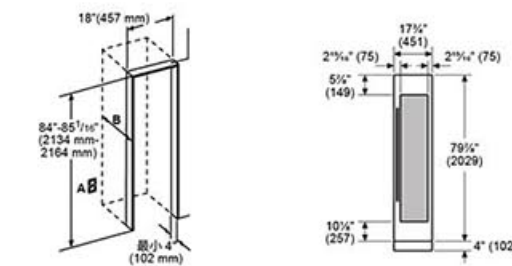
CI30RP02



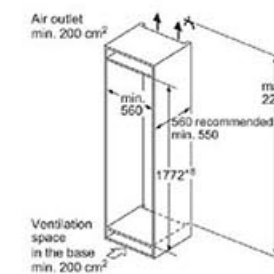
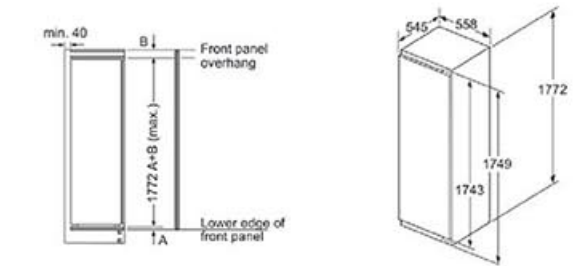
FI24NP33



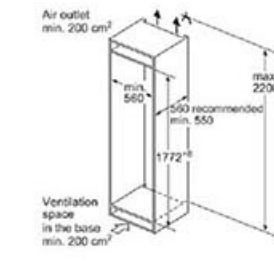
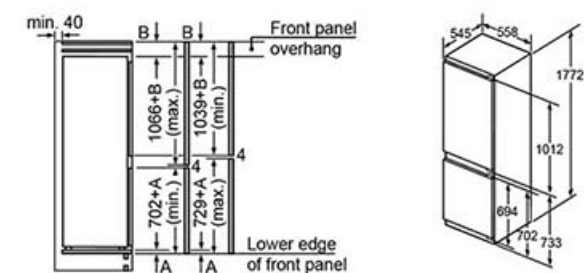
CI18WP03



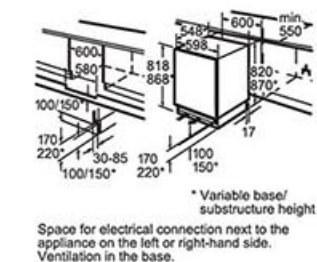
KI81FHD30I / GI81NHD30I



KI86NSF30I



KU15RA50I



Dishwashers

Quality innovation for quality cleaning.

Experience a seamless way of life with Siemens dishwashers which offer modern designs coupled with practical innovations for maximum flexibility. It comes with varioSpeed Plus which reduces a program's speed by 30% to 70% and Zeolith® drying technology that transforms humidity into heat for gentle and effective drying results.

It boasts of a number of other innovations like penAssist, sideLight and timeLightfloor projection, along with height-adjustable baskets and foldable racks for a completely functional and stylish kitchen. Say goodbye to dirty dishes and hello to a squeaky-clean kitchen.

Choose your kind of clean.

Our new range of dishwashers are convenient and flexible and come with innovative features like Home Connect, Touch Panel, and rackMatic basket. It is also equipped with the patented Zeolith® drying technology which optimises water usage for maximum convenience.

Semi-integrated for clear viewing.
The semi-integrated dishwashers are the perfect kitchen companion. It comes with a high-quality control panel that offers clear visibility and a Siemens design with numerous functions and programs. You can also choose the material and colour.

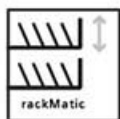


Fully integrated for a seamless blend.
Absolutely brilliant, the fully integrated dishwashers are practically invisible. Its understated glory blends beautifully with your kitchen where the front panel matches with the rest of the kitchen, for a seamless look. The control and display elements are located on the top edge of the door, and are visible only when you open the dishwasher. This is truly taking innovation to an all-new level.



Innovation like no other, for an experience like no other.

Siemens dishwashers come with a number of features that ensure comfort, convenience and a lifestyle of ease.



rackMatic offers more space.

Make room for all kinds of utensils with the 3 stage rackMatic basket. It comes with a smart clip that helps you adjust the upper basket vertically. What's more is that it is flexible enough to ensure every kind of utensil fits in, no matter how big or small. So now, tall glasses or large pots, rest assured they will be clean and how!



touchControl for a panel that's instinctive.
Beautiful, easy to use and intuitive, this offers convenience in more ways than one.



openAssist for unmatched convenience.

These fully integrated dishwashers come with a convenient door opening system that makes it easy to open with just a push.



dryingAssist to easily dry dishes.

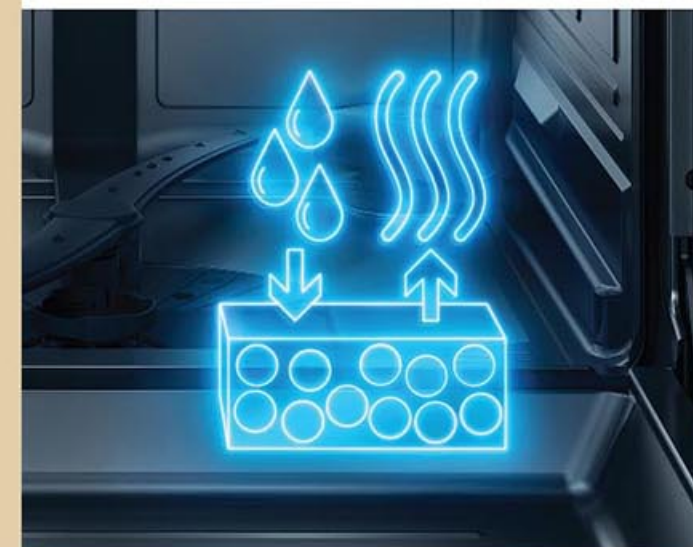
During the drying process, the door opens automatically to allow the dishes to dry naturally, without using additional energy.



Innovative drying with a touch of brilliance.


Siemens ensures minimum energy consumption, which is why it uses an advanced drying technology called Zeolith®.

Zeolith® is a form of zeolite mineral which absorbs moisture and converts it into heat. Simply put, the heat naturally produced by Zeolith® is used in the process of drying. No additional energy yet perfectly dried utensils. Zeolite is stored in the depths of the dishwasher; where it keeps regenerating and keeps working, so it's a lifetime of worry-free drying for you. This is combined with the Eco 50°C program to get brilliant results with minimal energy.



Drying Phase
Here, Zeolith® absorbs moisture and converts it into heat energy.

Cleaning Phase
The mineral heats up during the cleaning cycle and is recharged to absorb moisture again.



*>> Simplifying dishwashing,
simplifying drying.*



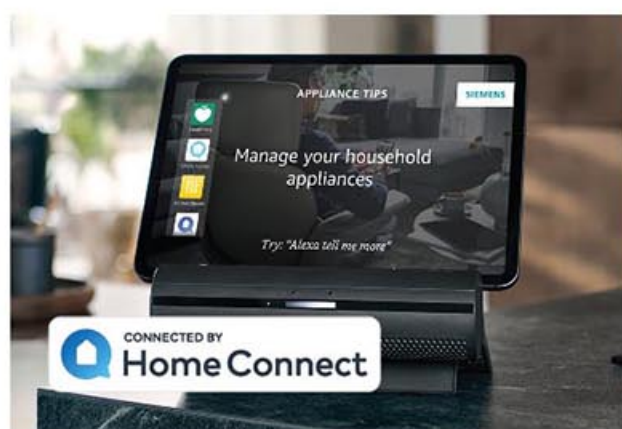
Record-breaking Speed
Siemens dishwashers have the power of Zeolith® drying technology, that reduces the entire cycle duration by an impressive 28% compared to standard dishwashers. This is the world's fastest dishwasher brand, setting a new record in speed and efficiency. It also boasts of an extraordinary energy consumption level of just one unit, providing both quick wash times and unmatched energy efficiency.

The smartest way to a convenient lifestyle.



"Image with representation purpose only"

Control your dishwasher with just a few taps, no matter where you are.




Remote monitoring and controlling at your fingertips.
Always know what your dishwasher is up to with just a tap. You can also access the current status, including starting and ending a program, and adjusts settings, all at the click of your fingers.

Downloadable programs as per your choice.
Download the program of your choice, depending on what you require with the Home Connect App.

Notifications and reminders for quick updates.
Get all important updates on your phone or smartwatch via Home Connect. Right from notifications like low rinse aid/salt levels, low detergent levels or a reminder to buy a new package, you'll be in the know.

Save your favourite programs for easy access.
The Home Connect App saves all your favorite programs and options on the home screen so it is easily accessible.



EasyStart Assistance to keep the dishwasher clean.
This dishwasher will not only help you choose a cleaning preference depending on your dish type, but will also recommend ideal programs based on your needs.

Voice Assistance for commands.
Control the dishwasher with your voice. Integrate it with Alexa and Google Assistant and do it all, including keeping a check on the duration of the washing cycle.

Remote Diagnostics for prompt service.*
Our systems are so advanced that our customer service will help you remotely. This is extremely efficient as it reduces time and effort at both ends.

Software updates to stay up-to-date.
Home Connect will assist you with software updates.

amazon alexa Google Home

Hey Siri


*Not yet available

"Image with representation purpose only"



Load your utensils, your way.

The 3 stage rackMatic basket offers super flexibility. It comes with a smart clip that lets you adjust the upper basket at 3 levels, vertically. So be it tall glasses or large pots, everything will fit.



varioDrawer Pro with room for more.
This adapts as per individual loading with the help of the blue adjustment markings. Whatever your cutlery, varioDrawer Pro is spacious for anything and everything. It has an additional loading level that automatically creates more space.



varioFlex Pro basket for stress-free cleaning.
Experience a new level of comfort and flexibility, in upper and lower loading of your dishwasher. You can achieve up to 15 place settings by combining varioDrawer with varioFlex and enjoy a hassle-free cleaning session.



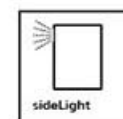
Coloured Touchpoints for ease of usage.
Coloured Touchpoints highlight adjustable elements across all levels in the dishwasher for simplified usage.



Made to automate.



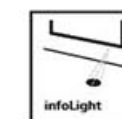
openAssist for fuss-free access.
Every Siemens dishwasher comes with this feature where you need to press the door lightly to open it. Thus, it is easy, worry-free and so convenient.



sideLight for gap illuminated updates.
The sideLight instantly updates you on the status of the washing program, always keeping you well-informed. While in operation, the dishwasher's left side is elegantly illuminated by a blue light strip, elevating the ambience of your kitchen. It is perfectly suited for appliances with varioHinge and is ideal for seamless high installation.



Floor projection display to illuminate dishwasher activity.



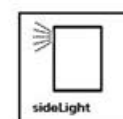
infoLight for instant status checks.
To show the dishwasher is in progress, it will project a beam of light on the floor so you don't need to keep opening the door to check the status.




The bright idea of light.



emotionLight for a sleek ambience.
Known to create a perfect ambience, this feature uses LED lights to reflect off your brilliantly-cleaned glasses and creates a cool blue glow from inside your dishwasher, elevating the wow factor of your kitchen.



sideLight to see the ongoing program status.
This helps you check if the washing program is in motion. While in progress, it will illuminate the furniture gap on the left-hand side of the dishwasher. Only available on selected varioHinge model (SN95ZX61CG).



Fully Integrated Dishwasher



SN97YX01CE
• 14 Place Settings • Fully Integrated Dishwasher

Key Highlights

- Zeolith® Drying Technology
- Home Connect^ - IOT Enabled Remote Access
- openAssist
- dryingAssist
- Special glassZone
- varioHinge
- Made in Germany
- Integration with: Google/Alexa voice assistance, IFTTT, Fitbit/Apple/Android smartwatch, etc.

Design & Innovation Features

- touchControl Panel
- Downloadable Programs*
- Remote Diagnostic*
- rackMatic - 3 stage height adjustable basket
- Cutlery Drawer - varioDrawer Pro
- 8x flip tines in lower basket
- 6x flip tines in upper basket
- 2 cup shelves in top basket
- Glass care protection system
- Inbuilt water softener
- Self-cleaning filter system with 3-fold corrugated filter
- emotionLight
- StatusLight - Gap illumination
- aquaSensor
- DosageAssist
- Detergent Automation
- Top shower
- Machine Care Program
- Time delay: 1-24 hours
- AquaStop
- iQdrive

Programs & Options

- 8 programs: including Brilliant Shine
- 6 special options: Shine + Dry, intensiveZone, hygienePlus, varioSpeed Plus, Machine Care, Remote Start

Technical Information

- Energy consumption: 0.74 kWh
- Water consumption: 9.5 litres
- Noise level: 43dB
- Dimensions (HxWxD): 81.5cm x 59.8cm x 55cm



SN65HX00VI / SN65HX01VW
• 14 Place Settings • Fully Integrated Dishwasher

Key Highlights

- Home Connect^ - IOT Enabled - remote controlling & monitoring
- Integration with: Google/Alexa voice assistance, IFTTT, Fitbit/Apple/Android smartwatches, etc.
- rackMatic - 3 stage height adjustable basket
- iQdrive
- aquaSensor

Design & Innovation Features

- Downloadable Programs*
- Remote Diagnostic*
- Cutlery Drawer - varioDrawer
- 4x flip tines alternating in lower basket
- 2x flip tines in upper basket
- Glass care protection system
- Inbuilt water softener
- Self-cleaning filter system with 3-fold corrugated filter
- DosageAssist
- Detergent Automation
- Top shower
- Time delay 1-24 hours
- AquaStop

Programs & Options

- 6 programs: including Intensive Kadhai 70°C
- 5 special options: intensiveZone, Half Load, varioSpeed Plus, Extra Dry, Remote Start

Technical Information

- Energy consumption: 0.92 kWh
- Water consumption: 9.5 litres
- Noise level: 44dB
- Dimensions (HxWxD): 81.5cm x 59.8cm x 55cm

Semi-integrated Dishwasher



SN57ZS00VI
• 15 Place Settings • Semi-integrated Dishwasher

Key Highlights

- Zeolith® Drying Technology
- Home Connect^ - IOT Enabled Remote Access
- Integration with: Google/Alexa voice assistance, IFTTT, Fitbit/Apple/Android smartwatch, etc.
- rackMatic - 3 stage height adjustable basket
- iQdrive
- aquaSensor
- Made in Germany

Design & Innovation Features

- touchControl Panel
- Downloadable Programs*
- Remote Diagnostic*
- Cutlery Drawer - varioDrawer Pro
- 8x flip tines in lower basket
- 6x flip tines in upper basket
- 2 cup shelves in top basket
- Glass care protection system
- Inbuilt water softener
- Self-cleaning filter system with 3-fold corrugated filter
- emotionLight
- DosageAssist
- Detergent Automation
- Top shower
- Machine Care Program
- Time delay: 1-24 hours
- AquaStop

Programs & Options

- 8 programs: including Intensive Kadhai 70°C
- 6 special options: Hygiene 80° Air, Shine + Dry, intensiveZone, varioSpeed Plus, Machine Care, Remote Start

Technical Information

- Energy consumption: 0.83 kWh
- Water consumption: 9.5 litres
- Noise level: 46dB
- Dimensions (HxWxD): 81.5cm x 59.8cm x 57.3cm



SN55HS00VI
• 14 Place Settings • Semi-integrated Dishwasher

Key Highlights

- Home Connect^ - IOT Enabled Remote Access
- Integration with: Google/Alexa voice assistance, IFTTT, Fitbit/Apple/Android smartwatch, etc.
- rackMatic: 3 stage height adjustable basket
- iQdrive
- aquaSensor

Design & Innovation Features

- Downloadable Programs*
- Remote Diagnostic*
- Cutlery Drawer - varioDrawer
- 4x flip tines in lower basket
- 2x flip tines in upper basket
- 2 cup shelves in top basket
- Glass care protection system
- Inbuilt water softener
- Self-cleaning filter system with 3-fold corrugated filter
- DosageAssist
- Detergent Automation
- Top shower
- Time delay: 1-24 hours
- AquaStop

Programs & Options

- 6 programs: including Intensive Kadhai 70°C
- 5 special options: intensiveZone, Half Load, varioSpeed Plus, Extra Dry, Remote Start

Technical Information

- Energy consumption: 0.92 kWh
- Water consumption: 9.5 litres
- Noise level: 48dB
- Dimensions (HxWxD): 81.5cm x 59.8cm x 57.3cm

• ^Home Connect is currently available in 9 cities (Mumbai, Pune, Bengaluru, Hyderabad, Chennai, Jaipur, Kolkata, Ahmedabad, Delhi) and will be available in other cities very soon. *Remote diagnostic & downloadable programs will be available soon in India as well.

• ^Home Connect is currently available in 9 cities (Mumbai, Pune, Bengaluru, Hyderabad, Chennai, Jaipur, Kolkata, Ahmedabad, Delhi) and will be available in other cities very soon. *Remote diagnostic & downloadable programs will be available soon in India as well.

Free Standing Dishwasher



SN27ZI00VI
• 15 Place Settings • Free Standing • Silver Inox

Key Highlights

- Zeolith® Drying Technology
- Home Connect^ - IOT Enabled Remote Access
- Integration with: Google/Alexa voice assistance, IFTTT, Fitbit/Apple/Android smartwatch, etc.
- rackMatic: 3 stage height adjustable basket
- iQdrive
- aquaSensor
- DosageAssist
- Top shower
- Glass care protection system

Design & Innovation Features

- Touch Panel
- Inbuilt water softener
- Self-cleaning filter system with 3-fold corrugated filter
- Downloadable Programs*
- Remote Diagnostic*
- Machine Care Program
- Detergent Automation
- Time delay: 1-24 hours
- Cutlery Drawer: varioDrawer Pro
- 8x flip tines in lower basket
- 6x flip tines in upper basket

Programs & Options

- 8 programs: including Intensive Kadhai 70°C
- 6 wash options: Shine + Dry, intensiveZone, Hygiene 80° Air, varioSpeed Plus, Machine Care, Remote Start

Technical Information

- Energy consumption: 0.83 kWh
- Water consumption: 9.5 litres
- Noise level: 46dB
- Dimensions (HxWxD): 84.5cm x 60cm x 60cm



SN25HI00VI
• 14 Place Settings • Free Standing • Silver Inox

Key Highlights

- Home Connect^ - IOT Enabled Remote Access
- Integration with: Google/Alexa voice assistance, IFTTT, Fitbit/Apple/Android smartwatch, etc.
- rackMatic: 3 stage height adjustable basket
- iQdrive
- aquaSensor
- DosageAssist
- Top shower
- Half Load
- Glass care protection system

Design & Innovation Features

- Touch Panel
- Inbuilt water softener
- Self-cleaning filter system with 3-fold corrugated filter
- Downloadable Programs*
- Remote Diagnostic*
- Detergent Automation
- Time delay: 1-24 hours
- Cutlery Drawer - varioDrawer
- 4x flip tines in lower basket
- 2x flip tines in upper basket
- 2 cup shelves in top basket

Programs & Options

- 7 programs: Including Intensive Kadhai 70°C
- 6 wash options: Extra Dry, intensiveZone, Half Load, hygienePlus, varioSpeedPlus, Remote Start

Technical Information

- Energy consumption: 0.92 kWh
- Water consumption: 9.5 litres
- Noise level: 46dB
- Dimensions (HxWxD): 84.5cm x 60cm x 60cm

Free Standing Dishwasher



SN25II00TI
• 13 Place Settings • Free Standing • Silver Inox

Key Highlights

- Home Connect^ - IOT Enabled Remote Access
- Integration with: Google/Alexa voice assistance, IFTTT, Fitbit/Apple/Android smartwatch, etc.
- rackMatic: 3 stage height adjustable basket
- Glass care protection system
- iQdrive
- aquaSensor
- DosageAssist
- Top shower

Design & Innovation Features

- Inbuilt water softener
- Self-cleaning filter system with 3-fold corrugated filter
- Downloadable Programs*
- Remote Diagnostic*
- Detergent Automation
- Time delay: 1-24 hours
- Cutlery Box: Moveable
- 4x flip tines in lower basket
- 2x flip tines in upper basket
- 2 cup shelves in top basket

Programs & Options

- 6 programs: including Intensive Kadhai 70°C
- 5 wash options: Extra Dry, intensiveZone, Half Load, varioEco, Remote Start

Technical Information

- Energy consumption: 01.35 kWh
- Water consumption: 11.5 litres
- Noise level: 52dB
- Dimensions (HxWxD): 84.5cm x 60cm x 60cm



SN25IW00TI
• 13 Place Settings • Free Standing • White

Key Highlights

- Home Connect^ - IOT Enabled Remote Access
- Integration with: Google/Alexa voice assistance, IFTTT, Fitbit/Apple/Android smartwatch, etc.
- rackMatic: 3 stage height adjustable basket
- Glass care protection system
- iQdrive
- aquaSensor
- DosageAssist
- Top shower

Design & Innovation Features

- Inbuilt water softener
- Self-cleaning filter system with 3-fold corrugated filter
- Downloadable Programs*
- Remote Diagnostic*
- Detergent Automation
- Time delay: 1-24 hours
- Cutlery Box: Moveable
- 4x flip tines in lower basket
- 2x flip tines in upper basket
- 2 cup shelves in top basket

Programs & Options

- 6 programs: including Intensive Kadhai 70°C
- 5 wash options: Extra Dry, intensiveZone, Half Load, varioEco, Remote Start

Technical Information

- Energy consumption: 01.35 kWh
- Water consumption: 11.5 litres
- Noise level: 52dB
- Dimensions (HxWxD): 84.5cm x 60cm x 60cm

• ^Home Connect is currently available in 9 cities (Mumbai, Pune, Bengaluru, Hyderabad, Chennai, Jaipur, Kolkata, Ahmedabad, Delhi) and will be available in other cities very soon. *Remote diagnostic & downloadable programs will be available soon in India as well.

• ^Home Connect is currently available in 9 cities (Mumbai, Pune, Bengaluru, Hyderabad, Chennai, Jaipur, Kolkata, Ahmedabad, Delhi) and will be available in other cities very soon. *Remote diagnostic & downloadable programs will be available soon in India as well.

Free Standing Dishwasher



SN256I01GI

• 13 Place Settings • Free Standing • Silver Inox

Key Highlights

- Glass care protection system
- Pre-activated varioSpeed Dishwasher
- iQdrive
- aquaSensor, loadSensor
- New Wash Program: hygienePlus
- DosageAssist
- Top shower

Design & Innovation Features

- Inbuilt water softener
- Self-cleaning filter system with 3-fold corrugated filter
- Detergent Automation
- Time delay: 1-24 hours
- Cutlery Box: Moveable
- 4x flip tines in lower basket
- 2x flip tines in upper basket
- 2 cup shelves in top basket

Programs & Options

- 6 programs: including Intensive Kadhai 70°C
- 3 wash options: varioSpeed, Half Load, hygienePlus

Technical Information

- Energy consumption: 1.02 kWh
- Water consumption: 9.5 litres
- Noise level: 52dB
- Dimensions (HxWxD): 84.5cm x 60cm x 60cm



SN256W01GI

• 13 Place Settings • Free Standing • White Inox

Key Highlights

- Glass care protection system
- Pre-activated varioSpeed Dishwasher
- iQdrive
- aquaSensor, loadSensor
- New Wash Program: hygienePlus
- DosageAssist
- Top shower

Design & Innovation Features

- Inbuilt water softener
- Self-cleaning filter system with 3-fold corrugated filter
- Detergent Automation
- Time delay: 1-24 hours
- Cutlery Box: Moveable
- 4x flip tines in lower basket
- 2x flip tines in upper basket
- 2 cup shelves in top basket

Programs & Options

- 6 programs: including Intensive Kadhai 70°C
- 3 wash options: varioSpeed, Half Load, hygienePlus

Technical Information

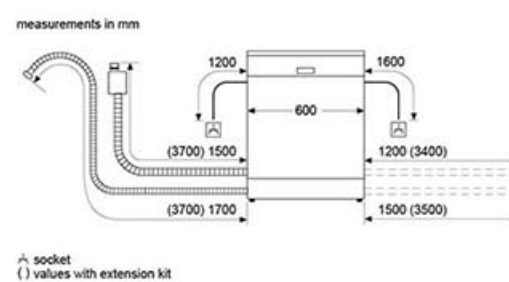
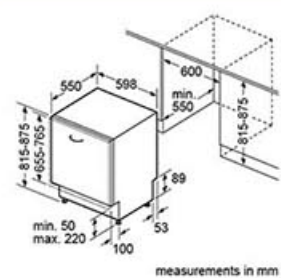
- Energy consumption: 1.02 kWh
- Water consumption: 9.5 litres
- Noise level: 52dB
- Dimensions (HxWxD): 84.5cm x 60cm x 60cm

"Image with representation purpose only"

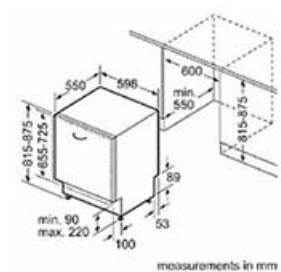
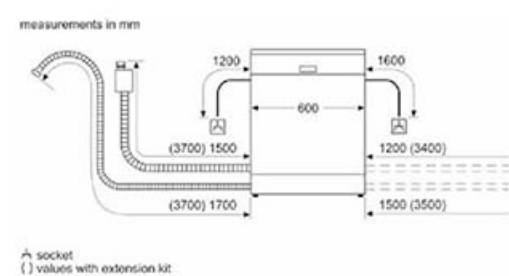


Dishwasher

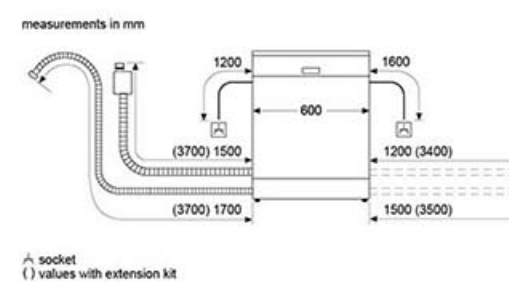
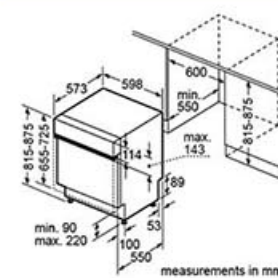
SN97YX01CE



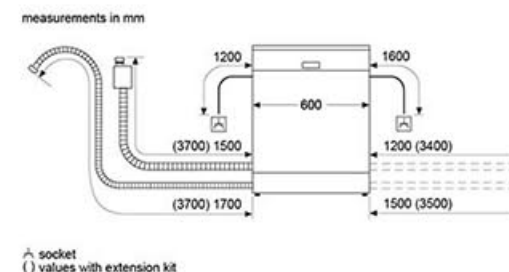
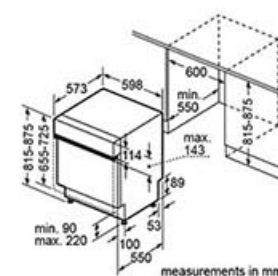
SN65HX00VI / SN65HX01VW



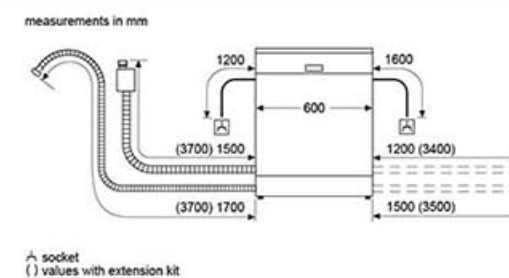
SN57ZS00VI



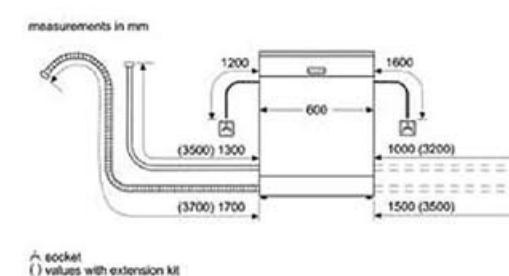
SN55HS00VI



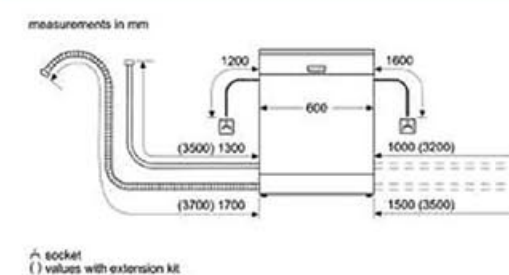
SN27ZI00VI



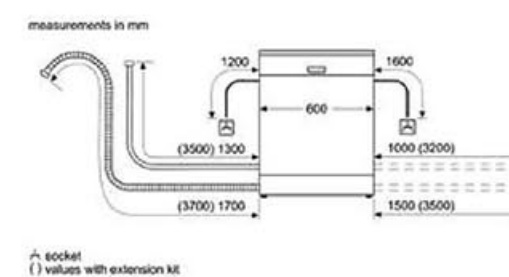
SN25HI00VI



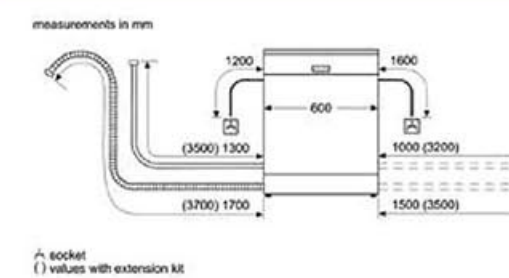
SN25II00TI



SN25IW00TI



SN256I01GI



SN256W01GI

