

SIEMENS



The Power of Built-in 2024

Siemens Home Appliances

Content

1 - 14	Intelligent home appliances
15 - 42	Discover the new iQ700 oven series
43 - 78	Hob & Hood
79 - 100	Cooling
101 - 118	Dishwasher
119 - 122	Laundry



Siemens presents the appliances of the iQ700 series. Each individual built-in appliance is eye-catching on its own. But together, they provide an exceptional kitchen experience – with the perfect built-in design and unique innovations.

For a life
less ordinary

Colors of actual products may vary from illustration and pictures.
Some of the appliances pictured in this catalogue are not available in Hong Kong.

We make dreams in reality



When the founder of our company, Werner von Siemens, came to Berlin at the age of 17, he had nothing more than just a dream "of an enterprise that, through its own inventions and its entrepreneurial vision, contributes to enhancing the knowledge and well-being of humanity."

For more than 175 years, Siemens is a German industrial and technological brand with activities spanning the entire breadth of the electrical engineering industry. The brand personifies the timeless vision of Mr Siemens: "progress in the service of mankind". Management of the home appliances business under the Siemens brand has been exercised by BSH Siemens Hausgeräte GmbH since 1967.

"...of an enterprise that, through its own inventions and its entrepreneurial vision, contributes to enhancing the knowledge and well-being of humanity."

Werner von Siemens

It's in our genes to look further into the future than others in order to offer technical solutions to the major challenges of our time. This also holds true for those innovations with which we improve the quality of life in people's homes. No invention contributes more to our well-being than those we come into contact on a daily basis. And no environmental technology is more valuable than one that is used a million-fold. From the first stoves and washing machines in the 1920s to the first fully automatic dishwasher and the invention of Zeolith® drying technology – with the innovative strength of our global enterprise, we ensure that the future finds its way into people's homes.

Siemens Home Appliances set standards in the market. They are the expression of progressive ideas, a consistent quest for performance and a strong stylistic awareness to satisfy the diverse demands of a modern lifestyle. Our timeless and contemporary designs receive continued recognition from many major international design awards, including iF and reddot.



Everything better and automatically

Automatic and precise gear changes, more efficient fuel consumption, arrival at the right destination almost automatically – this kind of intelligent technology that we tend to take for granted in our cars should also be present in our homes to provide constant convenience. Enter the intelligent home appliances from Siemens, which automatically perform almost every task better and even more efficiently than we could possibly do ourselves. We've provided each Siemens home appliance with the knowledge it needs, for example, to automatically remove 16 different types of stain on laundry, automatically clean dryer condensers, automatically cook roasts, automatically keep vegetables and meats fresh for a longer period, and automatically wash dishes both quickly and efficiently. Just as human beings rely on their five senses to make wise decisions, the intelligent systems in Siemens home appliances rely on their "eyes and ears" to take precise and unerring control of processes. Highly sensitive sensors are constantly transmitting precise information to the "brain" of the appliances so that they can automatically implement the next correct step. Find out how even housework can become a favorite pastime – with intelligent home appliances from Siemens.



Intelligent refrigeration

Now you can enjoy fresh foods anytime – and trust Siemens refrigeration appliances to know the best conditions for cold storage. Thanks to their innovative features and intelligent inverter compressor technology, these appliances register every change in temperature while constantly, quietly and highly efficiently adjusting refrigeration conditions. With freshSense, they can instantly respond to temperature changes and maintain a constant level. Besides, the hyperFresh compartments keep produce, meat, and fish fresh for longer.



Intelligent laundry care

Look forward to laundry that is flawlessly clean and dry and to the fact that your Siemens washer and washer dryer do almost all the work automatically for you. All of our washing machines feature the autoloading system, which automatically tailors the wash programme to suit the size of the load, optimising energy and water usage. Thanks to the duoTronic technology, a set of internal sensors to the drum air temperature and humidity instructs an accurate drying time for clothing, hence avoids excessive drying and overheating.



Intelligent cooking

Experience more joy in your kitchen – and a new freedom in cooking. You can place your pots and pans anywhere on the unique flexInduction hob without the restrictions of cooking zones. The innovative surface induction automatically detects the shape and size of the cookware. Siemens' full range of iQ700 ovens offers conventional heating, steam and microwave cooking methods developed as a feast for your eyes and your sensors. And thanks to the automatic function, Siemens' chimney hood always adapts automatically to the density of the steam.



Intelligent dishwashing

Experience the total customization powered by Siemens Intelligence - rate your dishwasher via the Home Connect App how satisfied you are with the duration as well as the cleaning and drying results. The dishwasher adjusts its settings to create a tailored dishwashing program that better fits your needs. Also thanks to varioSpeed Plus, you can optimally wash and dry a large load of dishes in a shortest possible time, possibly 66% shorter, anytime and anywhere with Home Connect App.



Don't just work
incredibly well



they are
incredible

In design, form follows function

Siemens develops and designs technological worlds where progress can be experienced first hand and design plays a key role. The Siemens design is characterized by straight lines, architectural clarity and the use of groundbreaking materials and processing technologies. New lighting, sensor, and interactive technologies lend highly expressive accents. Technology becomes an experience for all the senses and Siemens design becomes an unmistakable mark of quality that guarantees the enjoyment of well-crafted products for many years to come.



Siemens home appliances don't just look fantastic – they are fantastic

You'll enjoy the clear, bold lines, high-quality materials and high-precision craftsmanship of the Siemens design for years to come. Many design juries agree. For instance, Siemens home appliances have won the following design awards:

- the "iF product design award"
- the "red dot design award winner"
- the "red dot best of the best"



iQ700. Always matches your taste

Inspired by its intelligence, our designers have complemented the stunning features of the new iQ700 oven with an equally stunning design. Elegance combined with performance unite to make your kitchen look as smart as it is. Choose from a wide range of appliances: Starting with the new iQ700 oven models in different dimensions and with variable features. Going over to built-in coffee maker or warming drawer find their space on the bottom of your built-in combination. Experience how exceptional technology, pioneering built-in solutions and elegant design are tailored to your kitchen, It makes no difference whether they are alone or combined, side by side or on top of each other – the big picture never fails to impress. Not even down to the smallest details.



reddot winner 2022



DESIGN AWARD 2023





Knowledge and expertise about built-in appliances only Siemens can provide

Kitchen planning

We understand that working on the kitchen can be quite tiring if it is not well-planned ahead especially from ergonomic point of view. Our expert could pay an onsite visit before installation and work hand in hand with your kitchen specialist to create a perfect and harmony kitchen for your home.

Precise delivery

Our logistic team ensures the appliances arrive safely and timely at your home as we know how much you care about your purchase. We deliver and unload the appliances exactly where you desire them to be located* even it requires staircase uplifted or remote area delivery such as Discovery Bay.



Choosing the most suitable appliances

We learn from our customers and take their cooking habit into consideration when it comes to choosing appliances. Not to mention we will also take note on the layout of your kitchen to ensure your appliances can be fully utilized. At Siemens, our experienced team could give valuable advices and make certain your appliances are your best choice.

Professional installation

At Siemens, we ensure all installations are carried out at high quality standard. The built-in appliances are well fitted into the kitchen cabinets. What's more, we will test your appliance after installation and also offer you a briefing on basic setting and operation. At Siemens, we are determined to bring you a worry-free and enjoyable purchase experience.

Ideas for more efficiency

You can save the most resources where they are used – at your home

Environmental protection starts at home, since cooking and refrigeration consume 32%* of the total energy used in a common household. Of the 130 litres of water used in household per person per day in Hong Kong#, almost 1/6 is used for washing clothes and dishes. The use of new energy-saving appliances can make a difference here, for the environment and against the inexorably rising cost of living.

The sign of efficiency

Siemens' technology innovations make possible top efficiency and performance alike. Our appliances are at the top of EU energy savings classifications and some are much better. As a sign of their

especially low energy consumption, the best Siemens appliances make it easier to identify better energy-efficient appliances when you're shopping, to help you save money and the environment.

The population is growing. Unfortunately, our resources are not

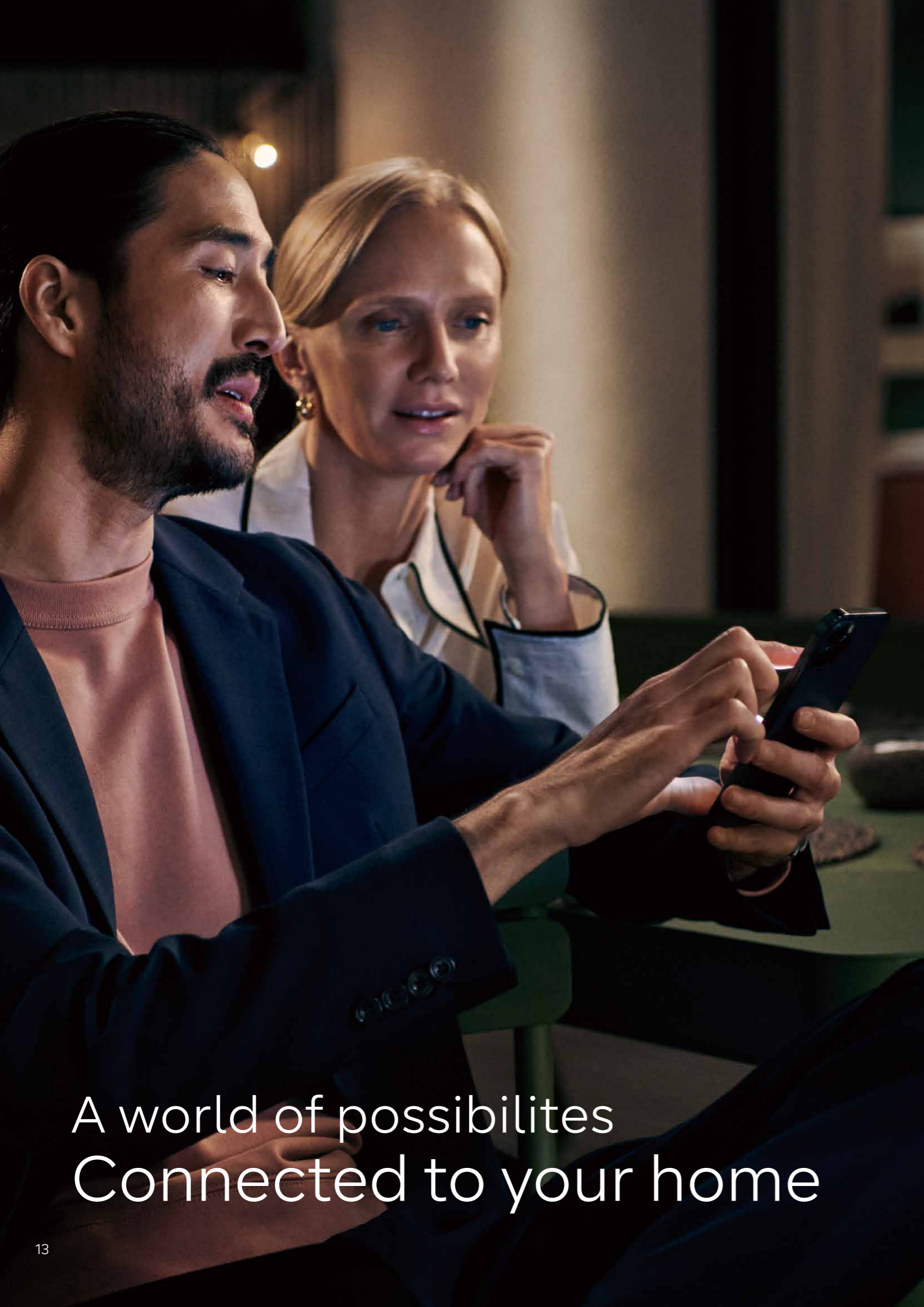
Today the world is home to over 7 billion people. They watch TV, cook, heat, bathe, wash, and refrigerate. Each of them uses electricity and naturally also raw materials like water. The population continues to grow, and with it the demand for energy and drinking water. Yet already over 1 billion do not have access to clean water, and that number is rising. Thus, saving resources only makes sense.



Siemens, being a built-in expert in Hong Kong, meaning we will take care of everything for you, from planning your kitchen layout, choosing the best appliances for you, to delivery and installation. We will look after every step so you can sit back and relax.

*Source: EMSD Hong Kong Energy End-user Data 2021
Source: Water Supplies Department, HK. Feb 2012

* Terms and conditions apply. For details, please consult Siemens Product Hotline.



A world of possibilities
Connected to your home

Smart appliances management. Anywhere. Anytime.

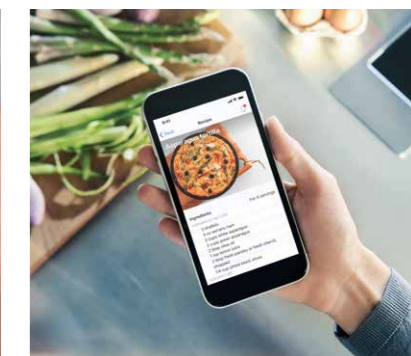
As innovation moves on, new possibilities arise. The combination of Wi-Fi enabled appliances, intelligent software and the intuitive Home Connect App offers a wide range of exciting use cases.



Personalize your appliance.
Home Connect Favorites saves time by putting you in the fast lane to your frequently used programs. Instead of going through the same process every time you start a particular program, you can now simply tap on your specific favorite with your pre-defined individual settings.



Your digital household assistant.
Delicate or eco? And what temperature? Leave all these dilemmas behind – thanks to Easy Start Assistant, you'll always make the right choice. It's designed to easily and intuitively help you pick programs for all the appliances with Home Connect based on several key factors – and Easy Start Assistant will suggest a program that is suitable for your needs. From there, it's just one tap on the screen to start your appliance.



Enhance your lifestyle, tickle your taste buds.
Cooking at a professional level has never been easier, with an extensive selection of recipes in your Home Connect App. Once you have picked your favorite one, you can transfer the ideal settings to your oven, and even remotely start the heating process. Time to enjoy convenient cooking and delicious meal.

Download and install  **Home Connect**

Discover the specific benefits that Home Connect offers you with every appliance categories.



Apple, the Apple logo are trademarks of Apple Inc., registered in the U.S. and other countries. App Store is a service mark of Apple Inc.



Google Play is a service provided by Google LLC

If you haven't yet registered on the app you can still try out the demo function to get a better understanding of the features available to you.

Connect to the future of cooking

The new Siemens iQ700 oven



Ever since we gathered around a fire, cooking has been about connecting. Today, even more so. The kitchen has opened up: architecturally, culturally and technologically. It has become the social hub of life. That's why the Siemens kitchen is all about connecting. Connecting an oven so you don't have to stand by to see what's going on in it. Connecting to the endless possibilities of the smart home so that you can connect to the important things in life.

Let the new iQ700 oven keep you close to your friends

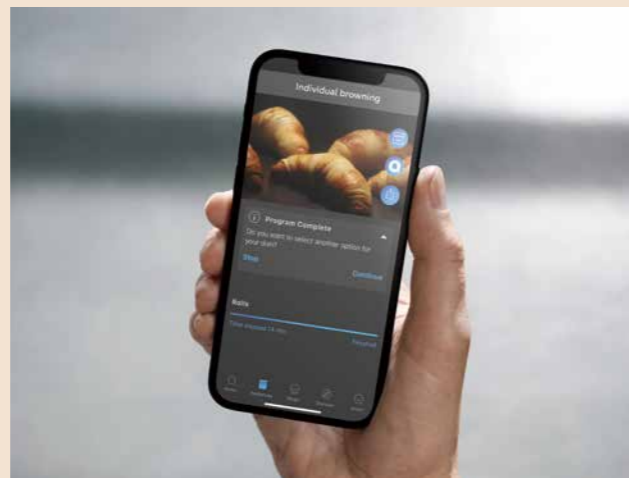
Discover the smart features of the new iQ700 oven. And bring your cooking skills to the next level. Brown your food according to your taste. Check the status of your dish on your phone. All while enjoying your evening with friends. Your intelligent oven checks on your food for your perfect result.



We keep a camera on your food.

You don't have to stand in front of the oven to stare at your food anymore. From now on you can monitor your evenly browning dish on your smartphone. Thanks to dualLED, your oven will be perfectly illuminated for high resolution pictures, or even create mouth-watering time lapse videos and send them to your friends. The Home Connect App lets you know when your dish is ready and your oven switches off automatically.

To explore the full potential of your intelligent features the Home Connect App has to be downloaded and paired to your appliance.



Well prepared. Well connected. Well done.

The integrated camera of your new iQ700 oven and the Home Connect App enable you to check your food from wherever you are and give you the freedom of controlling that oven settings without being nearby. So while your oven is preparing your food you can easily keep an eye on it.

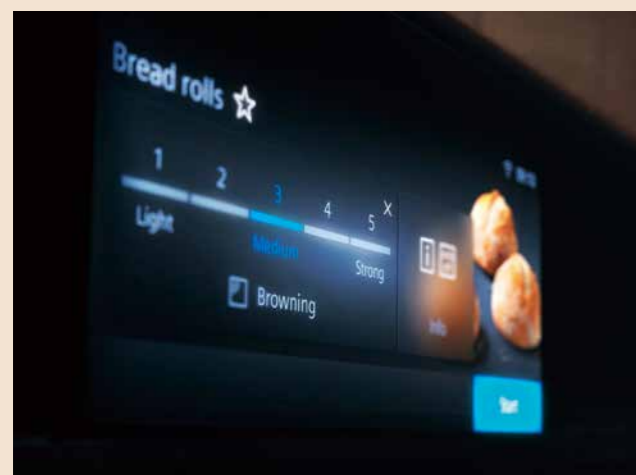
Please note that the different features and functions depend on the chosen oven model.

Prepare what you prefer

Individual Browning:

Choose your favourite level of crunch.

The new iQ700 oven comes with Individual Browning and offers five different browning levels you can choose from: While your food is baking, the integrated camera keeps checking on your chosen level. When your dish is ready, the oven turns off automatically and sends you a notification that your preferred browning level is reached. Always get your favourite food the way you love it.



You want it simply delicious? We keep control



cookControl Pro

While you are handling your oven via smartphone, tablet or touch display, the new iQ700 oven handles your dish: cookControl Pro makes baking and roasting become more satisfying than ever before. The only thing you need to do is select your dish and enter the weight. So whether it is roast beef, lasagna or a birthday cake – cookControl Pro automatically does what's necessary to prepare your dish the way your like it. More programmes can be downloaded in future – just connect your oven with your registered Home Connect account.



roastingSensor Plus

If you are looking for the perfect roast, the roastingSensor Plus is in charge: No matter if it's meat, fish or poultry, you simply plug in a meat probe and relax. As three different measure points are continuously checking the roasting level, you can always expect the highest accuracy for delicious results.



bakingSensor Plus

Beyond that the integrated bakingSensor Plus offers a long list of doughs you can choose from. Its smart sensor measures the moisture level inside the oven to make your ciabatta as crunchy or your banana bread as juicy as it should be.



After all, your Home Connect app and your oven keep you up to date about the estimated baking or roasting time and the new iQ700 oven switches off automatically when your dish is ready.

Personalise your home with Siemens Home Appliances CONNECTED BY Home Connect



Outstanding
design
that always
matches
your taste



Intuitive by design: The TFT-Touchdisplay
The new iQ700 oven's menu comes with a high-resolution TFT-Touchdisplay. The high-contrast colour screen offers you easy to use navigation. Access everything you want and need by a simply touch. With the clear images of all pre-installed dishes, browning levels and instructions cooking becomes even more intuitive and joyful.

» *A new user experience:
Simply beautiful,
beautifully simple.*

Get in touch with the unique interface of
the new iQ700 oven and its extensive menu.

Intelligently connected. Beautifully designed
The new iQ700 oven is not only smart. It is an incomparable design piece. All its edges, curves and measurements are perfectly aligned to make your everyday life easier and more beautiful at once. The door of the oven consists of high-quality glass. It is designed to keep the heat inside and to build the beautiful surface of your intelligent oven. The handle is crafted to be invisible to your eyes when you look at it from the front. And to give you a solid grasp, when you need it to put your prepared food inside or take your finished dish out of your oven.



Keep in touch until dinner
The touch screen allows you to change the settings of your chosen programme. Your oven informs you about the preheating process which can also be controlled and speeded up at the touch of your finger. Finally, the oven switches off automatically as soon as the programme is completed and your dish is ready to be served. And if it should remain switched off setting the childproof lock is child's play.

activeClean®:
Connect to all-new. Again and again.
 After all the baking and cooking, activeClean® takes care that your oven gets back into its brightly polished condition by using pyrolysis technology: high heat turns dirt and stains in ashes. All it takes for your is a touch of your finger and a sponge to clean it up. Thanks to activeClean® you never need to scrub your oven again.



Your oven takes care of cleaning,
 so you can take care of your family.



» *Everything you expect from an oven and everything you did not even think of.*

ecoClean® Plus: easier than before.
 Effortless cleaning thanks to a specially designed ceramic coating on the oven interior. ecoClean® disintegrates dirt and reduces odours significantly. It does so right from the start of roasting, grilling and baking. The ecoClean® material regenerates every time you heat it automatically – for the life of the appliance.



humidClean Plus: fast cleaning aid.
 For fast cleaning dirt is softened beforehand by vaporizing soapy water. As soon as the programme is finished, you can easily remove the soiling soaked up by the vapour with a dish cloth or a soft brush.

Please note that the different features and functions depend on the chosen oven model.

Not even the basics are basic

varioClip Rails Plus
 Besides all those smart features and functions, the new iQ700 oven excels in every other possible sense as well. Starting with the rails: varioClip Rails Plus offer you a flexible cooking experience. No matter if your oven has a steam, microwave or pyrolytic self-cleaning function, there are the right rails for every version of the new iQ700 oven. The east mounting-system allows you to apply the telescopic rails at any height – whatever is perfect for your chosen dish – even on grill level. The full-extension rail system makes it easier for you to load and unload your food safely.

Available as accessories.



Everything becomes brighter.
Thanks to dualLED
 To capture the best view from camera, whatever is happening inside your oven will be perfectly illuminated by two modern and energy-efficient LED lights, which we call dualLED.

Every model put in a good light
 Depending on the model, you have different kinds of illumination. Whether it's the standard Halogen, LED illumination, the all provide a brilliant view to draw full attention to your dishes.



softMove:
Gentle opening and closing of the oven door
 Relaxed operation of the oven without pressing and pulling. The intelligent damping mechanism ensures that the oven door opens and closes gently.



A wide choice of heating methods

Ideal cooking options for all types of food



Best baking results regardless of which shelf you choose: 4D hotAir.
Choose which shelf you want to cook your food on with the greatest possible flexibility. The innovative technology of the fan motor enables optimum heat distribution in the interior of the oven. Your dish therefore always turns out perfectly just as you want it, regardless of which shelf you place it on.



hotAir gentle
With Hotair Gentle, we've improved the heating mode that's most commonly used in households. The fan distributes the heat evenly throughout the oven cavity, which can help save energy. When baking on a single level, no preheating is necessary.



Top and bottom heating
Ideal for single shelf cooking and gives you a more crispy and drier result. Good for meat and fruit pies. Rich fruit cakes will not be peaked in the centre when using this cooking method. The oven needs to be pre-heated on this setting.



Top and bottom heating gentle
Prepare small baked goods, bread and rolls to perfection, every time. Depending on the particular food and method of preparation, you can also save energy.



Bottom heat
Ideal for casseroles, curries and any slow cooking. Good for bain-marie cooking of crème caramels.



Hot air grilling
This cooking system is ideally suited for poultry and duck up to 2.5kg / 5lb and for smaller cuts of meat. Also ideal for crisping the crackling on pork (use this for the last 30 minutes of the cooking time for the perfect crispy finish).



Full width grill
The three stage variable grill gives you precision grill temperature control for a full width grill.



Half width grill
Using only the centre of the grill is perfect for cooking smaller quantities.



coolStart
Ideal for successfully cooking frozen food without pre-heating.



Drying
Ideal for drying fruit and vegetables as healthy snacks or drying your herbs for longer preservation.



Intensive heat
This type of heat uses the heating elements from the top of the oven with the addition of a more powerful bottom heating element. Ideal for cheesecakes, crispy cake bases and baking tins that have poor heat conduction.



Pizza setting (Intensive hot air)
A crisp underside to pizza bases, quiches and pastry cases can be achieved by activating the intensive hot air setting. Pre-heating is not necessary when using this setting for cooking from frozen.



Slow cooking
For good quality meat and poultry trimmed of all fat. Meat is pan fried to seal in the juices and then transferred to an oven proof dish with a lid. This is then placed in the oven at a pre-defined, fixed low temperature without any additional liquid added. The oven will slowly cook the meat keeping it moist, juicy and tender, without overcooking.



Defrost
Gently defrost a delicate gateaux or large joint of meat or turkey. This setting circulates room temperature air around the food, whilst keeping the food away from pests.




Keep warm
Food can be kept warm in the oven on this setting until it's ready to be served.



Plate warming
As food stays warm for longer on pre-heated plates, you can warm up your plates and serving dishes with this function.

Healthy steam-cooked meals in a little while



SIEMENS

fullSteam Plus: 120°C steam cooking Tender, healthy and faster

Thanks to the perfectly balanced combination of steam and heat, with fullSteam Plus, your food is actually prepared at up to 120°C and up to 50% faster than with fullSteam at 100°C.* At the same time, it preserves the fresh colours of your ingredients and retains up to 26% more nutrients than conventional cooking methods, as well as up to 8% more Vitamin C.**



* Steam Function Plus compared to 100°C steam, BSH laboratory test.
** Steam Function Plus compared to cooking in boiled water, University of Hohenheim test results 5/2022.

pulseSteam: Crispier and juicier with added water vapour

With three different levels of intensity the pulseSteam function lets you cook a wide range of dishes to perfection. Just add water vapour through automatic steam injection to the classic heating types. As the water evaporates off the surface of the food, it leaves it crispy on the outside and juicy on the inside. And since moisture is retained, it's also a handy way to heat up food.



Steam Boost Function: bake your own crispy bread thanks to individual shots of steam

Home-baked bread tastes best. And by adding a little steam during baking, it's even easier to succeed. Just activate the Steam Boost Function. As soon as the steam is hot enough, you can inject individual shots of steam as needed – for bread that's crisp outside and nice and fluffy inside.



Use a fraction of the time

Whenever you find yourself in a situation where you want to spend your time differently, but not necessarily cooking, varioSpeed allows you to.

varioSpeed: Prepare excellent dishes up to 50% faster

Twice as fast in combination: by additionally activating the integrated microwave to complement conventional heating methods, you can speed up the preparation of your dishes – always with the perfect quality you would expect. Save up to 50% of the time usually needed and use it at your own disposal.




coolStart – Eliminate preheating for frozen foods

With coolStart you can speed up the cooking of frozen food as there's no preheating needed – your dish will be done in the same number of minutes you see on the packaging. Both intelligent functions save you precious time when you need fast results.



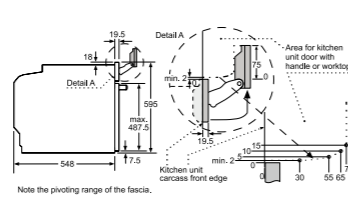
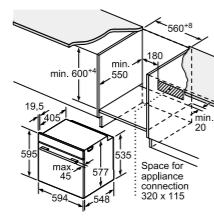
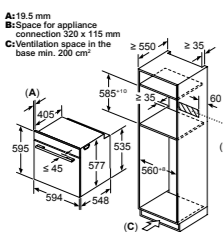
iQ700 oven series



Built-in oven with added steam and microwave function
HN978GQB1

Design	<ul style="list-style-type: none"> 6.8" TFT color and graphics display Touch control Camera in the oven dualLED light at cavity softMove door 	<ul style="list-style-type: none"> Quadruple glass cool touch door (30°C door temperature)[^] Integral cooling fan 5 shelf levels with 1 level telescopic rail Enamel oven interior
Features	<ul style="list-style-type: none"> Individual Browning roastingSensor Plus bakingSensor Plus activeClean[®] function and program activeClean[®] solid rails Drying function 	<ul style="list-style-type: none"> Automatic temperature proposal with actual temperature display Rapid heat function Descaling function Door contact switch Residual heat indicator
Programmes / Additional Features	<ul style="list-style-type: none"> 15 cooking methods <ul style="list-style-type: none"> 4D hotAir hotAir gentle Top and bottom heating Top and bottom heating gentle Bottom heat Hot air grilling Full width grill Half width grill Pizza setting (intensive hot air) Keep warm Plate warming Intensive heat Slow cooking coolStart Drying 2 steam cooking methods <ul style="list-style-type: none"> Reheat Dough proving 	<ul style="list-style-type: none"> 4 combination added steam and oven functions <ul style="list-style-type: none"> 4D hotAir Top and bottom heating Hot air grilling Keep warm 5 combination microwave and oven functions <ul style="list-style-type: none"> 4D hotAir Top and bottom heating Hot air grilling Full width grill Half width grill Microwave Steam boost Childproof lock Water tank empty indicator cookControl Pro
Technical Information	<ul style="list-style-type: none"> Capacity: 67L Grill output: 2.8kW (max.) Microwave output: 5 levels: 90W, 180W, 360W, 600W, 800W 	<ul style="list-style-type: none"> Heating temperature: 30°C - 300°C Total connected load: 3.6kW (20A single phase connection)
Appliance Dimensions (H x W x D)	595 x 594 x 548mm	
Cavity Dimensions (H x W x D)	357 x 480 x 392mm	
Supplied Accessories	<ul style="list-style-type: none"> 1 enamel baking tray 1 universal pan 	<ul style="list-style-type: none"> 1 combination grid
Country of Origin	Germany	
Expert Services	<ul style="list-style-type: none"> Product consultation with unlimited product hotline inquiry Kitchen planning consultation with pre-installation site measurement Professional installation 	
Recommended Retail Price	HK\$54,800	

[^] Measured at the middle of the window at 180°C oven temperature, after 1 hour on top and bottom heat.



If the appliance will be installed underneath a hob, the following worktop thicknesses (including substructure if necessary) must be taken into account

Hob type	min. worktop thickness
Induction hob	37 mm / 38 mm
Full surface Induction hob	47 mm / 48 mm
Gas hob	30 mm / 38 mm
Electric hob	27 mm / 30 mm

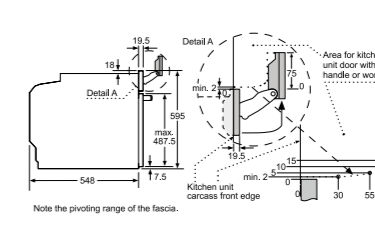
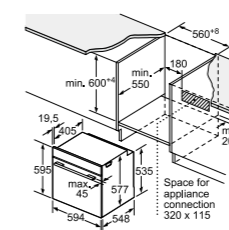
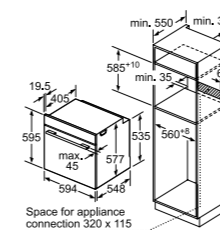
Measurements in mm



60cm Built-in combination steam oven
HS736G3B1

Design	<ul style="list-style-type: none"> 4.1" TFT color and graphics display Touch control softMove door Triple glass cool touch door (40°C door temperature)[^] 	<ul style="list-style-type: none"> Integral cooling fan 5 shelf levels Enamel oven interior LED light at cavity ceiling
Features	<ul style="list-style-type: none"> roastingSensor Plus ecoClean[®] Plus at back wall humidClean Plus Automatic temperature proposal with actual temperature display 	<ul style="list-style-type: none"> Drying function Rapid heat function Descaling function Door contact switch Residual heat indicator
Programmes / Additional Features	<ul style="list-style-type: none"> 13 cooking methods <ul style="list-style-type: none"> 4D hotAir hotAir gentle Top and bottom heating Top and bottom heating gentle Bottom heat Hot air grilling Full width grill Half width grill Pizza setting (intensive hot air) Keep warm Plate warming Slow cooking coolStart 	<ul style="list-style-type: none"> 4 steam cooking methods <ul style="list-style-type: none"> fullSteam Plus (up to 120°C steam) Defrost Reheat Dough proving 4 combination steam and oven functions <ul style="list-style-type: none"> 4D hotAir Top and bottom heating Hot air grilling Keep warm Steam boost Childproof lock Water tank empty indicator cookControl Pro
Technical Information	<ul style="list-style-type: none"> Capacity: 71L Water tank capacity: 1L Grill output: 2.8kW (max.) 	<ul style="list-style-type: none"> Heating temperature: 30°C - 250°C Heating temperature: Steam 30°C - 120°C Total connected load: 3.6kW (20A single phase connection)
Appliance Dimensions (H x W x D)	595 x 594 x 548mm	
Cavity Dimensions (H x W x D)	355 x 480 x 415mm	
Supplied Accessories	<ul style="list-style-type: none"> 1 small steam cooking container (solid) 1 small steam cooking container (perforated) 1 large steam cooking container (perforated) 	<ul style="list-style-type: none"> 1 enamel baking tray 1 universal pan 1 grid
Country of Origin	Germany	
Expert Services	<ul style="list-style-type: none"> Product consultation with unlimited product hotline inquiry Kitchen planning consultation with pre-installation site measurement Professional installation 	
Recommended Retail Price	HK\$43,800	

[^] Measured at the middle of the window at 180°C oven temperature, after 1 hour on top and bottom heat.

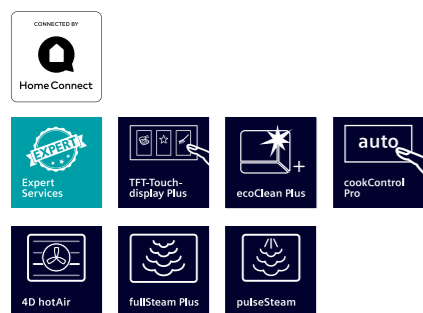


If the appliance will be installed underneath a hob, the following worktop thicknesses (including substructure if necessary) must be taken into account

Hob type	min. worktop thickness
Induction hob	37 mm / 38 mm
Full surface Induction hob	47 mm / 48 mm
Gas hob	30 mm / 38 mm
Electric hob	27 mm / 30 mm

Measurements in mm

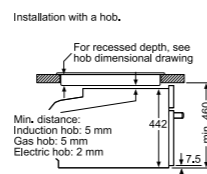
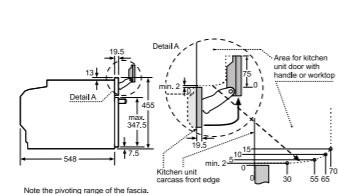
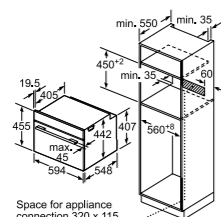
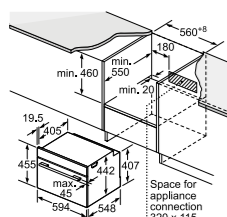
iQ700 oven series



45cm Built-in combination steam oven CS736G1B1


Design	<ul style="list-style-type: none"> 4.1" TFT color and graphics display Touch control softMove door Triple glass cool touch door (40°C door temperature)* 	<ul style="list-style-type: none"> Integral cooling fan 3 shelf levels Enamel oven interior LED light at cavity ceiling
Features	<ul style="list-style-type: none"> ecoClean® Plus at back wall humidClean Plus Automatic temperature proposal with actual temperature display Drying function 	<ul style="list-style-type: none"> Rapid heat function Descaling function Door contact switch Residual heat indicator
Programmes / Additional Features	<ul style="list-style-type: none"> 13 cooking methods <ul style="list-style-type: none"> - 4D hotAir - hotAir gentle - Top and bottom heating - Top and bottom heating gentle - Bottom heat - Hot air grilling - Full width grill - Half width grill - Pizza setting (intensive hot air) - Keep warm - Plate warming - Slow cooking - coolStart 	<ul style="list-style-type: none"> 4 steam cooking methods <ul style="list-style-type: none"> - fullSteam Plus (up to 120°C steam) - Defrost - Reheat - Dough proving 4 combination steam and oven functions <ul style="list-style-type: none"> - 4D hotAir - Top and bottom heating - Hot air grilling - Keep warm - Steam boost - Childproof lock - Water tank empty indicator - cookControl Pro
Technical Information	<ul style="list-style-type: none"> Capacity: 47L Water tank capacity: 1L Grill output: 2.8kW (max.) 	<ul style="list-style-type: none"> Heating temperature: 30°C - 250°C Heating temperature: Steam 30°C - 120°C Total connected load: 3.3kW (20A single phase connection)
Appliance Dimensions (H x W x D)	455 x 594 x 548mm	
Cavity Dimensions (H x W x D)	235 x 480 x 415mm	
Supplied Accessories	<ul style="list-style-type: none"> 1 small steam cooking container (solid) 1 small steam cooking container (perforated) 1 large steam cooking container (perforated) 	<ul style="list-style-type: none"> 1 universal pan 1 grid
Country of Origin	Germany	
Expert Services	<ul style="list-style-type: none"> Product consultation with unlimited product hotline inquiry Kitchen planning consultation with pre-installation site measurement Professional installation 	
Recommended Retail Price	HK\$36,800	

* Measured at the middle of the window at 180°C oven temperature, after 1 hour on top and bottom heat.



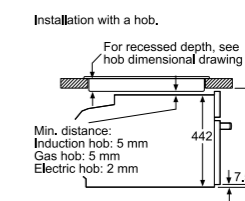
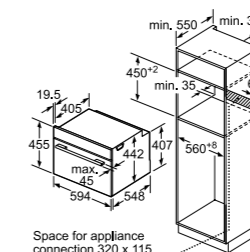
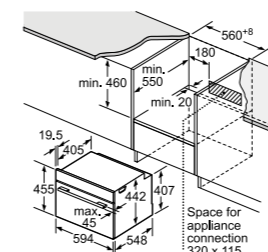
If the compact appliance will be installed underneath a hob, the following worktop thicknesses (including substructure if necessary) must be taken into account.

Hob type	min. worktop thickness
induction hob	42 mm
Full surface induction hob	52 mm
Gas hob	32 mm
Electric hob	32 mm



Built-in steam oven CD714GXB1


Design	<ul style="list-style-type: none"> 3.7" TFT color and graphics display Touch control softMove door Double glass cool touch door (40°C door temperature) Integral cooling fan 3 shelf levels Stainless steel interior LED light at cavity ceiling
Features	<ul style="list-style-type: none"> Automatic temperature proposal with actual temperature display Descaling function Door contact switch
Programmes / Additional Features	<ul style="list-style-type: none"> 4 cooking methods <ul style="list-style-type: none"> - Steam - Defrost - Reheat - Dough proving Childproof lock Water tank empty indicator cookControl Plus
Technical Information	<ul style="list-style-type: none"> Capacity: 38L Water tank capacity: 1.3L Heating temperature: 30°C - 100°C Total connected load: 1.75kW (13A)
Appliance Dimensions (H x W x D)	455 x 594 x 548mm
Cavity Dimensions (H x W x D)	265 x 325 x 439mm
Supplied Accessories	<ul style="list-style-type: none"> 1 large steam cooking container (solid) 1 large steam cooking container (perforated) 1 sponge
Country of Origin	France
Expert Services	<ul style="list-style-type: none"> Product consultation with unlimited product hotline inquiry Kitchen planning consultation with pre-installation site measurement Professional installation
Recommended Retail Price	HK\$27,800



If the compact appliance will be installed underneath a hob, the following worktop thicknesses (including substructure if necessary) must be taken into account.

Hob type	min. worktop thickness	
	flush	flush
Induction hob	42 mm	43 mm
Full surface induction hob	52 mm	53 mm
Gas hob	32 mm	43 mm
Electric hob	32 mm	35 mm

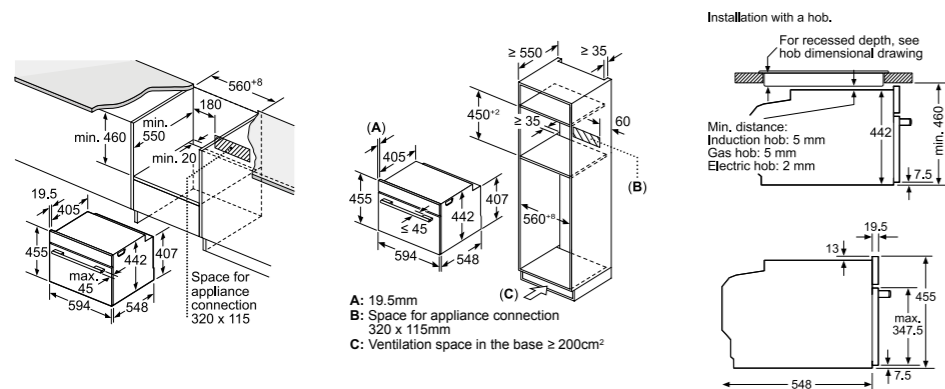
iQ700 oven series



Built-in oven with microwave CM724G1B1B

Design	<ul style="list-style-type: none"> 3.7" TFT color and graphics display Touch control softMove door Triple glass cool touch door (40°C door temperature)* 	<ul style="list-style-type: none"> Integral cooling fan 3 shelf levels Enamel oven interior LED light at cavity ceiling
Features	<ul style="list-style-type: none"> humidClean Plus Automatics temperature proposal with actual temperature display Drying function 	<ul style="list-style-type: none"> Rapid heat function Door contact switch Residual heat indicator
Programmes / Additional Features	<ul style="list-style-type: none"> 9 cooking methods <ul style="list-style-type: none"> Circulating air hotAir gentle Top and bottom heating Top and bottom heating gentle Bottom heat Hot air grilling Full width grill Half width grill Plate warming 	<ul style="list-style-type: none"> 5 combination microwave and oven functions <ul style="list-style-type: none"> Circulating air Top and bottom heating Hot air grilling Full width grill Half width grill Microwave Childproof lock cookControl Pro
Technical Information	<ul style="list-style-type: none"> Capacity: 45L Grill output: 2.8kW (max.) Microwave output: 5 levels: 90W, 180W, 360W, 600W, 900W Heating temperature: 30°C - 230°C Total connected load: 3.6kW (20A single phase connection) 	
Appliance Dimensions (H x W x D)	455 x 594 x 548mm	
Cavity Dimensions (H x W x D)	237 x 480 x 392mm	
Supplied Accessories	<ul style="list-style-type: none"> 1 combination grid 1 universal pan 	
Country of Origin	Germany	
Expert Services	<ul style="list-style-type: none"> Product consultation with unlimited product hotline inquiry Kitchen planning consultation with pre-installation site measurement Professional installation 	
Recommended Retail Price	HK\$35,800	

* Measured at the middle of the window at 180°C oven temperature, after 1 hour on top and bottom heat.



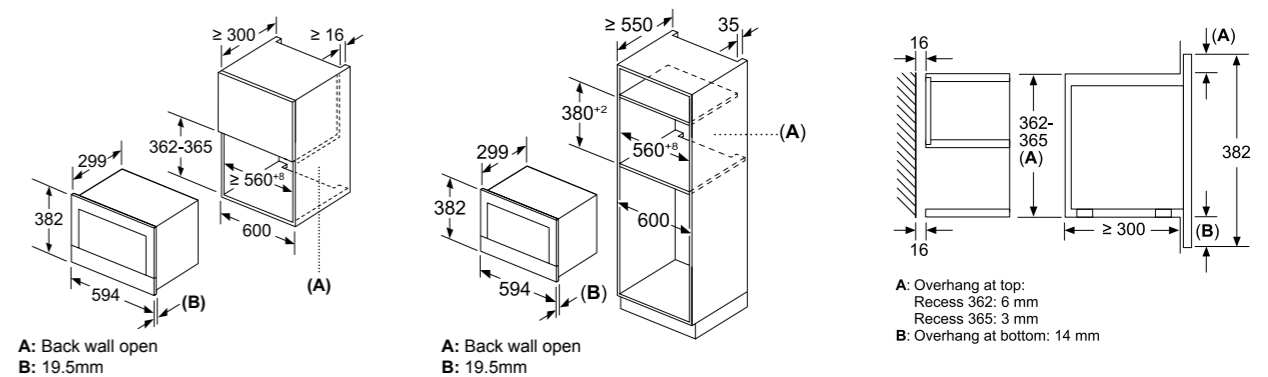
If the compact appliance will be installed underneath a hob, the following worktop thicknesses (including substructure if necessary) must be taken into account.

Hob type	min. worktop thickness	
	fitting	flush
Induction hob	42 mm	43 mm
Full surface Induction hob	52 mm	53 mm
Gas hob	32 mm	43 mm
Electric hob	32 mm	35 mm

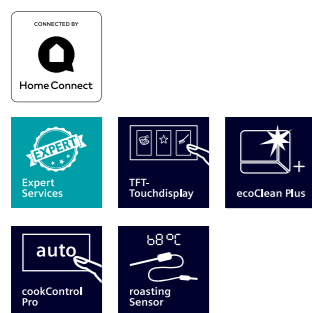


Built-in microwave oven with grill BE732L1B1B

Design	<ul style="list-style-type: none"> 3.7" TFT color and graphics display Touch control Stainless steel interior LED light on the right side of the cavity Left-hinged Can be installed in wall unit
Features	<ul style="list-style-type: none"> humidClean Plus Cleaning help - catalytic cleaning at cavity ceiling Rapid start function Automatic weight control
Programmes / Additional Features	<ul style="list-style-type: none"> 2 cooking methods <ul style="list-style-type: none"> Microwave Grill Microwave and grill combination 10 automatic cooking programmes Time setting, up to 90 minutes Childproof lock
Technical Information	<ul style="list-style-type: none"> Capacity: 21L Grill output: 1.3kW (max.) Microwave output: 5 levels: 90W, 180W, 360W, 600W, 900W Total connected load: 1.99kW (13A)
Appliance Dimensions (H x W x D)	382 x 594 x 318mm
Cavity Dimensions (H x W x D)	230 x 350 x 270mm
Supplied Accessories	<ul style="list-style-type: none"> 1 glass pan 1 grid
Country of Origin	United Kingdom
Expert Services	<ul style="list-style-type: none"> Product consultation with unlimited product hotline inquiry Kitchen planning consultation with pre-installation site measurement Professional installation
Recommended Retail Price	HK\$12,800



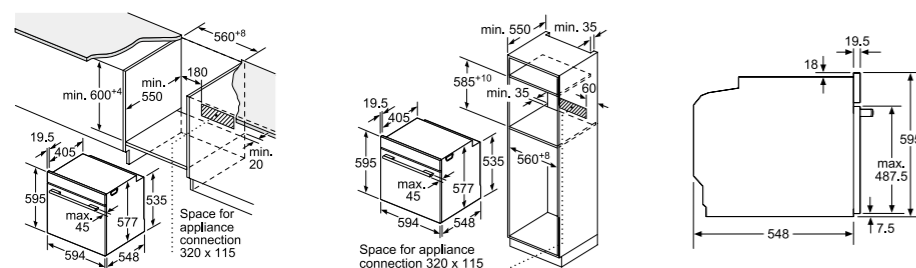
iQ700 oven series



Built-in oven
HB734G2B1

Design	<ul style="list-style-type: none"> 3.7" TFT color and graphics display Touch control softMove door Triple glass cool touch door (40°C door temperature)[^] 	<ul style="list-style-type: none"> Integral cooling fan 5 shelf levels Enamel oven interior Interior lighting
Features	<ul style="list-style-type: none"> roastingSensor ecoClean® Plus at back wall humidClean Plus Automatic temperature proposal with actual temperature display 	<ul style="list-style-type: none"> Rapid heat function Door contact switch Residual heat indicator
Programmes / Additional Features	<ul style="list-style-type: none"> 13 cooking methods <ul style="list-style-type: none"> - 3D hotAir - hotAir gentle - Top and bottom heating - Top and bottom heating gentle - Bottom heat - Hot air grilling - Full width grill 	<ul style="list-style-type: none"> - Half width grill - Pizza setting (intensive hot air) - Keep warm - Plate warming - Slow cooking - coolStart Childproof lock cookControl Pro
Technical Information	<ul style="list-style-type: none"> Capacity: 71L Grill output: 2.8kW (max.) Heating temperature: 30°C - 300°C Total connected load: 3.6kW (20A single phase connection) 	
Appliance Dimensions (H x W x D)	595 x 594 x 548mm	
Cavity Dimensions (H x W x D)	357 x 480 x 415mm	
Supplied Accessories	<ul style="list-style-type: none"> 1 enamel baking tray 1 universal pan 1 combination grid 	
Country of Origin	Germany	
Expert Services	<ul style="list-style-type: none"> Product consultation with unlimited product hotline inquiry Kitchen planning consultation with pre-installation site measurement Professional installation 	
Recommended Retail Price	HK\$26,800	

[^] Measured at the middle of the window at 180°C oven temperature, after 1 hour on top and bottom heat.



If the appliance will be installed underneath a hob, the following worktop thicknesses (including substructure if necessary) must be taken into account.

Hob type	min. worktop thickness	
	flush	flush
Induction hob	37 mm	38 mm
Full surface Induction hob	47 mm	48 mm
Gas hob	30 mm	38 mm
Electric hob	27 mm	30 mm

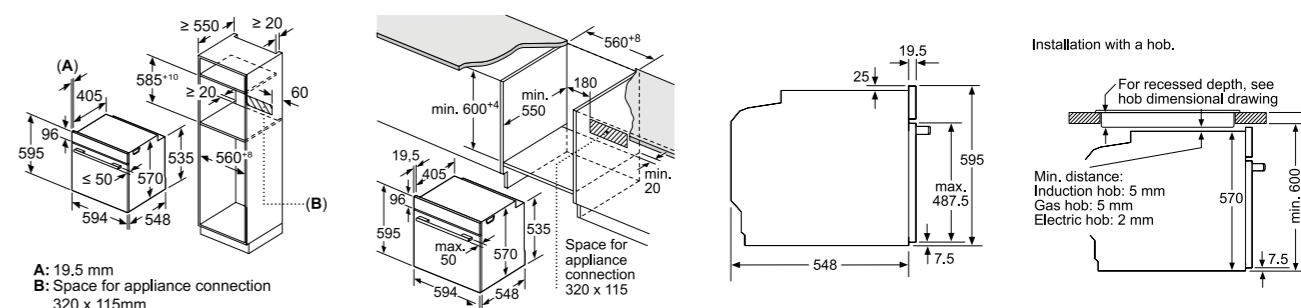
iQ500 oven series



Built-in oven
HB578G5S6B

Design	<ul style="list-style-type: none"> LCD Text display Rotary knob control softMove door Quadruple glass cool touch door (30°C door temperature)[^] 	<ul style="list-style-type: none"> Integral cooling fan 5 shelf levels with 1 varioClip Enamel oven interior Interior lighting
Features	<ul style="list-style-type: none"> roastingSensor activeClean® function and program Self-cleaning function Automatic temperature proposal with actual temperature display 	<ul style="list-style-type: none"> Rapid heat function Door contact switch Residual heat indicator
Programmes / Additional Features	<ul style="list-style-type: none"> 8 cooking methods <ul style="list-style-type: none"> - 3D hotAir - hotAir eco - Top and bottom heating - Hot air grilling - Full width grill - Pizza setting (intensive hot air) - Slow cooking - coolStart 	<ul style="list-style-type: none"> Childproof lock cookControl 30 (30 automatic programmes)
Technical Information	<ul style="list-style-type: none"> Capacity: 71L Grill output: 2.8kW (max.) Heating temperature: 30°C - 275°C Total connected load: 3.6kW (20A single phase connection) 	
Appliance Dimensions (H x W x D)	595 x 594 x 548mm	
Cavity Dimensions (H x W x D)	357 x 480 x 415mm	
Supplied Accessories	<ul style="list-style-type: none"> 2 combination grids 1 universal pan 	
Country of Origin	Spain	
Expert Services	<ul style="list-style-type: none"> Product consultation with unlimited product hotline inquiry Kitchen planning consultation with pre-installation site measurement Professional installation 	
Recommended Retail Price	HK\$19,800	

[^] Measured at the middle of the window at 180°C oven temperature, after 1 hour on top and bottom heat.



A: 19.5 mm
B: Space for appliance connection 320 x 115mm

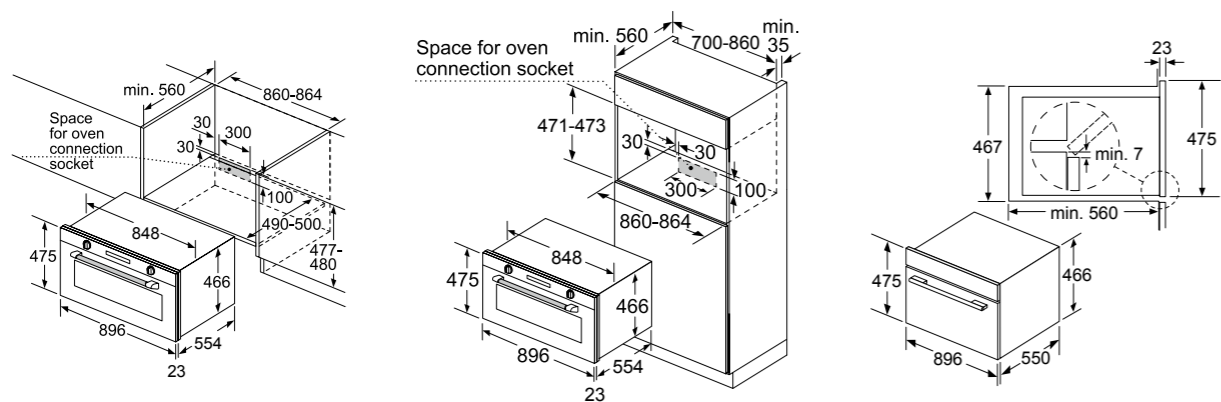
iQ500 oven series



90cm built-in oven
VB558C0S0

Design	<ul style="list-style-type: none"> LCD Text display Rotary knobs with touch control Triple glass cool touch door (40°C door temperature)* 	<ul style="list-style-type: none"> Integral cooling fan 4 shelf levels with 1 level telescopic rail Enamel oven interior Interior lighting
Features	<ul style="list-style-type: none"> Catalytic cleaning (side and back walls) Rapid heat function Door contact switch Residual heat indicator 	
Programmes / Additional Features	<ul style="list-style-type: none"> 10 cooking methods <ul style="list-style-type: none"> 3D hotAir Top and bottom heating Top and bottom heating eco Bottom heat Hot air grilling 	<ul style="list-style-type: none"> Full width grill Half width grill Pizza setting (intensive hot air) Circulating air Defrost Childproof lock
Technical Information	<ul style="list-style-type: none"> Capacity: 85L[#] Grill output: 2.9kW (max.) Heating temperature: 50°C - 280°C Total connected load: 3.1kW (20A single phase connection) 	
Appliance Dimensions (H x W x D)	475 x 896 x 572mm	
Cavity Dimensions (H x W x D)	282 x 724 x 417mm	
Supplied Accessories	<ul style="list-style-type: none"> 1 enamel baking tray 1 combination grid 1 universal pan 	
Country of Origin	Italy	
Expert Services	<ul style="list-style-type: none"> Product consultation with unlimited product hotline inquiry Kitchen planning consultation with pre-installation site measurement Professional installation 	
Recommended Retail Price	HK\$33,800	

* Measured at the middle of the window at 180°C oven temperature, after 1 hour on top and bottom heat.
[#] Measured in accordance with EN 50304:2009



Measurements in mm

Multiple talents.
All aligned in one
unique design





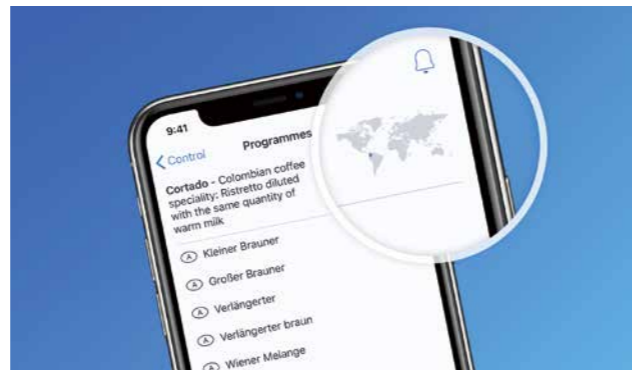
The iQ700 Coffee Centre.



aromaDouble Shot:

For extra-strong coffee and great aroma

Our aromaDouble Shot function is a double grinding and brewing process designed to create the very best aroma. The shorter extraction time prevents bitter aftertaste, to guarantee that only the best of the beans get into your cup ideal for brewing a lot of coffee with the most intense aroma.



Home Connect:

Perfectly connected to your espresso machine

Control your fully automatic espresso machine with any smart device. And discover the exclusive world of the Home Connect App. For example coffeeWorld, offers a variety of international coffee specialities.



ceramDrive: Finely ground beans for a fuller flavor.
The high-quality ceramic grinder grinds coffee beans to a particularly even consistency, allowing all the different flavours to develop, for an exceptionally aromatic coffee experience. Since ceramics are virtually non-wearing, long-lasting enjoyment of premium-quality coffee is guaranteed.



coffeeSensor System: Making the most of every coffee bean.
Different varieties of beans have differing characteristics, like size, moisture and oil content. The intelligent coffeeSensor System grinder automatically adapts grinding time to the bean variety being ground, so you always get the perfect quantity for your preferred coffee strength.



oneTouch DoubleCup:

A drink with a touch, or two at once.

No matter which coffee specialities you choose – whether a strong espresso, creamy cappuccino or a latte macchiato: With oneTouch DoubleCup your beverage is prepared with just a touch of a button – it's as easy as that. And even better: you can get two cups at once.



autoMilk Clean:

Auto cleaning of the entire milk system.

Making really good, aromatic coffee specialities is a delight – cleaning the milk system not so much. So Siemens developed the autoMilk Clean function. This fully automatic steam cleaning process operates after every drink, allowing you to simply sit back and enjoy a great cup of coffee.

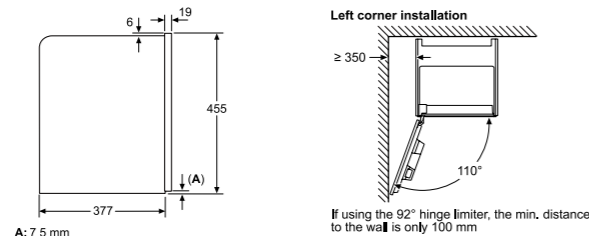
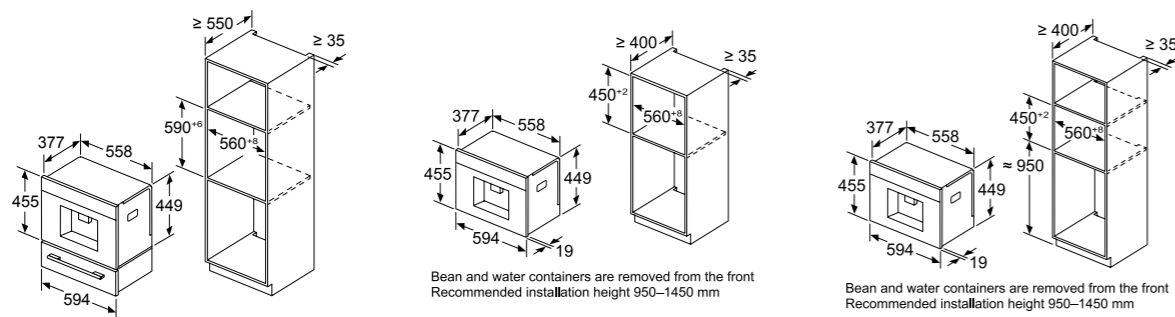


Coffee centre



Built-In Fully Automatic Coffee Machine CT718L1B0

Flavour	<ul style="list-style-type: none"> • up to 29 different coffee specialties (within appliance and Home Connect app) • warm milk, milk froth and hot water function • aromaSelect – 3 different aroma profiles (mild-balanced-distinctive) • adjustable milk ratio for classic milk-mix beverages • intelligent strength adjustment – adaptive coffee management based on strength and size • aromaDouble Shot – less bitterness in large beverages due to two brewing processes
Convenience	<ul style="list-style-type: none"> • TFT-Touchdisplay Pro - 6.8" TFT- color display with touch and slide functionality • Favorites: save up to 30 personalised beverages • height adjustable beverage outlet (up to 15 cm high glasses) • oneTouch DoubleCup – get two cups at the touch of a button • 2.4L removable water tank
Performance	<ul style="list-style-type: none"> • silentCeram Drive – high-quality grinder made of wear-resistant ceramic • water pump with 19 bar pressure
Hygiene	<ul style="list-style-type: none"> • autoMilk Clean – automatic steam cleaning after every drink • calc'nClean – combined descaling and cleaning program for less effort • removable brewing unit – for easy and hygienic cleaning • dishwasher-proof: beverage outlet, drip tray and drip pans • automatic reminder for cleaning, descaling or water filter change
Appliance Dimensions (H x W x D)	455 x 594 x 385mm
Supplied Accessories	<ul style="list-style-type: none"> • 1 assembly screws • 1 milk container • 1 test strip • 1 connection hose for milk frother • 1 x milk pipe • 1 x welcome-Box
Country of Origin	Slovenia
Expert Services	<ul style="list-style-type: none"> • Product consultation with unlimited product hotline inquiry • Kitchen planning consultation with pre-installation site measurement • Professional installation
Recommended Retail Price	HK\$43,800



Warming drawers are more than just drawers



Warming drawers can now be used daily for cooking; and no longer just, as in the past, for heating plates and cups. From slow cooking of a piece of meat to yoghurt making, you can always prepare a precise and excellent result with multifunctional warming drawers.

Depending on what you want the drawer to do, the temperatures adjustable from 30°C to 80°C. In addition to the 5 essential programmes that can be directly selected via the user interface, further 16 programmes can be selected via the Home Connect app. One can be saved as a favourite and then started directly on the multifunctional warming drawer. The fully extendable push&pull warming drawer allows easy access to the contents and can accommodate up to 25kg.



Intelligently connected. Beautifully combined
Cook your dishes to perfection in your smart oven or compact oven – and keep them warm in the warming drawer. Or serve them directly on preheated plates. Siemens built-in appliances are designed so that a warming drawer can be aligned below to appear integral to the unit. This is particularly useful when you have built-in side-by-side appliances of different height. The seamless fit of warming drawer provides a uniform appearance to both appliances and is pleasing to eyes.

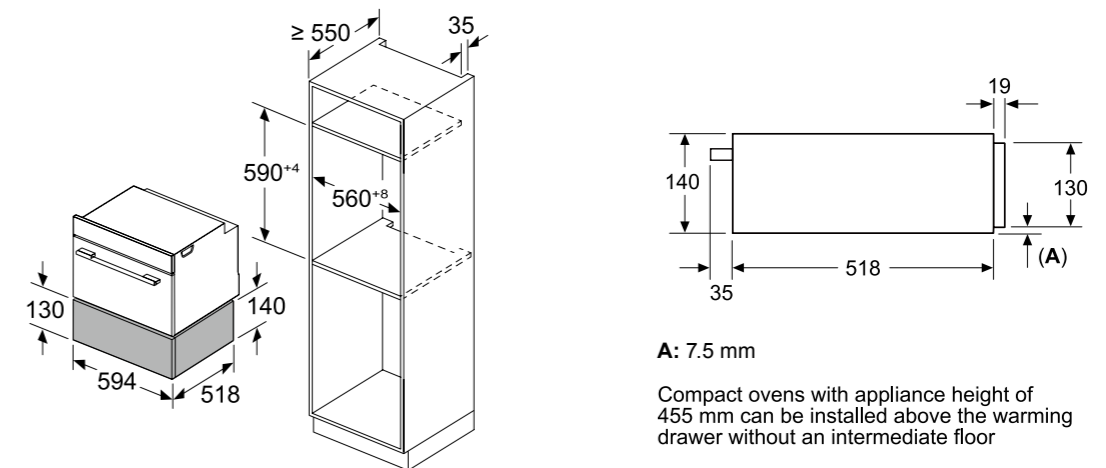



Warming drawer



14cm Built-in warming drawer BI710C1B1W

Design	<ul style="list-style-type: none"> • Touch control • Heating plate made of toughened glass • Fully extendable pull out telescopic rail • Handle-free "Press-and-Pull" open door
Features	<ul style="list-style-type: none"> • Can be used for: <ul style="list-style-type: none"> - Dough proving - Defrost - Keep warm - Pre-warming utensils - Slow cooking
Technical Information	<ul style="list-style-type: none"> • Capacity: 20L • Loading: 25kg max. • Maximum loading: 12 plates or 64 espresso cups • Temperature control in 6 levels: ca. 30°C - 80°C (glass surface temperature) • Total connected load: 0.82kW (13A)
Appliance Dimensions (H x W x D)	140 x 594 x 518mm
Cavity Dimensions (H x W x D)	91 x 547 x 410mm
Country of Origin	France
Expert Services	<ul style="list-style-type: none"> • Product consultation with unlimited product hotline inquiry • Kitchen planning consultation with pre-installation site measurement • Professional installation
Recommended Retail Price	HK\$12,800





Create a design statement in your kitchen to work in harmony with other Siemens Home Appliances. With hob options including distinctive black glass, intelligent sensors and advanced technology, there are a range of styles, sizes and cooking types to suit your needs and kitchen design.

Hob

Ignite your inspiration

With intelligent technology, elegant design aesthetic and practical yet impressive functionality, Siemens hobs bring excitement and ease when creating dishes.



Induction cooking is recognized as being one of the quickest, safest and most efficient methods of cooking available.

When a pan with a ferrous or magnetic metal base is placed on the hob, the coil situated below the ceramic surface uses an electromagnetic field to create heat, almost instantly heating the pan. With only the base of the pan heated, the cooking zones stays cooler.



More efficient


The energy that induction generates travels straight to your pot and heats its contents, meaning that virtually no energy is wasted. As the heat arrives so quickly, you will use less energy than a conventional hob. Induction helps you to lower your carbon footprint and reduces your utility bills. You can even monitor the power used after each cooking session through our energy consumption feature.



So flexible



Siemens flexinduction hobs are a must for diverse cooking. The cooking area can be tailored to your needs, enabling you to use as a traditional induction hob with separate zones, or link zones together for larger cooking pans. The extended cooking surface can accommodate multiple pans of any size, placed anywhere on the surface at the same time.



Excellent heat distribution

The innovative elongated shape of the inductors means that larger pans enjoy more evenly distributed heat, which means your dish will be beautifully and evenly cooked.

Infinite possibilities

With flexInduction Plus, the cooking zones automatically adapt to the sizes of your pots and pans regardless of shape. If one cooking zone is not sufficient, additional inductors are automatically added to ensure the heat is evenly applied at all times.



It's time to define




Total control for frying

The integrated fryingSensor Plus gives you full prevision when frying by precisely measures and maintains the temperature in the pan as soon as the ideal frying temperature has been reached, sparing you the trouble of making adjustments.




Makes cooking easier and ensures vegetables stay firm, fish and meat are cooked just right. Just select the programme you want, wait for the signal, add oil to the pan – and then fry at the ideal temperature. fryingSensor Plus takes control.



Memorise the setting

flexMotion remembers the heat settings for individual pieces of cookware, so you can move them freely across the hob – the temperature on the new cooking zone automatically adapts.



Move and adapts

powerMove Plus enables intuitive control by splitting the hob into 3 different heating zones. From roasting at highest temperatures (level 9) in the front to keeping meals warm (level 1) at the back – each zone is activated by simply placing the cookware on it.



Speed. Power. Efficiency

powerBoost increases power by up to 50%. This can save up to 35% of the time it takes to heat up pots or cook large quantities depending on the chosen dish.

panBoost enables you to heat cookware faster than using heat setting 9. After 30 seconds, this function automatically switches off and reverts back to power level 9.

Minimum fuss, maximum safety

Easier to clean and safer to use as heat is only transferred from the inductors to the cookware directly. Spillages are less likely to burn on, and there is normally no need to wait for the glass to cool down before simply wiping it over with a cloth. In addition, the control panel wide protection lock helps by locking the panel for 35 seconds to ensure no alterations are made. A safety lock can be activated to ensure the hob is not switched on accidentally.



a new way of cooking.



A perfect blend of precision and art.

Cook your own way.

Domino or faceted design cooktops to create a bespoke cooking area.



The modular domino hobs give you the freedom to design your own cooking center. Use Siemens domino range to prepare different cuisines to suit different cultures. Available for choice, is a combination of built-in gas and induction. They can be built-in separately, combined together or linked to a full size induction and gas hobs of the same styling.



For additional cooking flexibility, flexInduction hobs are complemented by the finest apparatus.




So intuitive. So precise.

Create endless cuisine possibilities with 17 power levels that can be controlled by simply gliding your finger along our dual lightSlider on a scale from 1 to 9. Completely invisible when switched off.



Black glass finish.

Our stunning induction hobs feature a black glass finish and bold displays. Our stylish collection mimicks the aesthetic of our built-in ovens and microwaves so your kitchen appliances can truly complement one another.




Griddle pan

Converts your induction cooktop into a grill, maintaining an even heat, perfect for frying steak or for roasting meat, fish and vegetables.



Teppan Yaki

Heating extremely quickly, requires little oil, making it great for cooking healthy stir-fry.



Roasting dish with steamer

This multipurpose roaster is a must when cooking for a crowd. A removable steamer insert is available for compliment this roaster and perfect for steaming vegetables.

Tradition meets innovation



Siemens gas hobs provide enjoyment in cooking like a pro. Our models feature beautiful and durable black ceramic glass hob bases, with cast iron pan supports for a contemporary look.

They are designed to coordinate with other appliances in the iQ700 range, and can be combined seamlessly with iQ700 domino hobs. Low profile, single piece burners on the glass complete the sleek appearance.

Introducing the ground-breaking innovation in gas hobs: stepFlame.

Offering 9 precise power levels to give you the control of a gas hob. No more leaning over to check the flame size, no more hoping that is at the right heat level. All this guesswork has been removed from cooking with gas. From now on, whatever level you choose – you'll get consistent and reliable results every time.



Glamorous yet practical



Cast iron

Cast iron pan supports are designed to withstand even the heaviest of pots and pans and provide a sleek finish to each hob. All can be removed for easier cleaning and they are dishwasher safe.



Dishwasher proof

All pan supports are treated with a special coating which resists discolouration and the damaging effects of a dishwasher.



Wok burner

Deliver up to 6.0kW of power for high speed cooking while they can also be turned down to just 0.3kW – perfect for simmering. For the ultimate in flexibility, our 6.1kW and 5.0kW burners are dual control – the inner and outer flame rings can be adjusted independently via a single control.


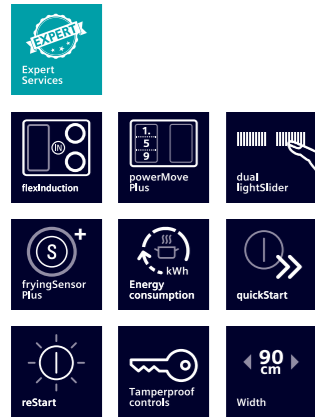


Power level Display with residual heat indicator*

Feature an LED display which clearly shows the power level you have selected at a glance. For added safety, the LED display also shows whether there is any residual heat from the hob indicated by a capital "H" for hot and a lower case "h" for warm.

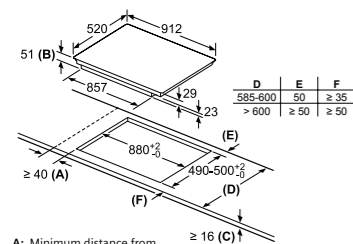
*for LPG gas hobs only.

Induction Hob

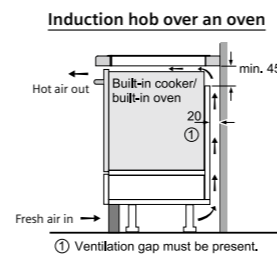
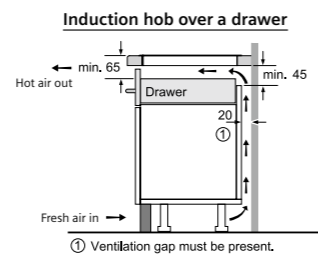
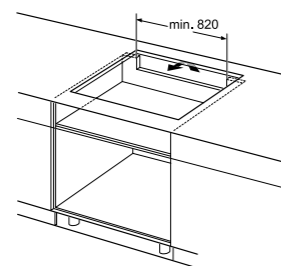


iQ700 flexInduction hob 90cm
EX975LXC1E

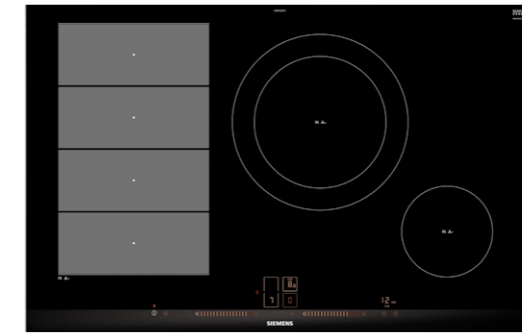

Design	<ul style="list-style-type: none"> Ceramic glass with stainless steel side trims Enable you to design your own kitchen using various kinds of hobs dual lightSlider symControl
Features	<ul style="list-style-type: none"> 3 flexInduction cooking zones 5 conventional cooking zones available 17 levels power setting powerMove Plus powerBoost for all cooking zones panBoost fryingSensor Plus for all cooking zones Automatic pan recognition quickStart reStart Energy consumption display Stopwatch Kitchen timer Shut off timer Safety time switch off Residual heat indicator for each zone Wipe protection lock Childproof lock
Technical Information	<ul style="list-style-type: none"> Cooking zone output and dimension: <ul style="list-style-type: none"> Left: 3.3kW / 3.7kW (powerBoost), 400 x 240mm; Middle: 2.6kW / 3.7kW (powerBoost), 300 x 240mm; Right: 3.3kW / 3.7kW (powerBoost), 400 x 240mm Total connected load: 11.1kW (220V / 40A* single phase or 380V / 20A three-phase connection) *comply with international safety standard IEC 60335-2-6
Appliance Dimensions (H x W x D)	51* x 912 x 520mm *exclude glass thickness
Cut out Dimensions (W x D)	880 x 490-500mm
Min. Thickness of Worktop	16mm
Min. Ventilation Space	<ul style="list-style-type: none"> 20mm from back of the cabinet to the wall Ventilation space 820 x 45mm on back of the cabinet Gap between induction hob and underneath oven/drawer must be present
Optional Accessories	<ul style="list-style-type: none"> Connecting strip (HZ394301) Griddle Plate (HZ390522) Teppan Yaki (HZ390512) Stainless steel roaster with steaming rack (HZ390011, HZ390012)
Country of Origin	Spain
Expert Services	<ul style="list-style-type: none"> Product consultation with unlimited product hotline inquiry Kitchen planning consultation with pre-installation site measurement Professional installation
Recommended Retail Price	HK\$39,800



A: Minimum distance from the hob cut-out to the wall.
 B: Recessed depth.
 C: The clearance between the surface of the worktop and the top of the front of the oven must be 30 mm. See space requirements for the oven.
 The worktop into which the hob is installed must withstand loads of approx. 60 kg; suitable substructures must be used if required.



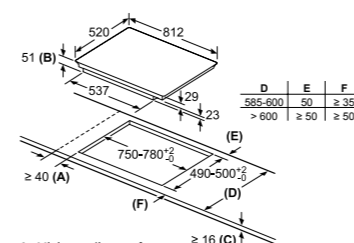
For Domino combination installation, refer to Page 62.
 Please reserve buffer due to possible uneven cut-out rim.
 Measurements in mm



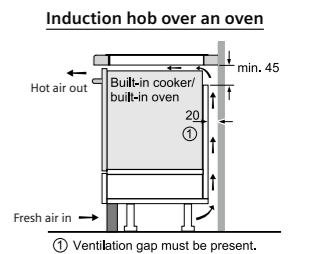
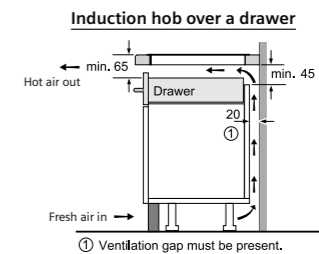
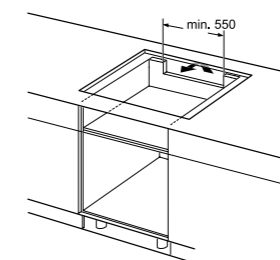
iQ700 flexInduction hob 80cm
EX875LEC1E

* While stocks last

Design	<ul style="list-style-type: none"> Ceramic glass with stainless steel side trims Enable you to design your own kitchen using various kinds of hobs dual lightSlider symControl
Features	<ul style="list-style-type: none"> 1 flexInduction cooking zone 1 dualZone and 1 ring zone 4 conventional cooking zones available 17 levels power setting powerMove Plus powerBoost for all cooking zones panBoost fryingSensor Plus for all cooking zones Automatic pan recognition quickStart reStart Energy consumption display Stopwatch Kitchen timer Switch off timer Safety time switch off Residual heat indicator for each zone Wipe protection lock Childproof lock
Technical Information	<ul style="list-style-type: none"> Cooking zone output and dimension: <ul style="list-style-type: none"> Left: 3.3kW / 3.7kW (powerBoost), 400 x 240mm; Middle: 2.6kW / 3.7kW (powerBoost), Ø 280mm; Right: 1.4kW / 2.2kW (powerBoost), Ø 145mm. Total connected load: 7.4kW (220V / 40A single phase or 380V / 20A three-phase connection)
Appliance Dimensions (H x W x D)	51* x 812 x 520mm *exclude glass thickness
Cut out Dimensions (W x D)	750-780 x 490-500mm
Min. Thickness of Worktop	16mm
Min. Ventilation Space	<ul style="list-style-type: none"> 20mm from back of the cabinet to the wall Ventilation space 550 x 45mm on back of the cabinet Gap between induction hob and underneath oven/drawer must be present
Optional Accessories	<ul style="list-style-type: none"> Connecting strip (HZ394301) Griddle Plate (HZ390522) Teppan Yaki (HZ390512) Stainless steel roaster with steaming rack (HZ390011, HZ390012)
Country of Origin	Spain
Expert Services	<ul style="list-style-type: none"> Product consultation with unlimited product hotline inquiry Kitchen planning consultation with pre-installation site measurement Professional installation
Recommended Retail Price	HK\$34,800


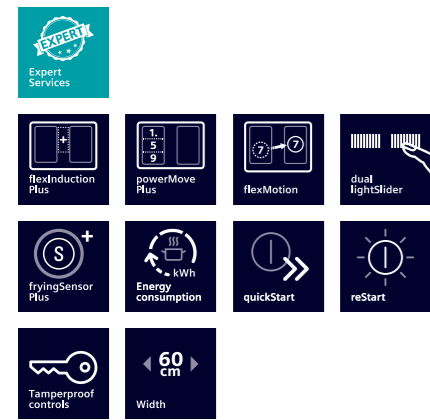


A: Minimum distance from the hob cut-out to the wall.
 B: Recessed depth.
 C: The clearance between the surface of the worktop and the top of the front of the oven must be 30 mm. See space requirements for the oven.
 The worktop into which the hob is installed must withstand loads of approx. 60 kg; suitable substructures must be used if required.



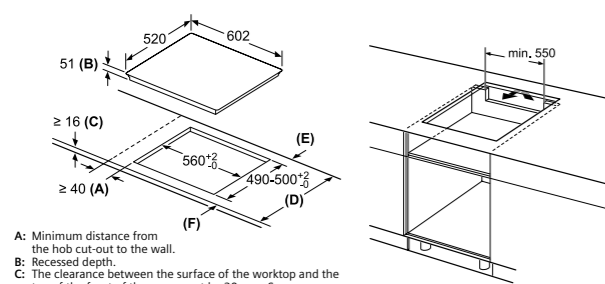
For Domino combination installation, refer to Page 62.
 Please reserve buffer due to possible uneven cut-out rim.
 Measurements in mm

Induction Hob



iQ700 flexInduction Plus hob 60cm
EX675LYC1E

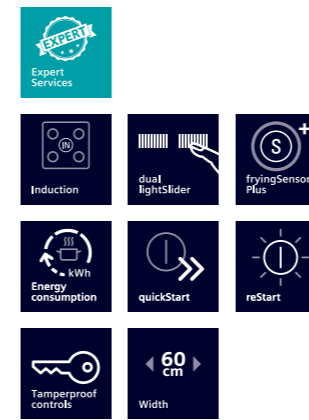
Design	<ul style="list-style-type: none"> Ceramic glass with stainless steel side trims Enable you to design your own kitchen using various kinds of hobs dual lightSlider symControl
Features	<ul style="list-style-type: none"> 2 flexInduction Plus cooking zones Auxiliary zone 4 conventional cooking zones available 17 levels power setting powerMove Plus flexMotion powerBoost for all cooking zones panBoost function fryingSensor Plus for all cooking zones Keep warm function Automatic pan recognition quickStart reStart Energy consumption display Stopwatch Kitchen timer Cooking timer Safety time switch off Residual heat indicator for each zone Wipe protection lock Childproof lock
Technical Information	<ul style="list-style-type: none"> Cooking zone output and dimension: Left: 3.3kW / 3.7kW (powerBoost), 380 x 225mm (Ø 300mm with extendable zone) Right: 3.3kW / 3.7kW (powerBoost), 380 x 225mm (Ø 300mm with extendable zone) Total connected load: 7.4kW (220V / 40A single phase or 380V / 20A three-phase connection)
Appliance Dimensions (H x W x D)	51* x 602 x 520mm *exclude glass thickness
Cut out Dimensions (W x D)	560 x 490-500mm
Min. Thickness of Worktop	16mm
Min. Ventilation Space	<ul style="list-style-type: none"> 20mm from back of the cabinet to the wall Ventilation space 550 x 45mm on back of the cabinet Gap between induction hob and underneath oven/drawer must be present
Optional Accessories	<ul style="list-style-type: none"> Connecting strip (HZ394301) Griddle Plate (HZ390522) Teppan Yaki (HZ390512) Stainless steel roaster with steaming rack (HZ390011, HZ390012)
Country of Origin	Spain
Expert Services	<ul style="list-style-type: none"> Product consultation with unlimited product hotline inquiry Kitchen planning consultation with pre-installation site measurement Professional installation
Recommended Retail Price	HK\$31,800



A: Minimum distance from the hob cut-out to the wall.
B: Recessed depth.
C: The clearance between the surface of the worktop and the top of the front of the oven must be 30 mm. See space requirements for the oven.
The worktop into which the hob is installed must withstand loads of approx. 60 kg; suitable substructures must be used if required.

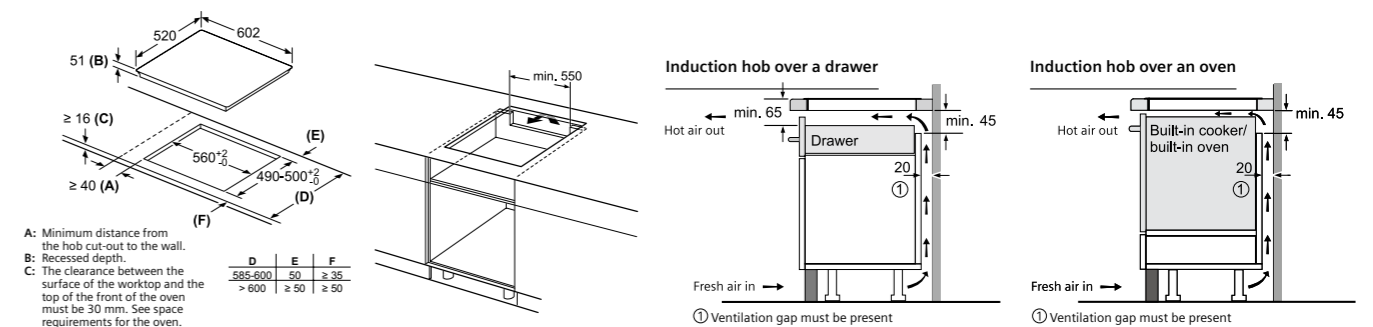
D	E	F
585-600	50	≥ 35
> 600	≥ 50	≥ 50

For Domino combination installation, refer to Page 62.
Please reserve buffer due to possible uneven cut-out rim.
Measurements in mm



3-zone induction hob 60cm
EH675LDC2E

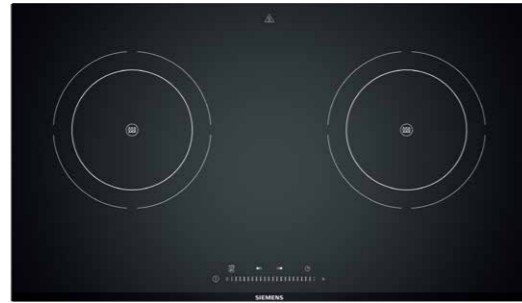
Design	<ul style="list-style-type: none"> Ceramic glass with stainless steel side trims Enable you to design your own kitchen using various kinds of hobs dual lightSlider symControl
Features	<ul style="list-style-type: none"> 1 tripleZone with maximum power 5.5kW 2 ring cooking zones 17 levels power setting powerBoost for all cooking zones panBoost function fryingSensor Plus for all cooking zones Keep warm function Automatic pan recognition quickStart reStart Energy consumption display Stopwatch Kitchen timer Cooking timer Safety time switch off Residual heat indicator for each zone Wipe protection lock Childproof lock
Technical Information	<ul style="list-style-type: none"> Cooking zone output and dimension: Left: 3.3kW / 5.5kW (powerBoost), Ø 320mm; Front right: 2.2kW / 3.7kW (powerBoost), Ø 210mm; Rear right: 1.4kW / 2.2kW (powerBoost), Ø 145mm Total connected load: 7.4kW (220V / 40A single phase or 380V / 20A three-phase connection)
Appliance Dimensions (H x W x D)	51* x 602 x 520mm *exclude glass thickness
Cut out Dimensions (W x D)	560 x 490-500mm
Min. Thickness of Worktop	16mm
Min. Ventilation Space	<ul style="list-style-type: none"> 20mm from back of the cabinet to the wall Ventilation space 550 x 45mm on back of the cabinet Gap between induction hob and underneath oven / drawer must be present
Optional Accessory	Connecting strip (HZ394301)
Country of Origin	Spain
Expert Services	<ul style="list-style-type: none"> Product consultation with unlimited product hotline inquiry Kitchen planning consultation with pre-installation site measurement Professional installation
Recommended Retail Price	HK\$21,800



A: Minimum distance from the hob cut-out to the wall.
B: Recessed depth.
C: The clearance between the surface of the worktop and the top of the front of the oven must be 30 mm. See space requirements for the oven.
The worktop into which the hob is installed must withstand loads of approx. 60 kg; suitable substructures must be used if required.

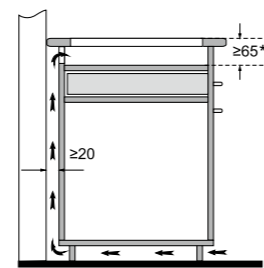
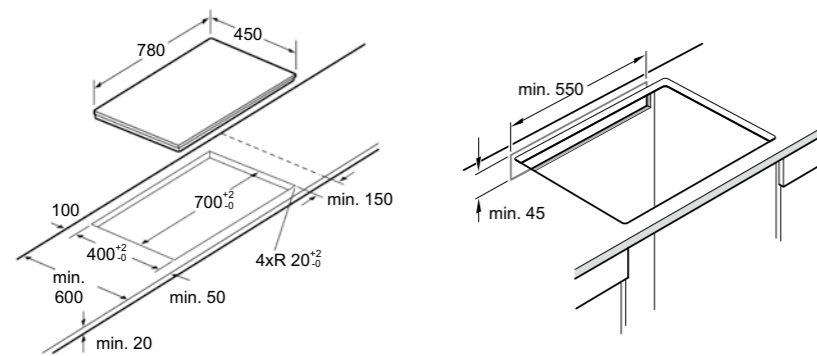
For Domino combination installation, refer to Page 62.
Please reserve buffer due to possible uneven cut-out rim.
Measurements in mm

Induction Hob




2-zone Induction hob 78cm
EH8P5262HK

Design	<ul style="list-style-type: none"> • Black ceramic glass • touchSlider control
Features	<ul style="list-style-type: none"> • 17 power levels • powerBoost function • Timer with cooking zone shut-off function • Cookware test • Child safe lock • 2-stage residual heat indicator • HK Energy Grade 2
Technical Information	<ul style="list-style-type: none"> • Cooking zone output and dimension: Left: 1.8kW / 3.1kW (powerBoost), diameter 180mm; Right: 1.8kW / 3.1kW (powerBoost), diameter 180mm • Total connected load: 3.5kW (20A single phase connection)
Appliance Dimensions (H x W x D)	65 x 780 x 450 mm
Cut out Dimensions (W x D)	700 x 400 mm
Min. Thickness of Worktop	20mm
Min. Ventilation Space	<ul style="list-style-type: none"> • 20mm from back of the cabinet to the wall • ventilation space 550 x 45mm on back of the cabinet
Country of Origin	China
Expert Services	<ul style="list-style-type: none"> • Product consultation with unlimited product hotline inquiry • Kitchen planning consultation with pre-installation site measurement • Professional installation
Recommended Retail Price	HK\$6,890

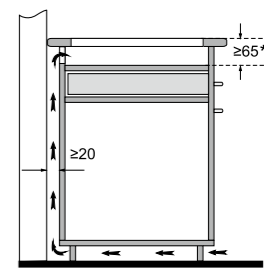
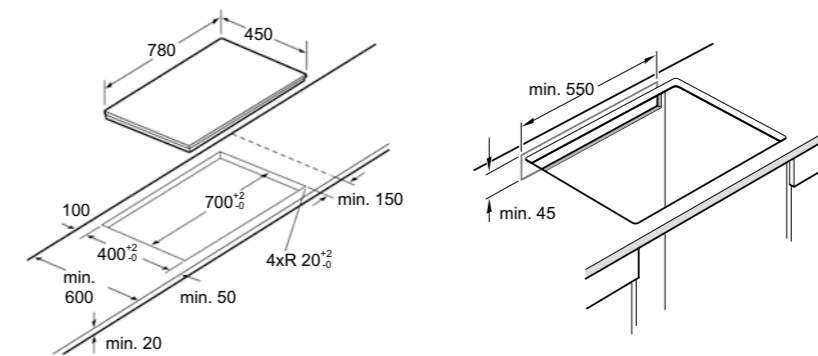


* Clearance for installation above a drawer, if install on built-in units, the clearance must be min. 100mm



2-zone Induction hob 78cm
EH8P5263HK

Design	<ul style="list-style-type: none"> • Black ceramic glass • touchSlider control
Features	<ul style="list-style-type: none"> • 17 power levels • powerBoost function • Timer with cooking zone shut-off function • Cookware test • Child safe lock • 2-stage residual heat indicator • HK Energy Grade 2
Technical Information	<ul style="list-style-type: none"> • Cooking zone output and dimension: Left: 1.8kW / 2.8kW (powerBoost), diameter 180mm; Right: 1.8kW / 2.8kW (powerBoost), diameter 180mm • Total connected load: 2.8kW (13A GB plug)
Appliance Dimensions (H x W x D)	65 x 780 x 450 mm
Cut out Dimensions (W x D)	700 x 400 mm
Min. Thickness of Worktop	20mm
Min. Ventilation Space	<ul style="list-style-type: none"> • 20mm from back of the cabinet to the wall • ventilation space 550 x 45mm on back of the cabinet
Country of Origin	China
Expert Services	<ul style="list-style-type: none"> • Product consultation with unlimited product hotline inquiry • Kitchen planning consultation with pre-installation site measurement • Professional installation
Recommended Retail Price	HK\$5,890



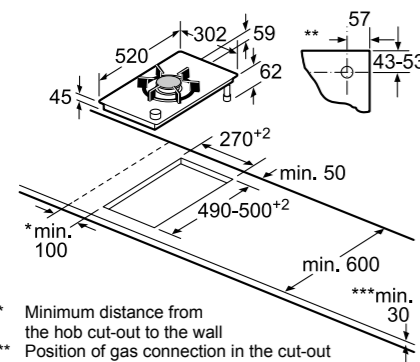
* Clearance for installation above a drawer, if install on built-in units, the clearance must be min. 100mm

Domino Hob



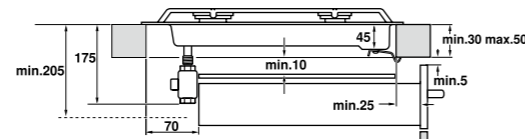
Town gas wok burner
ER3A6AB70X

Design	Enable you to design your own cooking centre using various kinds of hobs
Features	<ul style="list-style-type: none"> • Dual circuit wok burner • stepFlame technology: 9 levels of accuracy for cooking • Dishwasher proof pan support • Convenient sword knob • Individual control of inner and outer flame • One hand ignition • Electrical spark ignition • Flame failure safety device
Technical Information	<ul style="list-style-type: none"> • Preset Town gas • Burner output 5.0kW (max) • Total connected load 1.1W (13A plug)
Appliance Dimensions (H x W x D)	62 (exclude glass thickness, include gas connector) x 302 x 520mm
Cut out Dimensions (W x D)	270 x 490-500mm
Min. Thickness of Worktop	30mm
Supplied Accessories	<ul style="list-style-type: none"> • Dishwasher proof cast iron wok ring support • External gas governor
Optional Accessory	Connection strip (HZ394301)
Country of Origin	Spain
Expert Services	<ul style="list-style-type: none"> • Product consultation with unlimited product hotline inquiry • Kitchen planning consultation with pre-installation site measurement • Professional installation
Recommended Retail Price	HK\$13,400

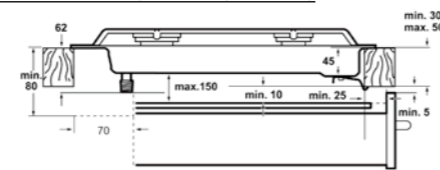


* Minimum distance from the hob cut-out to the wall
 ** Position of gas connection in the cut-out rear right-hand side, pointing downwards
 *** With fitted oven underneath, possibly more; see space requirements for the oven

For fixed connection of governor



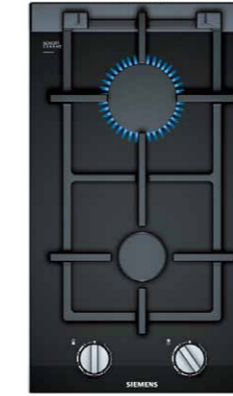
For connection using flexible gas tubing



Distance from the top of pan support to worktop is approximately 59mm.

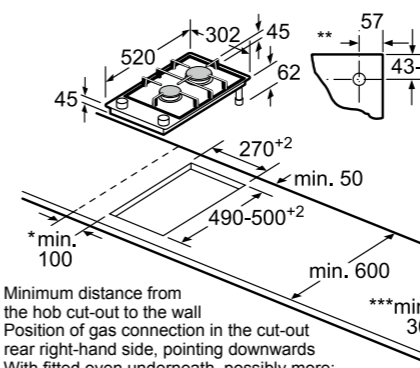
For Domino combination installation, refer to Page 62. Please reserve buffer due to possible uneven cut-out rim.

Measurements in mm



Town gas double burner
ER3A6BB70X

Design	Enable you to design your own cooking centre using various kinds of hobs								
Features	<ul style="list-style-type: none"> • 2 single circuit burners • stepFlame technology: 9 levels of accuracy for cooking • Dishwasher proof pan support • Convenient sword knobs • One hand ignition • Electrical spark ignition • Flame failure safety device 								
Technical Information	<ul style="list-style-type: none"> • Preset Town gas • Burner output <table border="1"> <thead> <tr> <th>Burner</th> <th>Output (kW) (max)</th> </tr> </thead> <tbody> <tr> <td>Front – standard burner</td> <td>1.9</td> </tr> <tr> <td>Rear – rapid speed burner</td> <td>2.8</td> </tr> <tr> <td>Total</td> <td>4.7</td> </tr> </tbody> </table> <ul style="list-style-type: none"> • Total connected load 1.1W (13A plug) 	Burner	Output (kW) (max)	Front – standard burner	1.9	Rear – rapid speed burner	2.8	Total	4.7
Burner	Output (kW) (max)								
Front – standard burner	1.9								
Rear – rapid speed burner	2.8								
Total	4.7								
Appliance Dimensions (H x W x D)	62 (exclude glass thickness, include gas connector) x 302 x 520mm								
Cut out Dimensions (W x D)	270 x 490-500mm								
Min. Thickness of Worktop	30mm								
Supplied Accessory	External gas governor								
Optional Accessory	Connecting strip (HZ394301)								
Country of Origin	Spain								
Expert Services	<ul style="list-style-type: none"> • Product consultation with unlimited product hotline inquiry • Kitchen planning consultation with pre-installation site measurement • Professional installation 								
Recommended Retail Price	HK\$12,800								



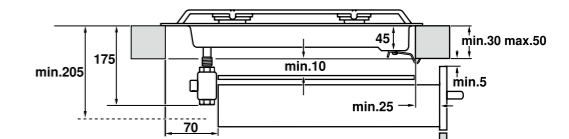
* Minimum distance from the hob cut-out to the wall
 ** Position of gas connection in the cut-out rear right-hand side, pointing downwards
 *** With fitted oven underneath, possibly more; see space requirements for the oven

Distance from the top of pan support to worktop is approximately 45mm.

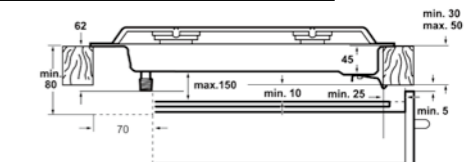
For Domino combination installation, refer to Page 62. Please reserve buffer due to possible uneven cut-out rim.

Measurements in mm

For fixed connection of governor

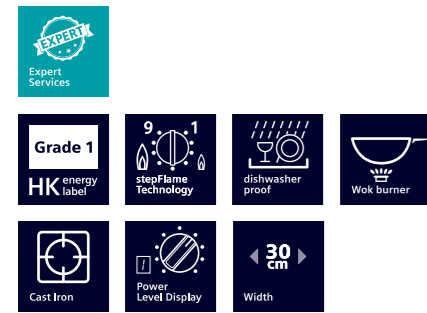


For connection using flexible gas tubing



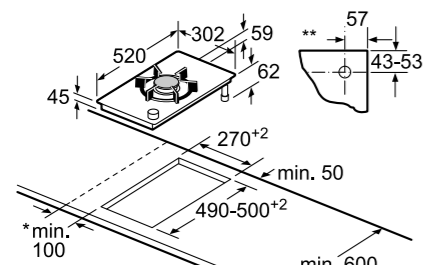
Please observe standard installation distance: at least 650mm between the bottom of cooker hood and the upper edge of gas cooktop or 550mm from electric cooktop beneath.

Domino Hob

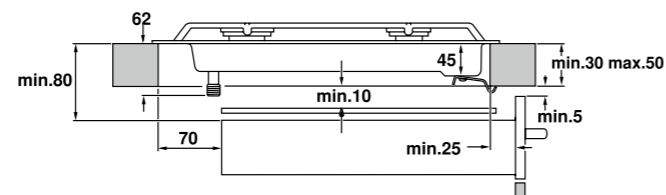


LPG wok burner
ER3A6AD70L

Design	Enable you to design your own cooking centre using various kinds of hobs
Features	<ul style="list-style-type: none"> • Dual circuit wok burner • stepFlame technology: 9 levels of accuracy for cooking • Power level display • 2 stage residual heat indicator • Convenient sword knob • Dishwasher proof pan support • Individual control of inner and outer flame • One hand ignition • Electrical spark ignition • Flame failure safety device
Technical Information	<ul style="list-style-type: none"> • Preset LPG • Burner output 6.1kW (max) • Total connected load 2.0W (13A)
Appliance Dimensions (H x W x D)	62 (exclude glass thickness, include gas connector) x 302 x 520mm
Cut out Dimensions (W x D)	270 x 490-500mm
Min. Thickness of Worktop	30mm
Supplied Accessory	Dishwasher proof cast iron wok ring support
Optional Accessory	Connection strip (HZ394301)
Country of Origin	Spain
Expert Services	<ul style="list-style-type: none"> • Product consultation with unlimited product hotline inquiry • Kitchen planning consultation with pre-installation site measurement • Professional installation
Recommended Retail Price	HK\$13,400




* Minimum distance from the hob cut-out to the wall
 ** Position of gas connection in the cut-out: rear right-hand side, pointing downwards
 *** With fitted oven underneath, possibly more; see space requirements for the oven



Distance from the top of pan support to worktop is approximately 59mm.

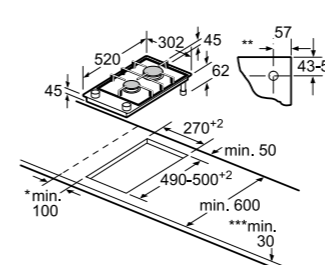
For Domino combination installation, refer to Page 62. Please reserve buffer due to possible uneven cut-out rim.

Measurements in mm



LPG double burner
ER3A6BD70L

Design	Enable you to design your own cooking centre using various kinds of hobs								
Features	<ul style="list-style-type: none"> • 2 single circuit burners • stepFlame technology: 9 levels of accuracy for cooking • Power level display • 2 stage residual heat indicators • Convenient sword knobs • Dishwasher proof pan support • One hand ignition • Electrical spark ignition • Flame failure safety device 								
Technical Information	<ul style="list-style-type: none"> • Preset LPG • Burner output <table border="1"> <thead> <tr> <th>Burner</th> <th>Output (kW) (max)</th> </tr> </thead> <tbody> <tr> <td>Front – standard burner</td> <td>1.9</td> </tr> <tr> <td>Rear – rapid speed burner</td> <td>2.8</td> </tr> <tr> <td>Total</td> <td>4.7</td> </tr> </tbody> </table> <ul style="list-style-type: none"> • Total connected load 2.0W (13A) 	Burner	Output (kW) (max)	Front – standard burner	1.9	Rear – rapid speed burner	2.8	Total	4.7
Burner	Output (kW) (max)								
Front – standard burner	1.9								
Rear – rapid speed burner	2.8								
Total	4.7								
Appliance Dimensions (H x W x D)	62 (exclude glass thickness, include gas connector) x 302 x 520mm								
Cut out Dimensions (W x D)	270 x 490-500mm								
Min. Thickness of Worktop	30mm								
Optional Accessory	Connecting strip (HZ394301)								
Country of Origin	Spain								
Expert Services	<ul style="list-style-type: none"> • Product consultation with unlimited product hotline inquiry • Kitchen planning consultation with pre-installation site measurement • Professional installation 								
Recommended Retail Price	HK\$12,800								

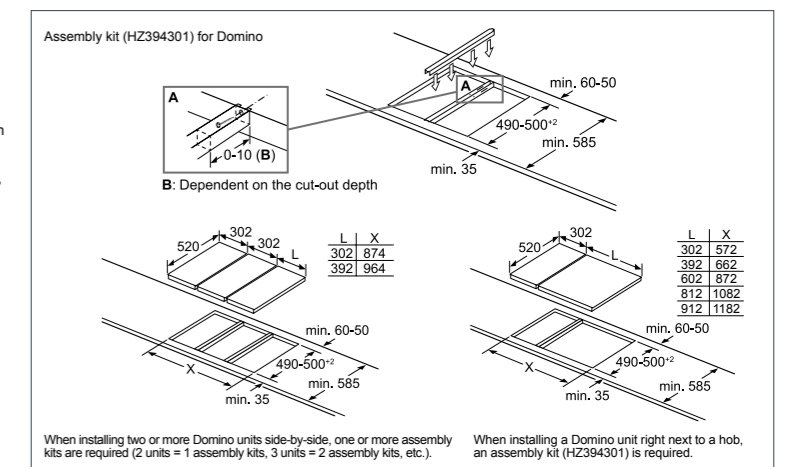


* Minimum distance from the hob cut-out to the wall
 ** Position of gas connection in the cut-out: rear right-hand side, pointing downwards
 *** With fitted oven underneath, possibly more; see space requirements for the oven

Distance from the top of pan support to worktop is approximately 45mm.

Please reserve buffer due to possible uneven cut-out rim. Measurements in mm


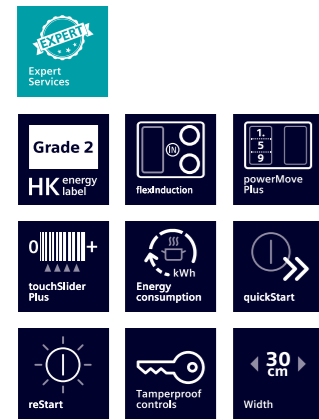
For Domino combination installation



When installing two or more Domino units side-by-side, one or more assembly kits are required (2 units = 1 assembly kits, 3 units = 2 assembly kits, etc.).
 When installing a Domino unit right next to a hob, an assembly kit (HZ394301) is required.

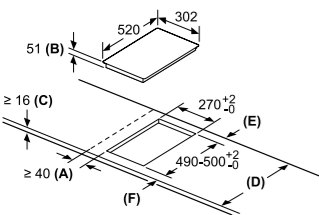
Please observe standard installation distance: at least 650mm between the bottom of cooker hood and the upper edge of gas cooktop or 550mm from electric cooktop beneath.

Domino Hob



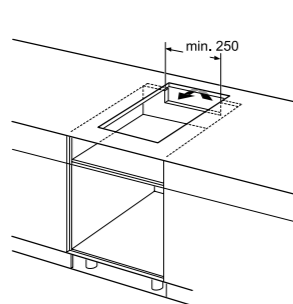
iQ700 FlexInduction hob
EX375FXB1E

Design	<ul style="list-style-type: none"> Ceramic glass with stainless steel side trims Enable you to design your own kitchen using various kinds of hobs touchSlider Plus
Features	<ul style="list-style-type: none"> 1 flexInduction cooking zone 2 conventional cooking zones available 17 levels power setting powerMove Plus powerBoost for all cooking zones Automatic pan recognition quickStart reStart Energy consumption display Stopwatch Kitchen timer Switch off timer Safety time switch off Residual heat indicator for each zone Wipe protection lock Childproof lock
Technical Information	<ul style="list-style-type: none"> Cooking zone output and dimension: 3.3kW / 3.7kW (powerBoost), 400 x 210mm Maximum connected load: 3.7kW* (220V / 20A single phase connection) *Nominal connected load:3.6kW
Appliance Dimensions (H x W x D)	51* x 302 x 520mm *exclude glass thickness
Cut out Dimensions (W x D)	270 x 490-500mm
Min. Thickness of Worktop	16mm
Min. Ventilation Space	<ul style="list-style-type: none"> 20mm from back of the cabinet to the wall Ventilation space 250 x 45mm on back of the cabinet Gap between induction hob and underneath oven/drawer must be present
Optional Accessories	<ul style="list-style-type: none"> Connecting strip (HZ394301) Griddle Plate (HZ390522) Teppan Yaki (HZ390512) Stainless steel roaster with steaming rack (HZ390011, HZ390012)
Country of Origin	Spain
Expert Services	<ul style="list-style-type: none"> Product consultation with unlimited product hotline inquiry Kitchen planning consultation with pre-installation site measurement Professional installation
Recommended Retail Price	HK\$21,300

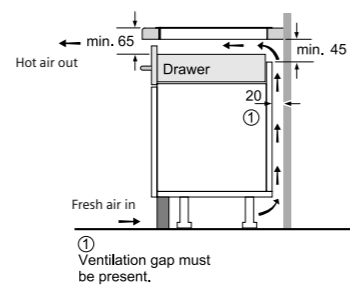


A: Minimum distance from the hob cut-out to the wall.
 B: Recessed depth.
 C: The clearance between the surface of the worktop and the top of the front of the oven must be 30 mm. See space requirements for the oven.
 The worktop into which the hob is installed must withstand loads of approx. 60 kg; suitable substructures must be used if required.

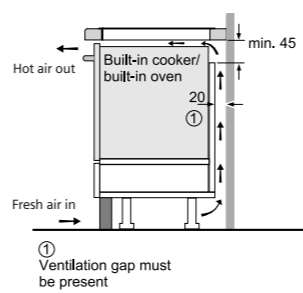
D	E	F
585-600	50	≥ 35
> 600	≥ 50	≥ 50




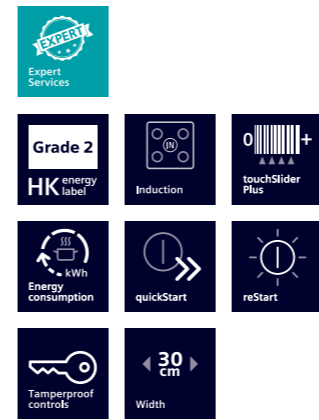
Induction hob over a drawer



Induction hob over an oven

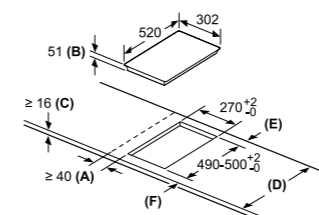


For Domino combination installation, refer to Page 62.
 Please reserve buffer due to possible uneven cut-out rim.
 Measurements in mm



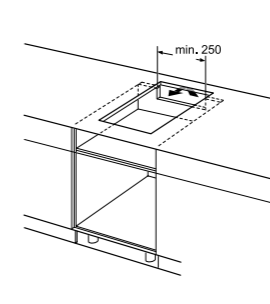
2-zone induction hob
EH375FBB1E

Design	<ul style="list-style-type: none"> Ceramic glass with stainless steel side trims Enable you to design your own kitchen using various kinds of hobs touchSlider Plus
Features	<ul style="list-style-type: none"> 2 ring cooking zones 17 levels power setting powerBoost for all cooking zones Automatic pan recognition reStart quickStart Energy consumption display Stopwatch Kitchen timer Switch off timer Safety time switch off Residual heat indicator for each zone Wipe protection lock Childproof lock
Technical Information	<ul style="list-style-type: none"> Cooking zone output and dimension: Front: 2.2kW / 3.7kW (powerBoost), Ø 210mm; Rear: 1.4kW / 2.2kW (powerBoost), Ø 145mm. Maximum connected load: 3.7kW* (220V / 20A single phase connection) *Nominal connected load:3.6kW
Appliance Dimensions (H x W x D)	51* x 302 x 520mm *exclude glass thickness
Cut out Dimensions (W x D)	270 x 490-500mm
Min. Thickness of Worktop	16mm
Min. Ventilation Space	<ul style="list-style-type: none"> 20mm from back of the cabinet to the wall Ventilation space 250 x 45mm on back of the cabinet Gap between induction hob and underneath oven/drawer must be present
Optional Accessory	Connection strip (HZ394301)
Country of Origin	Spain
Expert Services	<ul style="list-style-type: none"> Product consultation with unlimited product hotline inquiry Kitchen planning consultation with pre-installation site measurement Professional installation
Recommended Retail Price	HK\$18,300

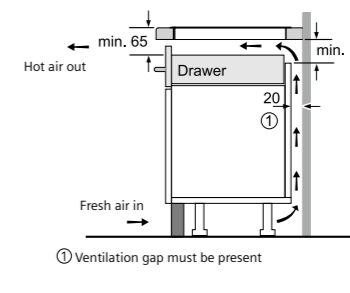


A: Minimum distance from the hob cut-out to the wall.
 B: Recessed depth.
 C: The clearance between the surface of the worktop and the top of the front of the oven must be 30 mm. See space requirements for the oven.
 The worktop into which the hob is installed must withstand loads of approx. 60 kg; suitable substructures must be used if required.

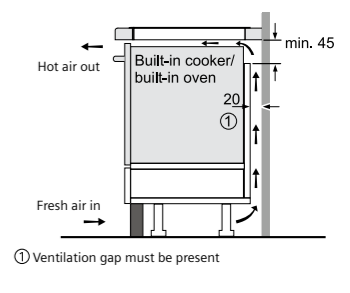
D	E	F
585-600	50	≥ 35
> 600	≥ 50	≥ 50



Induction hob over a drawer



Induction hob over an oven



For Domino combination installation, refer to Page 62.
 Please reserve buffer due to possible uneven cut-out rim.
 Measurements in mm



The kitchen is the heart of the home. Not only is it a place to cook, it is a place to entertain, relax after a hard day's work, or spend time with friends and family.

Hood

Outstanding performance, intelligently designed.

The air in the kitchen stays clean and fresh, no matter what you're cooking.



5D all-round suction design

With revolutionary 5D all-round suction design, Siemens 5D chimney hood captures fume in 360°C, from surround and bottom, coupled with the central opening deflector panel design, it cleverly harmonizes with the rising pattern of oily fume, capturing the fume at the core area of suction, result in improving the air intake effect. The hood is equipped with a remarkable air exhaustion rate up to 1380 m3/h and 4-stage wind speed adjustment, quickly remove 90%* oily fume in all directions in no time.



10-year tested quality[^]

Our selected hood is also tested for the durability and proven to perform excellent after 10 years.

* Grease removal at 90.2% based on GB/T 17713-2022 for LC532VC9HK, Test report WTSJX2024-0574 issued by CVC (04.24).

[^] Applicable to LC532VC9HK, ten years of simulation test based on JSGF CVC071-2020, the maximum extraction rate reduced by 2.5%, test report: WTS2024-7340 issued by CVC (04.24)




Intensive setting

The intensive setting creates a powerful boost of extraction, perfect for tackling demanding food such as stir fry or steamed vegetables. This ensures moisture is properly eradicated, without misting windows and keeping the kitchen air fresher.

Automatic run-on

This convenient feature reduces cooking odours by allowing the extractor to carry on running automatically after cooking has finished at low speed.



99.9%# bacteria removal: smartClean

After every 20 usage hours, smartClean indicator will flash and simply activate the smartClean function with 1 touch. The motor will be heated up with high temperature and melt the oil stains, together with the rotation of the motor, oil stains will be melted and flow into the oil cup. Whole process only takes 30 minutes without using any chemicals and is proven to remove 99.9%# bacteria.



#99.9% reduction on Escherichia coli in smartClean program, tested on LC532VC9HK – Test report: DWCK-24-277 issued by CHEARI (03.24)


Being connected

Hoods with Home Connect make cooking a breeze. For Wi-Fi enabled hoods with Home Connect, explore more versatile ways of cooking. Control the lighting, select a power level, or even the fan run-on option, directly using your smartphone or tablet.



Filter saturation: Ensure maximum performance
By keeping up-to-date on maintenance information. The Home Connect App enables you to comfortably take a look at the status of the grease filter and the carbon filter in your hood. It automatically remind you when you need to clean, exchange or regenerate them in order to ensure maximum performance of your hood at any time. What's more is resetting is just at your fingertips.



Personalise your home with Siemens Home Appliances 

Lighting options



LED Illumination

All Siemens hoods are equipped with state-of-the-art LED lighting, ensuring the hob is illuminated evenly and clearly.



Dimmer light with soft light function

Enjoy atmospheric lighting with different levels of brightness using our dimmer light function.



Additional product features

Filter saturation indicator system

The filter saturation indicators let you know when your hood's grease filters need to be cleaned with an illuminated symbol on the hood. For hoods installed with a recirculated filter*, the saturation indicator will also notify you when the recirculation filter should be replaced or regenerated (depending on type of filter installed).

*Please refer P.69 for explanation of ducted and recirculated modes.

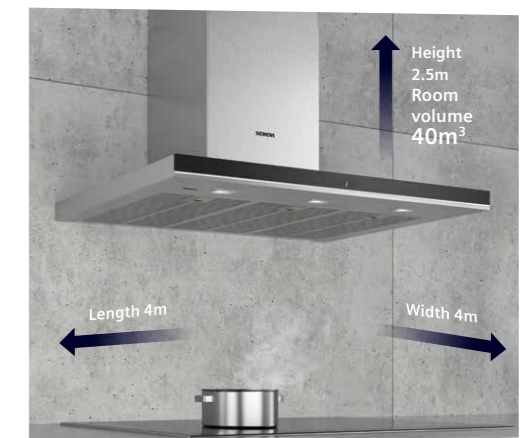
Tips for selecting power

We recommend the hood should be able to change the air in the kitchen 6-12 times per hour. Using this quick calculation, you can check whether a hood is sufficiently powerful.

Firstly, calculate the volume of the kitchen (H x W x D metres). Next multiply the figure by 12. The resulting figure is the ideal extraction rate required in intensive mode. Match this to a lower level on the hood to avoid having to run at full power for increased efficiency.

FOR EXAMPLE

Kitchen: 4m x 4m x 2.5m = 40m³
12 changes per hour in intensive operation = 12 x 40m³ = 480m³/h
So the hood must achieve > 480m³/h in intensive mode.





Decorative hoods




Wall chimney
Timelessly elegance styled while powerfully extracting steam.



Island chimney
Bold design statement installed over island units.

Built-in hoods



Ceiling
Blend the hood into the ceiling itself as standard kitchen lighting.



Telescopic
Blend the hood into existing wall-mounted kitchen units.

Ducted or recirculated?

For optimum performance, your extractor hood should be ducted to the outside of the house, so that the extracted air is vented outside. But sometimes, this is not practical. Therefore, all Siemens hoods can also operate in the re-circulating mode; where the air is passed through the metal filter to remove grease, and then through a carbon filter to remove odours before being directed back into the kitchen.

* Note: Sufficient ventilation space is required.




Recirculated ventilation*



Ducted ventilation

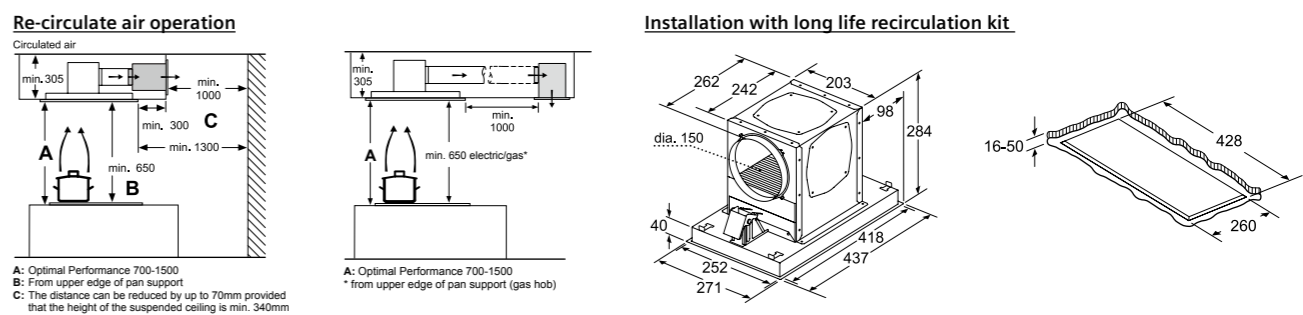
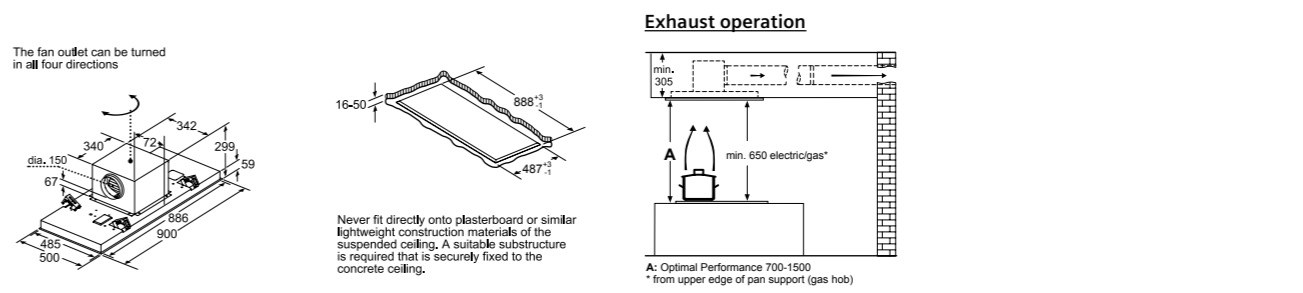
Built-in Hood



* While stocks last

90cm ceiling mounted hood LR97CAQ50

Design	<ul style="list-style-type: none"> Radio remote control LED light 	<ul style="list-style-type: none"> Dimmer light with soft light function
Features	<ul style="list-style-type: none"> Exhaust or re-circulate air operation Frictionless iQdrive motor 3 speed levels 2 intensive setting 	<ul style="list-style-type: none"> Intensive setting with automatic reset facility 10 minutes run-on program Saturation indicator for metal filter Rim ventilation
Technical Information	<ul style="list-style-type: none"> Extraction capacity 798m³/h (EN 61591) Total connected load 174W (13A plug) Tube connection diameter 150mm 	
Appliance Dimensions (H x W x D)	299 x 900 x 500mm	
Cut out Dimensions (Exhaust operation) (H x W x D)	299 x 888 x 487mm	
Supplied Accessory	2 dishwasher-safe brushed steel filters	
Optional Accessories	<ul style="list-style-type: none"> Long life recirculation kit (LZ20JCD50) Long life odor filter* for LZ20JCD50 (LZ00XXP00) <p>* Maximum 10 years lifespan: the long life odor filter can be generated up to 30 times, regeneration should be carried out in an oven at 200°C for 2 hours every 4 months with normal daily use of approximately 1 hour.</p>	
Country of Origin	Germany	
Expert Services	<ul style="list-style-type: none"> Product consultation with unlimited product hotline inquiry Kitchen planning consultation with pre-installation site measurement Professional installation 	
Recommended Retail Price	HK\$26,800	



* The pipe connecting the hood and the recirculation kit is not included.

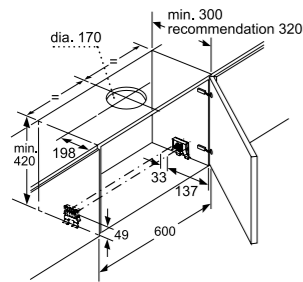
Built-in Hood



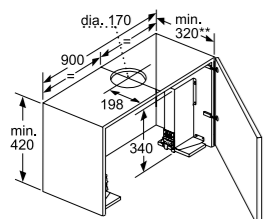
90cm telescopic hood
LI97SA531B

Design	<ul style="list-style-type: none"> • Push button controls with electronic display • LED light
Features	<ul style="list-style-type: none"> • Exhaust or re-circulate air operation • Frictionless iQdrive motor • 3 speed levels • 1 intensive setting • Intensive setting with automatic reset facility • 10 minutes run-on program
Technical Information	<ul style="list-style-type: none"> • Extraction capacity 728m³/h (EN 61591) • Total connected load 146W (13A plug) • Tube connection diameter 120 or 150mm
Appliance Dimensions (H x W x D)	426 x 898 x 290mm
Supplied Accessories	<ul style="list-style-type: none"> • 3 dishwasher-safe brushed steel filters • Stainless steel handle strip with brand logo
Optional Accessories	<ul style="list-style-type: none"> • Clean Air Standard recirculation kit (LZ12IT114) • Clean Air Standard odor filter (LZ12ITB14) • Installation kit for 90cm wall unit (LZ49200) • Lowering frame for 90cm wall unit (LZ49601)
Country of Origin	Germany
Expert Services	<ul style="list-style-type: none"> • Product consultation with unlimited product hotline inquiry • Kitchen planning consultation with pre-installation site measurement • Professional installation
Recommended Retail Price	HK\$11,300

Installation with 600mm cupboard

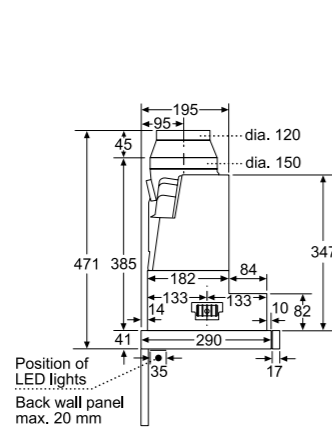


Installation with 900mm cupboard

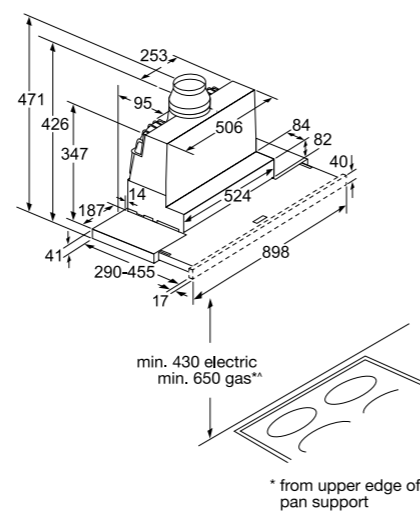


When installing the 90cm telescopic hood in a 90cm wide wall-hanging cupboard, the mounting kit LZ49200 is required. The two mounting brackets are screwed onto the right and left of the kitchen unit. Installation in accordance with template.

** min. 350 with lowering frame (LZ49601)



Position of LED lights
Back wall panel max. 20 mm



min. 430 electric
min. 650 gas**

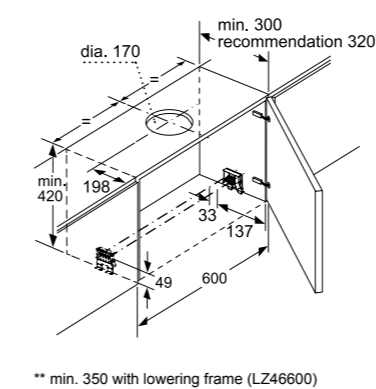
* from upper edge of pan support

^ This complies with safety standard, IEC 60335-2-31 clause 7.12.1

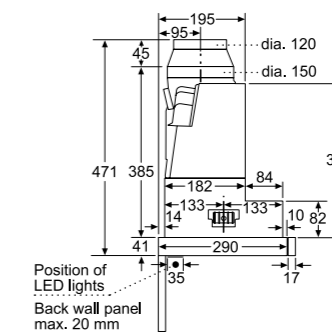


60cm telescopic hood
LI67SA531B

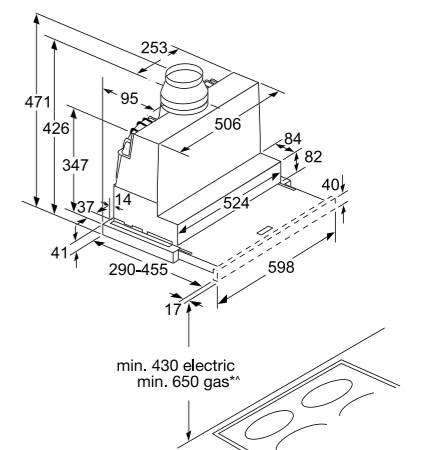
Design	<ul style="list-style-type: none"> • Push button controls with electronic display • LED light
Features	<ul style="list-style-type: none"> • Exhaust or re-circulate air operation • Frictionless iQdrive motor • 3 speed levels • 1 intensive setting • Intensive setting with automatic reset facility • 10 minutes run-on program
Technical Information	<ul style="list-style-type: none"> • Extraction capacity 728m³/h (EN 61591) • Total connected load 144W (13A plug) • Tube connection diameter 120 or 150mm
Appliance Dimensions (H x W x D)	426 x 598 x 290mm
Supplied Accessories	<ul style="list-style-type: none"> • 2 dishwasher-safe brushed steel filters • Stainless steel handle strip with brand logo
Optional Accessories	<ul style="list-style-type: none"> • Clean Air Standard recirculation kit (LZ12IT114) • Clean Air Standard odor filter (LZ12ITB14) • Lowering frame (LZ46600)
Country of Origin	Germany
Expert Services	<ul style="list-style-type: none"> • Product consultation with unlimited product hotline inquiry • Kitchen planning consultation with pre-installation site measurement • Professional installation
Recommended Retail Price	HK\$10,300



** min. 350 with lowering frame (LZ46600)



Position of LED lights
Back wall panel max. 20 mm



min. 430 electric
min. 650 gas**

* from upper edge of pan support

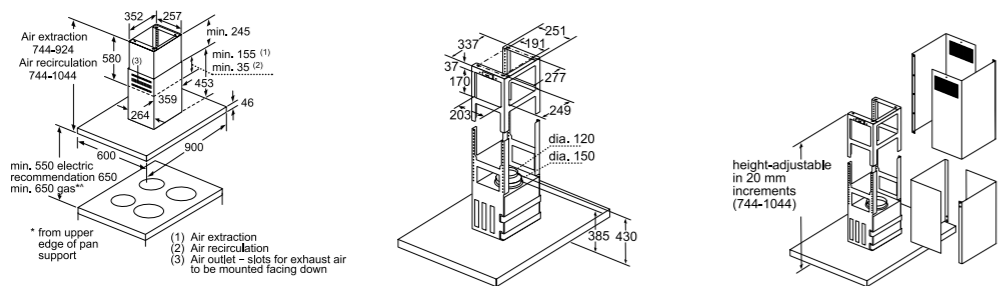
^ This complies with safety standard, IEC 60335-2-31 clause 7.12.1

Decorative Hood



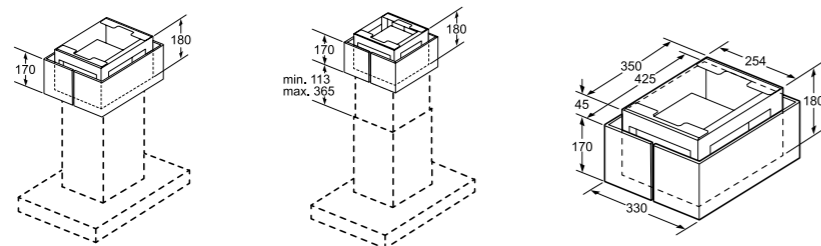
90cm island chimney hood
LF91BUV50B

Design	<ul style="list-style-type: none"> Dimmer light with soft light function Electronic touch slider control with LED display LED light
Features	<ul style="list-style-type: none"> Exhaust or re-circulate air operation Frictionless iQdrive motor 3 speed levels 2 intensive settings Intensive setting with automatic reset facility 10 minutes run-on program Saturation indicator for metal filter Climate Control Sensor
Technical Information	<ul style="list-style-type: none"> Extraction capacity 981m³/h (EN 61591) Total connected load 266W (13A plug) Tube connection diameter 120 or 150mm
Appliance Dimensions (Exhaust operation) (H x W x D)	744-924 x 898 x 600mm
Appliance Dimensions (Re-circulate air operation) (H x W x D)	744-1,044 x 898 x 600mm
Supplied Accessory	3 dishwasher-safe brushed-steel filters
Optional Accessories	<ul style="list-style-type: none"> Clean Air Standard recirculation kit (LZ22CBI14) Clean Air Standard odor filter for LZ22CBI14 (LZ32CBB14) Clean Air Plus recirculation kit (LZ22CXC56) long life odor filter* for LZ22CXC56 (LZ00XPP00) <p>* Maximum 10 years lifespan: the long life odor filter can be generated up to 30 times, regeneration should be carried out in an oven at 200°C for 2 hours every 4 months with normal daily use of approximately 1 hour.</p>
Country of Origin	Germany
Expert Services	<ul style="list-style-type: none"> Product consultation with unlimited product hotline inquiry Kitchen planning consultation with pre-installation site measurement Professional installation
Recommended Retail Price	HK\$30,800



^ This complies with safety standard, IEC 60335-2-31 clause 7.12.1

Installation with Clean Air Plus Recirculation Kit

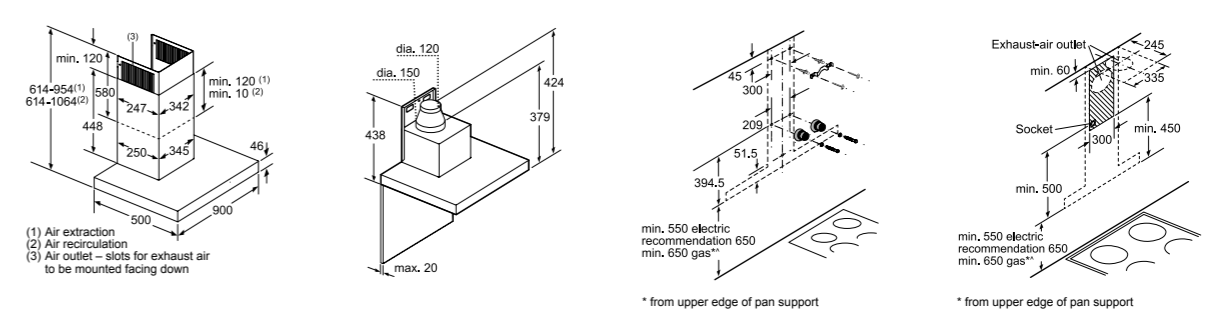


Measurements in mm



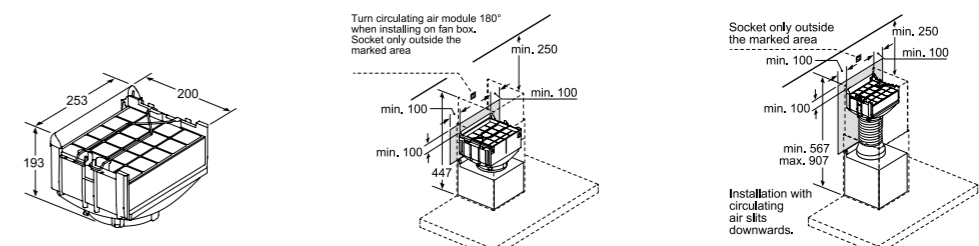
90cm wall mounted chimney hood
LC91BUR50B

Design	<ul style="list-style-type: none"> Electronic touch control with LED display LED light Dimmer light with soft light function
Features	<ul style="list-style-type: none"> Exhaust or re-circulate air operation Frictionless iQdrive motor 3 speed levels 2 intensive settings Intensive setting with automatic reset facility 10 minutes run-on program Saturation indicator for metal filter
Technical Information	<ul style="list-style-type: none"> Extraction capacity 965m³/h (EN 61591) Total connected load 265W (13A plug) Tube connection diameter 120 or 150mm
Appliance Dimensions (Exhaust operation) (H x W x D)	614-954 x 898 x 500mm
Appliance Dimensions (Re-circulate air operation) (H x W x D)	614-1,064 x 898 x 500mm
Supplied Accessory	3 dishwasher-safe brushed-steel filters
Optional Accessories	<ul style="list-style-type: none"> Clean Air Standard recirculation kit (LZ12CBI14) Clean Air Standard odor filter for LZ12CBI14 (LZ32CBB14) Integrated long life recirculation kit (LZ10FXJ05) long life odor filter* for LZ10FXJ05 (LZ00XPP00) <p>* Maximum 10 years lifespan: the long life odor filter can be generated up to 30 times, regeneration should be carried out in an oven at 200°C for 2 hours every 4 months with normal daily use of approximately 1 hour.</p>
Country of Origin	Germany
Expert Services	<ul style="list-style-type: none"> Product consultation with unlimited product hotline inquiry Kitchen planning consultation with pre-installation site measurement Professional installation
Recommended Retail Price	HK\$16,800



^ This complies with safety standard, IEC 60335-2-31 clause 7.12.1

Installation with integrated long life Recirculation Kit



Measurements in mm

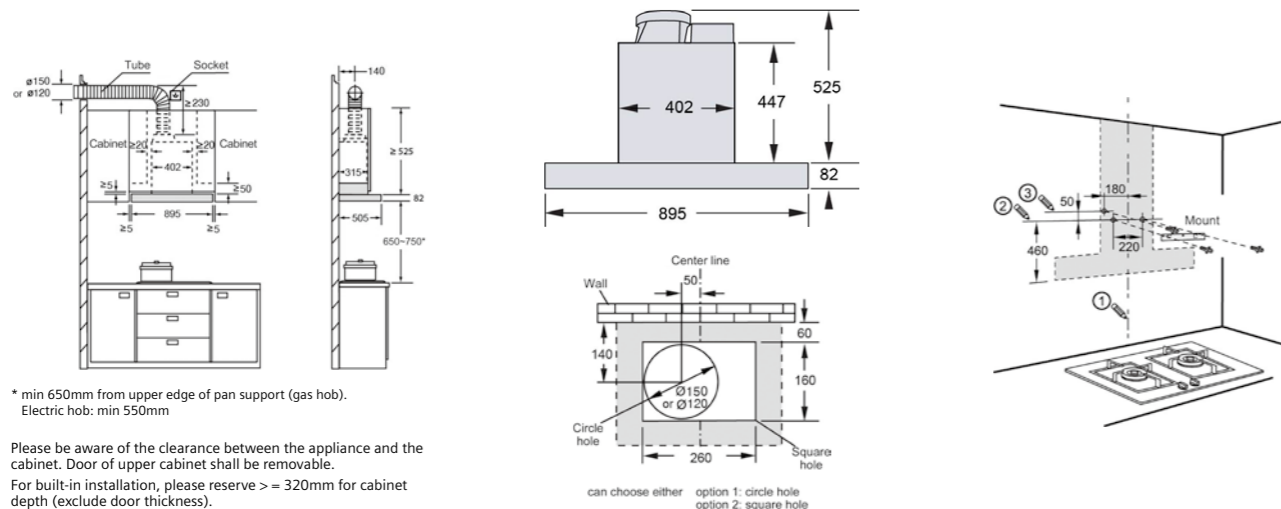
Decorative Hood



90cm 5D chimney hood
LC532VC9HK

Design	<ul style="list-style-type: none"> • 5D all-round design, quickly absorbs 90%* of oil fumes in all directions • Electronic touch control • Easy-to-clean surface • Slim design for built-in cabinet installation • Dimmable LED light
Features	<ul style="list-style-type: none"> • Exhaust operation • smartClean with one touch, 99.9%* bacteria removal • smartClean reminder • Frictionless BLDC motor • 3 speed levels • 1 intensive settings • Intensive setting with automatic reset facility • Delay off function
Technical Information	<ul style="list-style-type: none"> • Extraction capacity: 1380 m³/h • smartClean technology: Electric heating • Total connected load: 284W (GB plug) • Tube connection diameter: 120 or 150mm
Appliance Dimensions (Exhaust operation) (H x W x D)	607 (640*) x 895 x 505mm (*include oil cup)
Supplied Accessories	<ul style="list-style-type: none"> • Deflector panel • Metal filter • Oil cup • Telescopic decorative cover (Available in 2024 Q3)
Country of Origin	China
Expert Services	<ul style="list-style-type: none"> • Product consultation with unlimited product hotline inquiry • Kitchen planning consultation with pre-installation site measurement • Professional installation
Recommended Retail Price	HK\$9,900

^ Ten years of simulation test based on JSGF CVC071-2020 for LC532VC9HK, the maximum extraction rate reduced by 2.5%, Test report: WTS2024-7340 issued by CVC (04.24).
 * Grease removal at 90.2% based on GB/T 17713-2022 for LC532VC9HK, Test report: WTSJX2024-0574 issued by CVC (04.24).
 * 99.9% reduction on Escherichia coli in smartClean program, tested on LC532VC9HK – Test report: DWCK-24-277 issued by CHEARI (03.24)



* min 650mm from upper edge of pan support (gas hob).
Electric hob: min 550mm

Please be aware of the clearance between the appliance and the cabinet. Door of upper cabinet shall be removable.
For built-in installation, please reserve > = 320mm for cabinet depth (exclude door thickness).





Cooling

Life outside, freshness at home. Siemens cooling appliance keeps your food at its best for longer while saving time and energy.

Siemens freshness system with iSensoric technology enables a full range of freshness-features that keeps food at its optimum temperatures.



Fresh, fresher, hyperFresh

Take control of food freshness.

With hyperFresh, it helps to keep your food freshness for up to three times longer. You can take control of what you eat and when. It also helps to reduce food wastage.

hyperFresh premium 0°C.
Fresh for up to three times longer.

Enjoy fresher food for up to three times longer, thanks to hyperFresh premium 0°C. With the 0°C drawer, fish and meat can also be stored in the perfect temperature.



hyperFresh plus.
Fresh for up to two times longer.

The new hyperFresh plus drawer doesn't just store fruit and vegetables, it provides them with the right conditions to keep them fresh for up to two times longer than usual. Whether it's fruits or vegetables, simply switch the control, and the humidity will be adjusted for optimum storage of your food.



hyperFresh. Enjoy freshness longer.

The rippled bottom allows cool air to circulate around your fruit and vegetables easily. As a result, you can see the quality and feel the freshness.



hyperFresh (plus) 0°C.
Custom freshness for fish and meat.

The hyperFresh (plus) 0°C drawers ensure that fish and meat stay fresh in ideal conditions. To create these excellent freshness promoting conditions, the temperature in this zone is around 2 - 4°C cooler than the rest of the refrigerator. The separate compartments also avoid unpleasant odour transfer.




* hyperFresh 0°C freshness preservation technology means that when stored in the 0°C compartment, food temperature is near 0°C and maintains a certain humidity in the storage space. Foods can thus be stored in an ultimate fresh environment. Storage conditions and results may vary depending on the type, freshness and weight of the food.




Perfect environment for fresh food

You need fresh ingredients for good meals. Siemens' freshness system make keeping food fresh easy and flexible, so meals are always delicious regardless of when you find the time to shop.

Fruit & Vegetables



Fish & Meat





Design for food, and design for easy life

Although they may be behind closed doors, Siemens elegant and functional range of built-in fridge freezers are going to become the talking point in any kitchen.



Always securely closed: the softClosing door

The new softPull system makes sure that the door closes properly. In addition, a door closer is integrated into all flat hinges. Even heavily loaded, doors are closed easily and securely.



Flush folding hinge

Most models in the range feature a flush folding hinge door design that enables quick and easy fitment of the furniture door without the need for extra drilling. This hinge design holds a door weight of up to 45kg, gives an increased door opening angle of 115°, and features automatic door closing at an angle of less than 20°.



DuoAircycle for more stable temperature and prevent odor transfer

Duo Aircycle, which allows you to control the chilling and freezer compartments independently. Easy-to-use electronic controls allow you to adjust the temperatures individually and prevents odor transfer.



Super function

Adding warm or large amounts of stuff to a refrigerator can lead to an increase in the internal and food temperatures. By switching on the super cool or super freeze function before you go shopping ensures fast and safe storage of food added to the fridge or freezer without affecting the temperature of the food already in the refrigerator.



Showcase of all your food: full extension drawer

All drawers in the fridge section can be easily extended to the fullest without falling out, giving a better overview of the refrigerated food.



Extraordinary standard for food preservation

The multiAirflow System in the refrigerator ensures that cold air is distributed evenly throughout the interior and along the inside of the door. This keeps the temperature constant, even if the door is opened for a short period of time.



Smart and precision temperature control

Allows you to easily and precisely set and adjust the temperature and select modes such as super cooling / super freezing functions.





Luxury with Convenience



easyAccess glass shelves

This extendable glass shelf can be slid out smoothly, so that you can reach the food at the back of the fridge.

twinCool single fridge and freezer

Single fridge and single freezer in combination offer a luxury refrigeration solution. With hyperFresh and other convenience functions. You may even combining 3 or even more together to serve as a high capacity refrigeration solution.



hyperFresh plus vegetable drawer

The hyperFresh plus vegetable drawer keeps vegetables, salad and fruit fresh and prevent from drying out, thus preserving precious vitamins, keeping it longer crisp, flavoursome and more nutritious.



bottleRack

The full-width metal bottleRack is a perfect place to store bottled wine or drinks and make the best use of space in your fridge.



Ice twister box

Ice cubes from the storage tray in a simple, easy and hygienic way.



Two extra-large bigBox for large food items in freezer

The bigBox is 27cm high and provides enough room for several pizzas. Store a turkey or put large freezer containers in the roomy bigBox with ease.



For intelligent and sustainable future



Duo Aircycle for more stable temperature and prevent odor transfer

Duo Aircycle, which allow you to control the chilling and freezer compartments independently. Easy-to-use electronic controls allow you to adjust the temperatures individually and prevents odor transfer.



Stable performance, less noise, and lower energy consumption with the Intelligent Inverter Compressor

Intelligent Inverter Compressor adjusts the refrigerator's temperature in accordance with the inside and outside temperature conditions. It consistently runs at the optimal speed to keep the food at optimal temperature even during voltage fluctuations and deliver stable and efficient performance.

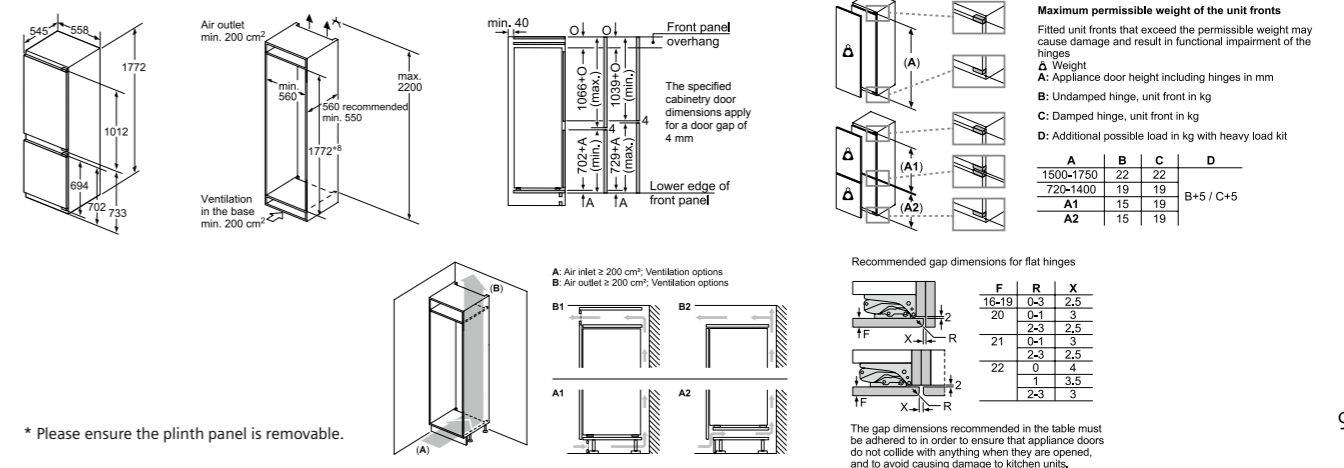


Cooling - coolConcept



Built-in 2-door refrigerator, bottom freezer KI86NAF31K

Features	<ul style="list-style-type: none"> noFrost Duo Aircycle - 2 cooling circuits Digital display and touch control of fridge and freezer sections 	<ul style="list-style-type: none"> Flush folding hinge Door right hinged, reversible Inverter compressor
Fridge Section	<ul style="list-style-type: none"> hyperFresh plus drawer for fruit & vegetables superCooling function with automatic deactivation 	<ul style="list-style-type: none"> 5 safety glass shelves of which 4 are height adjustable, including varioShelf and extendable easyAccess shelf Large door tray with dairy compartment 4 door bins, including 1 extra deep LED interior light on both sides
Freezer Section	<ul style="list-style-type: none"> superFreezing function with automatic deactivation 3 drawers, including 1 bigBox 	<ul style="list-style-type: none"> varioShelf – removable safety glass shelves for extra space Freezing calendar
Technical Information	<ul style="list-style-type: none"> Total net capacity: 254L Net fridge capacity: 187L Net freezer capacity: 67L Noise level: 39dB 	<ul style="list-style-type: none"> Annual energy consumption: 223kWh Freezing capacity (24hrs): 8kg Storage time in power failure: 13hrs Total connected load: 0.09kW (10A)
Supplied Accessories	<ul style="list-style-type: none"> 3 egg trays 1 ice cube tray 	<ul style="list-style-type: none"> 2 cool packs
Appliance Dimensions (H x W x D)	1,772 x 558 x 545 mm	
Country of Origin	Germany	
Expert Services	<ul style="list-style-type: none"> Product consultation with unlimited product hotline inquiry Kitchen planning consultation with pre-installation site measurement Professional installation 	
Recommended Retail Price	HK\$24,800	



Cooling - coolConcept



Built-in single door fridge
KI81FPF30K

Features	<ul style="list-style-type: none"> LED display and touch control Flush folding hinge softClosing door 	<ul style="list-style-type: none"> Door right hinged, reversible Telescopic rail drawers Inverter compressor
Fridge Section	<ul style="list-style-type: none"> Fridge net capacity: 206L superCooling function with automatic deactivation 7 safety glass shelves of which 6 are height adjustable, including 1 varioShelf and 1 easyAccess shelf 	<ul style="list-style-type: none"> Large door tray with dairy compartment 4 door bins, including 1 extra deep LED interior light on both sides
hyperFresh premium 0°C Compartment	<ul style="list-style-type: none"> hyperFresh premium 0°C net capacity: 83L 1 humidity control drawer for fruit & vegetables 2 drawers for fish & meat LED interior light 	
Technical Information	<ul style="list-style-type: none"> Total net capacity: 289L Noise level: 37dB Annual energy consumption: 131kWh Total connected load: 0.09kW (10A) 	
Supplied Accessory	Egg trays	
Appliance Dimensions (H x W x D)	1,772 x 558 x 545 mm	
Country of Origin	Germany	
Expert Services	<ul style="list-style-type: none"> Product consultation with unlimited product hotline inquiry Kitchen planning consultation with pre-installation site measurement Professional installation 	
Recommended Retail Price	HK\$28,800	

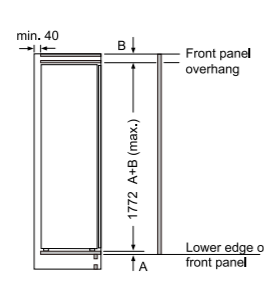
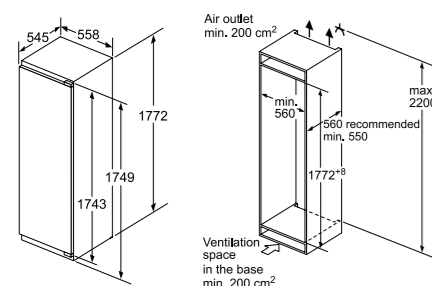
Cooling - built-in



New
* Available in Q4 2024

Built-in single door freezer
GI81NPF0K

Features	<ul style="list-style-type: none"> LED display and touch control Flush folding hinge Door left hinged, reversible Inverter compressor
Freezer Section	<ul style="list-style-type: none"> noFrost superFreezing functions with automatic deactivation 2 hinged freezer compartments 5 drawers 6 glass shelves
Technical Information	<ul style="list-style-type: none"> Total net capacity: 211L Noise level: 36dB Annual energy consumption: 263kWh Freezing capacity (24hrs): 20kg Storage time in power failure: 22 hrs Total connected load: 0.17kW (13A)
Supplied Accessories	<ul style="list-style-type: none"> 2 cool packs 1 ice cube tray
Appliance Dimensions (H x W x D)	1,772 x 558 x 545 mm
Country of Origin	Germany
Expert Services	<ul style="list-style-type: none"> Product consultation with unlimited product hotline inquiry Kitchen planning consultation with pre-installation site measurement Professional installation
Recommended Retail Price	HK\$30,800



Maximal permissible weight of the unit fronts

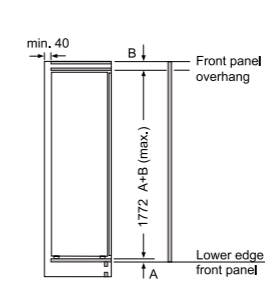
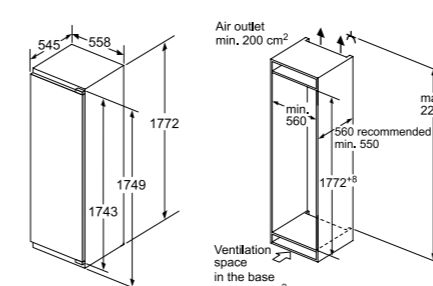
T: Includes height of appliance door	undamped hinge, Door in kg:	damped hinge, Door in kg:
Hinges in mm:	1500-1750	22

Recommended gap dimensions for flat hinges

F	R	X
16-19	0-3	2,5
20	0-1	3
	2-3	2,5
21	0-1	3
	2-3	2,5
22	0	4
	1	3,5
	2-3	3

* Please ensure the plinth panel is removable.

Measurements in mm



Maximal permissible weight of the unit fronts

T: Includes height of appliance door	undamped hinge, Door in kg:	damped hinge, Door in kg:
Hinges in mm:	1500-1750	22


Recommended gap dimensions for flat hinges

F	R	X
16-19	0-3	2,5
20	0-1	3
	2-3	2,5
21	0-1	3
	2-3	2,5
22	0	4
	1	3,5
	2-3	3

* Please ensure the plinth panel is removable.

Measurements in mm

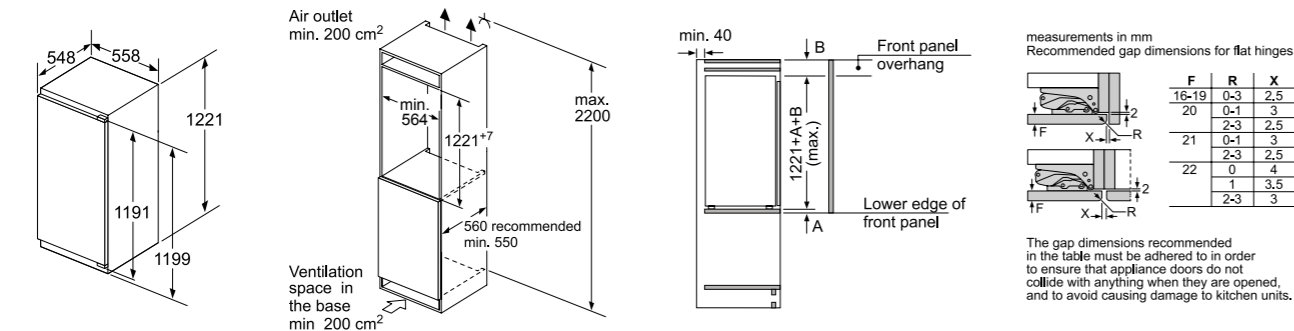
Cooling



New
* Available in Q4 2024

Built-in 1-door refrigerator, top freezer KI42LADD1K

Features	<ul style="list-style-type: none"> Intelligent inverter compressor Low Frost Digital LED display and control of fridge section 	<ul style="list-style-type: none"> Flush folding hinge Door right hinged, reversible
Fridge Section	<ul style="list-style-type: none"> hyperFresh drawer for fruit & vegetables superCooling function with automatic deactivation Large door tray with dairy compartment 4 door bins, including 1 extra deep 	<ul style="list-style-type: none"> 4 safety glass shelves of which 3 are height adjustable, including varioShelf LED interior light Bottle rack
Freezer Section	<ul style="list-style-type: none"> Manual defrost superFreezing function with automatic deactivation 	
Technical Information	<ul style="list-style-type: none"> Total net capacity: 187L Net fridge capacity: 171.5L Net freezer capacity: 15.5L Noise level: 27dB Annual energy consumption: 117.53kWh Freezing capacity (24hrs): 2.7kg Storage time in power failure: 11hrs Total connected load: 0.07kW (10A) 	
Supplied Accessories	<ul style="list-style-type: none"> 3 egg trays 1 ice cube tray 	
Appliance Dimensions (H x W x D)	1,221 x 558 x 545 mm	
Country of Origin	Germany	
Expert Services	<ul style="list-style-type: none"> Product consultation with unlimited product hotline inquiry Kitchen planning consultation with pre-installation site measurement Professional installation 	
Recommended Retail Price	HK\$17,800	

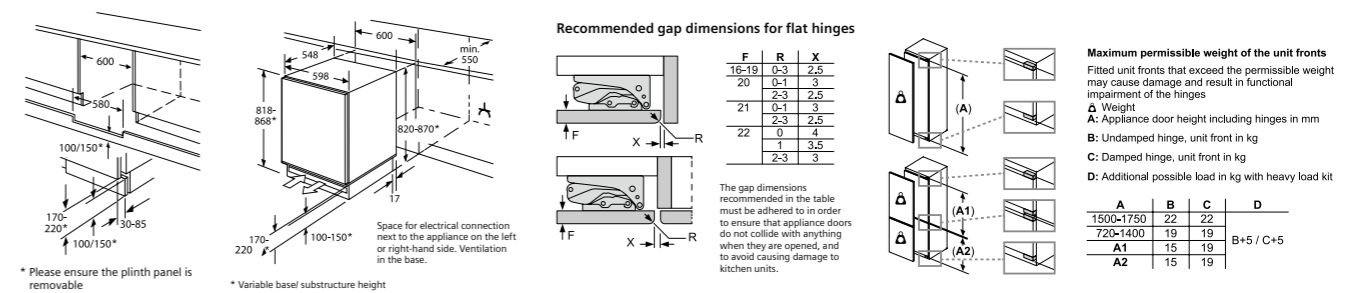


Cooling - built-under




Built-in refrigerator KU15LADF0K

Features	<ul style="list-style-type: none"> Interior temperature control Flush folding hinge softClosing door Door right hinged, reversible Integrated freezer compartment
Fridge Section	<ul style="list-style-type: none"> 2 safety glass shelves of which 1 is height adjustable 1 vegetable container Pull-out tray 3 door trays including 1 with extra depth
Freezer Section	<ul style="list-style-type: none"> superFreezing function with automatic deactivation Manual defrost
Technical Information	<ul style="list-style-type: none"> Total net capacity: 123L Net fridge capacity: 108L Net freezer capacity: 15L Noise level: 38dB Annual energy consumption: 140kWh Freezing capacity (24 hrs): 2kg Storage time in power failure: 10 hrs Total connected load: 0.09kW (13A)
Supplied Accessories	<ul style="list-style-type: none"> 1 egg tray 1 ice cube tray
Appliance Dimensions (H x W x D)	818-868 x 598 x 548 mm
Country of Origin	Germany
Expert Services	<ul style="list-style-type: none"> Product consultation with unlimited product hotline inquiry Kitchen planning consultation with pre-installation site measurement Professional installation
Recommended Retail Price	HK\$15,800



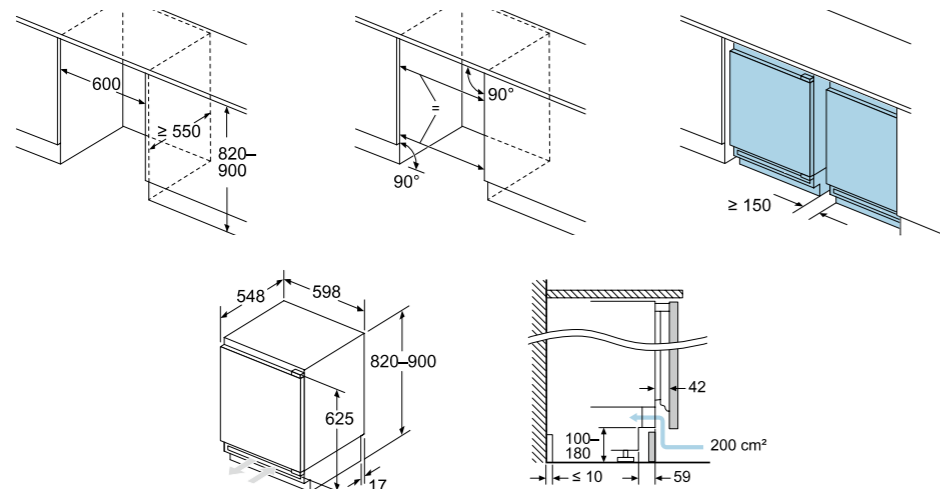
Cooling - built-under



New
* Available in Q4 2024

Built-in fridge
KU21RADE0C

Features	<ul style="list-style-type: none"> Home Connect Touch control precise electronic temperature control Flush folding hinge softClosing door Door right hinged, reversible noFrost fridge
Fridge Section	<ul style="list-style-type: none"> 2 safety glass shelves of which 1 is height adjustable hyperFresh $\leftrightarrow 0^{\circ}\text{C}$ compartment for prolonged freshness superCooling function with automatic deactivation LED light with soft start Pull-out tray 3 door trays including 1 with extra depth
Technical Information	<ul style="list-style-type: none"> Total net capacity: 134L Noise level: 35dB (as quiet as if in a library) Annual energy consumption: 75kWh Nominal voltage: 220-240 V
Supplied Accessories	<ul style="list-style-type: none"> 1 egg tray
Appliance Dimensions (H x W x D)	818-868 x 598 x 548 mm
Country of Origin	Germany
Expert Services	<ul style="list-style-type: none"> Product consultation with unlimited product hotline inquiry Kitchen planning consultation with pre-installation site measurement Professional installation
Recommended Retail Price	HK\$15,800



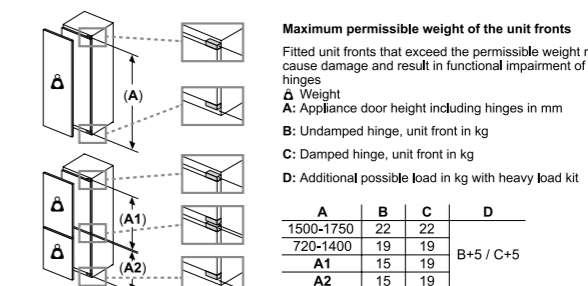
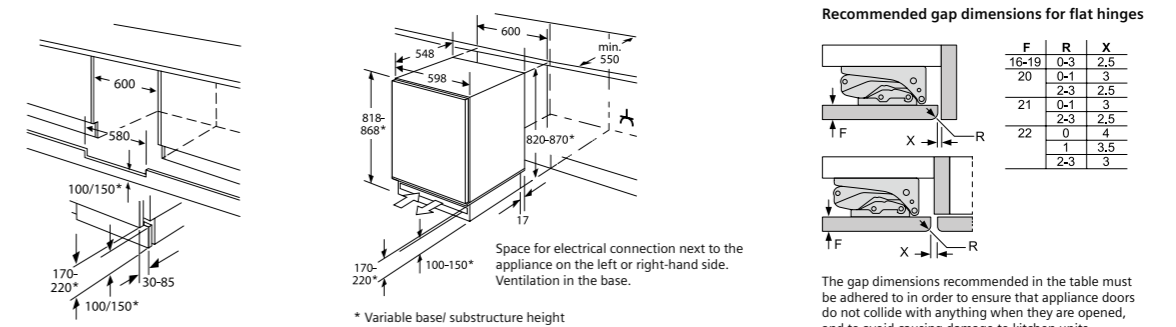
95 This appliance is best installed in a dry and/or air-conditioned room.

Measurements in mm



Built-in freezer
GU15DAFF0G

Features	<ul style="list-style-type: none"> Interior temperature control Door right hinged, reversible
Freezer Section	<ul style="list-style-type: none"> superFreezing function Manual defrost 3 drawers Freezing calendar Audible and visual alarm
Technical Information	<ul style="list-style-type: none"> Total net capacity: 98L Noise level: 38dB Annual energy consumption: 184kWh Freezing capacity (24 hrs): 12kg Storage time in power failure: 23 hrs Total connected load: 0.09kW (13A)
Supplied Accessory	1 ice cube tray
Appliance Dimensions (H x W x D)	818-868 x 598 x 548 mm
Country of Origin	Germany
Expert Services	<ul style="list-style-type: none"> Product consultation with unlimited product hotline inquiry Kitchen planning consultation with pre-installation site measurement Professional installation
Recommended Retail Price	HK\$15,800



* Please ensure the plinth panel is removable.

Measurements in mm

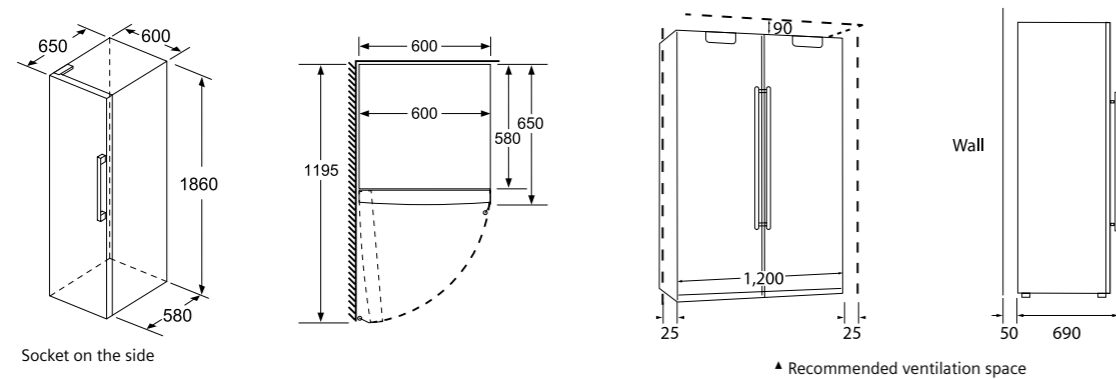
Cooling - twinCool




Freestanding fridge
KS36VAIEP

Always place the fridge KS36VAIEP on the left side for a side by side arrangement.

Door Design	antiFingerprint stainless steel door	
Features	<ul style="list-style-type: none"> • LED electronic digital temperature control • superCooling function with automatic deactivation • Interior ventilator • hyperFresh Plus drawer • Vegetable drawer on telescopic rail • LED illumination light • 6 safety glass shelves of which 5 are height adjustable, easyAccess glass shelves • 5 door bins including 1 with easyLift and 1 dairy compartment • bottleRack • Door left hinged, reversible 	
Technical Information	<ul style="list-style-type: none"> • Net fridge capacity: 346L • Noise level: 39dB • Annual energy consumption: 112kWh • Total connected load: 0.09kW (10A) 	
Supplied Accessory	3 egg trays	
Optional Accessory	Connection set (KS39ZAL00)	
Appliance Dimensions (H x W x D)	1,860 x 600 x 650 (690*) mm Please reserve an additional depth for ventilation purpose [▲]	* include door handle
Country of Origin	Spain	
Expert Services	<ul style="list-style-type: none"> • Product consultation with unlimited product hotline inquiry • Kitchen planning consultation with pre-installation site measurement • Professional installation 	
Recommended Retail Price	HK\$29,800	



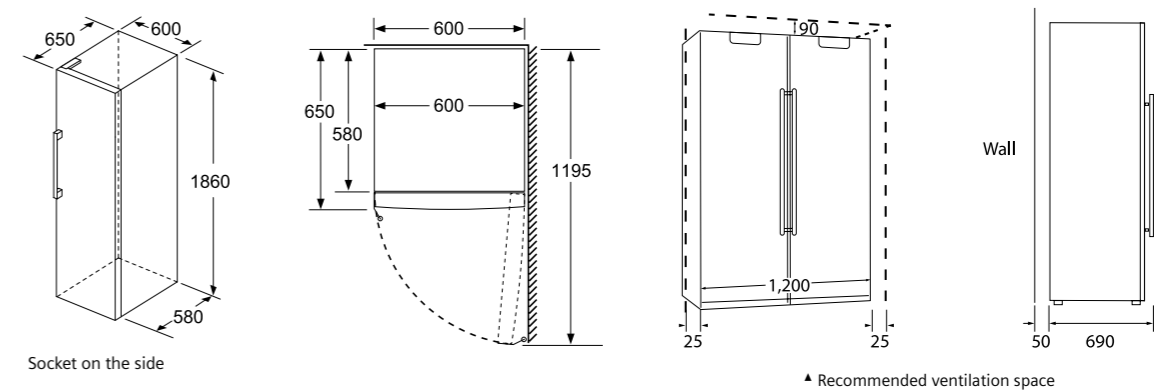
Measurements in mm



Freestanding freezer
GS36NAIEP

Always place the fridge KS36VAIEP on the left side for a side by side arrangement.

Door Design	antiFingerprint stainless steel colour door	
Features	<ul style="list-style-type: none"> • noFrost • LED electronic digital temperature control • superFreezing function with automatic deactivation • Interior ventilator • multiAirflow • Multi-Alarm-System with memory function and door open warning tone 	<ul style="list-style-type: none"> • LED illumination light • iceTwister box • Vario Zone: 6 removable safety glass shelves for extra space • 4 freezer drawers including 2 bigBox • Freezing calendar • Door right hinged, reversible • Inverter compressor
Technical Information	<ul style="list-style-type: none"> • Net freezer capacity: 242L • Noise level: 39dB • Annual energy consumption: 215kWh • Freezing capacity (24hrs): 18.7kg • Storage time in power failure: 25hrs • Total connected load: 0.09kW (10A) 	
Supplied Accessory	2 cool packs	
Optional Accessory	Connection set (KS39ZAL00)	
Appliance Dimensions (H x W x D)	1,860 x 600 x 650 (690*) mm Please reserve an additional depth for ventilation purpose [▲]	* include door handle
Country of Origin	Spain	
Expert Services	<ul style="list-style-type: none"> • Product consultation with unlimited product hotline inquiry • Kitchen planning consultation with pre-installation site measurement • Professional installation 	
Recommended Retail Price	HK\$26,800	



Measurements in mm



coolDuo side by side inverter refrigerator

Siemens's side by side refrigerators are stunning in design, and offer you convenience features as other cooling series, and flexibility in installation.

3D multiAirflow System

3D multiAirflow System works with iSensonic technology to optimize the air circulation within the fridge, hyperFresh premium 0°C drawer and freezer compartments to ensure even cooling throughout the appliance. Wherever you place your groceries in the refrigerator, it will cool them quickly. The hidden open vents at the back wall of the appliance draw cold air into each compartment.




freshSense.

The Inverter compressor works with minimum 3 thermal sensors in the fridge and freezer to form the freshSense system. The sensors detect the temperature inside the compartment, taking into account the external temperature fluctuations, and automatically adjusts the temperature to its best state to keep food fresh.

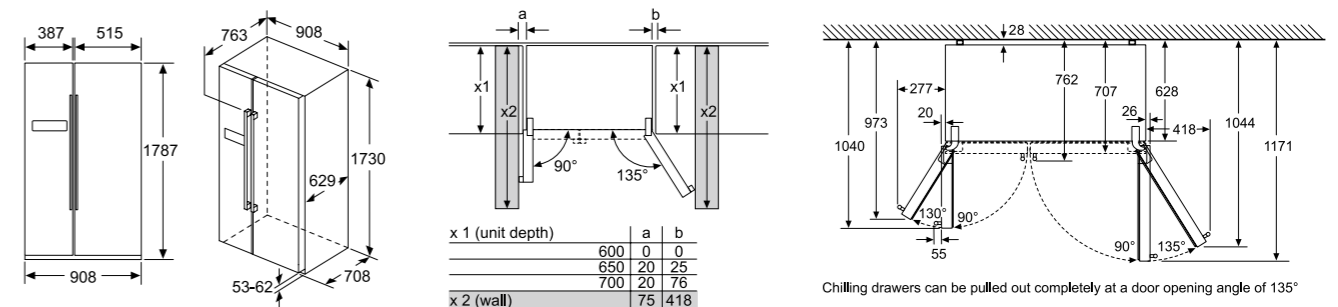


Cooling - coolDuo



Side by side refrigerator
KA93NVIFPK


Features	<ul style="list-style-type: none"> antiFingerprint stainless steel colour door noFrost High storage net capacity – 560L In door electronic with LED display and touchControl 	<ul style="list-style-type: none"> freshSense – sensor system for optimised temperature control Special functions: eco, vacation mode Inverter compressor
Fridge Section	<ul style="list-style-type: none"> superCooling function with automatic deactivation LED interior light multiAirflow system 	<ul style="list-style-type: none"> 5 safety glass shelves of which 4 are adjustable 2 Fresh drawers 5 door bins, including 3 extra deep
Freezer Section	<ul style="list-style-type: none"> superFreezing function with automatic deactivation LED interior light Removable iceTwister 	<ul style="list-style-type: none"> 5 safety glass shelves 2 drawers 3 door trays
Technical Information	<ul style="list-style-type: none"> Total net capacity: 560L Fridge net capacity: 371L Freezer net capacity: 189L Noise level: 42dB 	<ul style="list-style-type: none"> Annual energy consumption: 363kWh Freezing capacity (24hrs): 12kg Storage time in power failure: 4hrs Total connected load: 0.23kW (13A)
Supplied Accessory	Egg tray	
Appliance Dimensions (H x W x D)	1,787 x 908 x 707 (762*) mm Please reserve an additional depth for ventilation purpose [▲]	* Include door handle
Country of Origin	China	
Expert Services	<ul style="list-style-type: none"> Product consultation with unlimited product hotline inquiry Kitchen planning consultation with pre-installation site measurement Professional installation 	
Recommended Retail Price	HK\$13,890	



[▲] Depth includes 28mm spacer at the rear for ventilation. Recommended min. ventilation space for built-in installation, Top: 90mm, Sides: min. 25mm each. Door hinge should be placed outside the cabinet.

Please consult sales consultant for a free on-site inspection.

Measurements in mm



Our dishwashers save time and energy alongside with complete flexibility and versatility. They also come fully equipped with an array of innovative technology, stylish design and user-friendly functions.

Dishwasher



Spend time with family not dishwashing

Delegate your cleaning.

Indulge in your favourite activities after a well-deserved meal. "Just live life" Siemens dishwasher will take care of the rest.

Free from bacteria and germs.

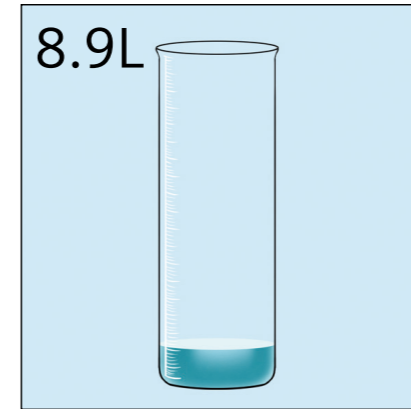
Siemens dishwasher can reach up to 70°C high temperature during the rinsing cycle, killing 99.999%* of all bacteria, giving you the most hygienic wash possible.

Deploy Siemens' intelligent troops.


Siemens dishwashers have built-in intelligent sensors. They can intelligently adjust the water consumption, temperature and cycle time, ensuring your dishes are always perfectly cleaned and dried, saving time and energy.

Reasons to own a Dishwasher: it does dishwashing better

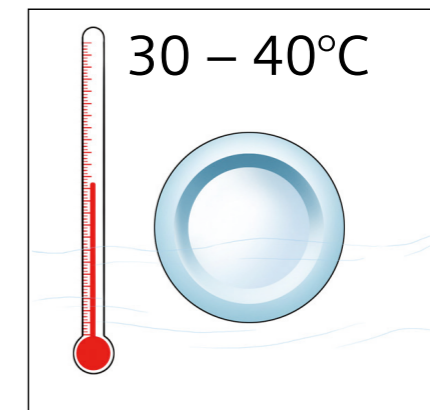
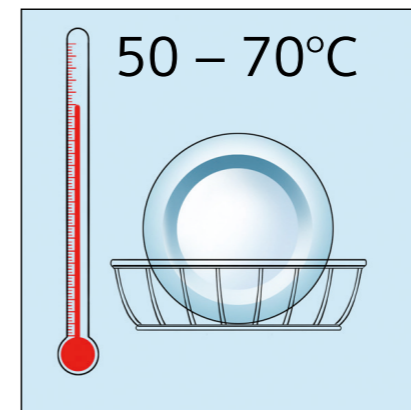
Dishwasher



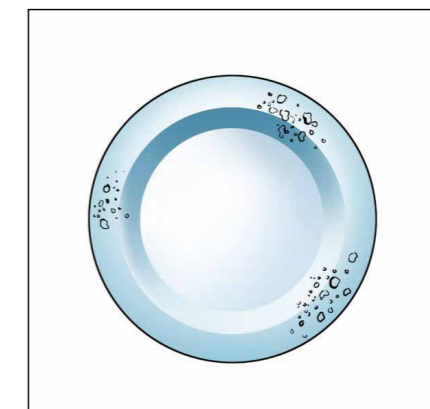
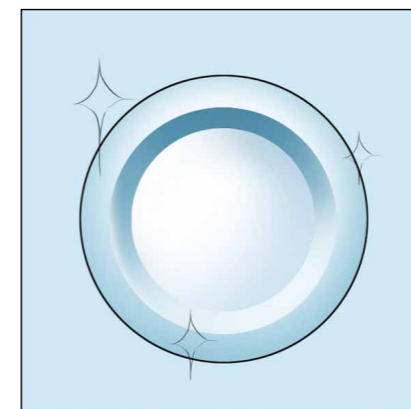
Hand wash



1) Protect the environment by saving 85%[^] of water.



2) Remove 99.999%* of all bacteria and germs, protecting your family against Salmonella and E.coli.



3) High water pressure, giving you an effective wash, without damaging your delicate china or glassware.

* 99.999% reduction on Escherichia coli, Staphylococcus aureus in Eco 50°C program, HKTEC2301435901 (date 04/23), HKTEC2102323201 (date 06/21), HKTEC2402375401 (date 06/24), HKGEC2000415202 (date 08/20) issued by SGS Hong Kong Limited.

[^] Assuming 60 litres of water is used for hand washing per day. Apply to SR63EX24ME using Eco Wash 50°C Programme.

Take your time and let the dishwasher do the rest
 The Auto Wash 45°C - 65°C washing programme with intensiveZone option can help to clean the dirty dishes as well as the wok and pot after a meal.



Care for your loved ones
 Hygiene is very important for a healthy family. Use the Intensive Wash 70°C washing programme with hygienePlus option to wash and sterilize your utensils, cutlery and milk bottles. During the rinse cycle, a high temperature of approximately 70°C is maintained for an extra period of time, killing many of the bacteria and germs, so your loved ones are well protected.



Host parties with ease
 During a party, a lot of dishes would require a quick wash for reuse again, the Quick Wash 45°C washing programme would become handy at this point. A full load of dishes could be washed in around 35 minutes. The extraDry option can be added to ensure the dishes are dry.



Treasure your wine glasses
 Washing the delicate wine glasses is not easy, but with Siemens dishwasher anything is possible. Simply place the glasses in the glassZone, select the Glass Wash 40°C washing programme. The result: delicate glasses look as good as new, producing better result than washing by hand.

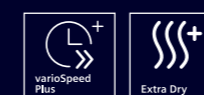


Favourite
 Your personal favourites in one push: The Favourite button makes your dishwasher even more personal. Simply enter your most used combination of dishwashing programmes and options, and then start them conveniently at the touch of a button, via the Home Connect app.



Sometime things have to be done fast
 If you need clean plates in a hurry, varioSpeed Plus is the perfect time saver. When activated, the washing time is reduced by up to 66%. * Apply Extra Dry to ensure better drying performance.

* Does not apply to the Pre-rinse or Quick Wash cycle



Machine Care with Siemens dishwashers
 For excellent results when washing and drying, it is important to look after your dishwasher correctly. Machine Care Programme is designed to be used together with a dishwasher cleaning detergent and provides a short, high temperature, high pressure wash designed to remove limescale and grease build up inside your dishwasher and outlet pipes. The dishwasher will remind you every 30 cycles or so to run this programme, to keep your appliance running as efficiently as possible.



Siemens dishwasher, everything under control



Home Connect: forget about household chores

Remotely monitor your dishwasher whenever you are, whenever you want. With Remote Monitoring, you can monitor all type of real-time information related with your connected dishwasher. You can easily check program status such as remaining cycle time or the details as salt/rinse aid level, water hardness level and be sure everything is running smoothly.

Select the ideal cleaning program easily via Home Connect App - Easy start. The easyStart menu on the Home Connect App helps you to find the correct setting for your load quickly and easily. Just answer a few simple questions and the app will suggest the most optimum programme for your load. It is easy to adjust your dishwasher settings via the app on your mobile or tablet to keep it running at maximum efficiency.

Tab Counter: Get notified before the dishwasher tablets run out.

Tab Counter allows you to track the number of your remaining dishwasher tablets. After each purchase of tablets, just enter the number of tablets to the Home Connect app and the Tab Counter counts down the number of tablets in each cycle. It sends a notification via Home Connect app when the remaining is below the identified number. So your dishwasher tablets are always in your control when you need them.

Easily select and start cleaning programs via Home Connect App - Remote control. Start the dishwasher remotely when away from home, check the washing time or even receive push notifications for machine maintenance on your smart device.

Personalise your home with Siemens Appliance

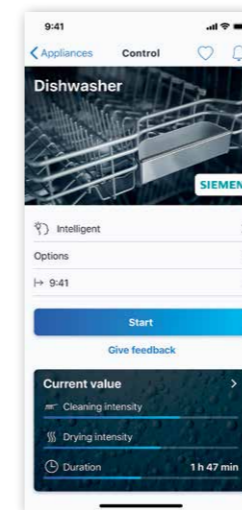


A dishwasher listens to you

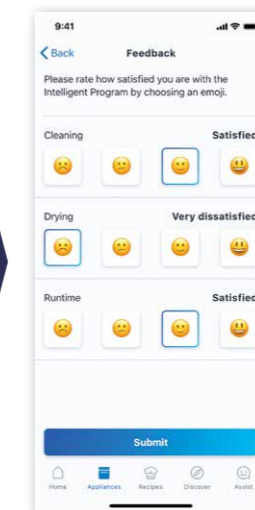


Intelligent AI Wash

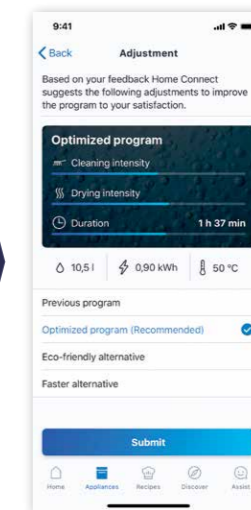
Rate your dishwasher via the Home Connect App how satisfied you are with the duration of the programme and the cleaning and drying results. The dishwasher adjusts its settings to create a customized dishwashing programme for you. Additionally, the programme offers you full transparency about water and energy consumption.



Start and select importance of cleaning, drying and runtime.




Rate the result.



Pick the recommendation.



Your customized programme is ready.



iTurbo (supported by powerSelect function)

iTurbo is designed to wash all dishes at the same time, from the most delicate glasses to steel pots. This specially designed bottom arm divides the dishwasher into four parts for a more customized washing. So for excellent cleaning, you can adjust each section according to the needs of your dishes.



dosageAssist

Quickly and evenly dissolves dishwasher tablets throughout the entire machine, leaving no mess to clean at the end of the cycle. This also prevents the tablet getting stuck in your dishware ensuring no cleaning product residue is left after the cycle.



aquaStop

Immediately when the dishwasher senses a leak, it stops the water flow, and activates drainage of ponding to prevent harm to other furniture and appliances.

*If water connection is outside the cabinet of the machine, a 10 x 10cm cut-out hole on the cabinet partition is needed for the aquaStop pipe to pass through.



aquaSensor

Makes sure that the optimum temperature is used depending on how dirty the dishes are, meaning that dishes are perfectly clean the first time round.



Heat exchanger

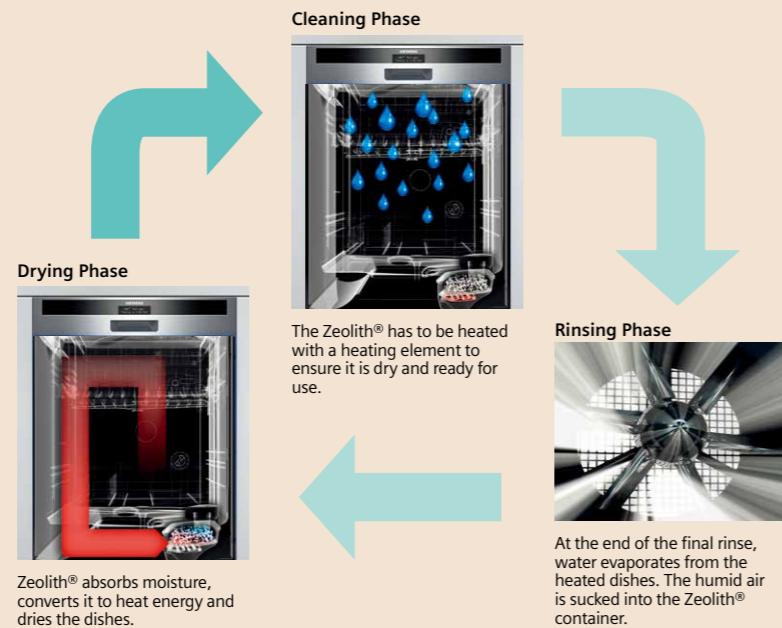
Protect your glasses from cracking with gentle water heating. Heat generated during the wash cycle is used to pre-heat the rinsing water to stop glasses being put under stress. Standard on all models.

Technologies for perfection

With innovations and leading technologies in dishwashing, Siemens' dishwasher evolve dishwashing into the next level. From user-friendly basket designs, convenient washing programmes, advanced washing technologies, incredible drying innovations, to reliable safety and maintenance features, we make your dishwashing tasks much more easier in every details, and in an efficient way with brilliant result.

Zeolith® Technology for Incredible Drying

Siemens' Zeolith® dishwasher make innovative use of zeolith, a naturally occurring mineral, which has the ability to absorb moisture and convert it into heat energy. For all type of tableware, even plastic dishes, you can put into cupboard immediately after dishwasher finished drying. Result in better drying performance and less electricity consumption.



Designed for flexible loading



varioDrawer

The varioDrawer not only makes dishwasher loading more flexible and easier, it now even more flexibility of its own. It not only securely holds your cutlery but offer space for wide handled knives, soup ladles, teacups and small coffe cups.



flexComfort basket system

The new flexComfort baskets with elegant design give you freedoms when loading and unloading dishes. Whether plates, pots, cup, or wine glasses, with Siemens flexComfort basket, every dish quickly find its place.




glassZone

Specially for gentle and thorough cleaning of your valuable glasses. Six integrated nozzles ensure continuous but gentle water supply, provide thorough cleaning without damaging sensitive materials. In addition, integrated contact surface made of anti-slip silicone protect against mechanical stress and give your glasses a secure hold.



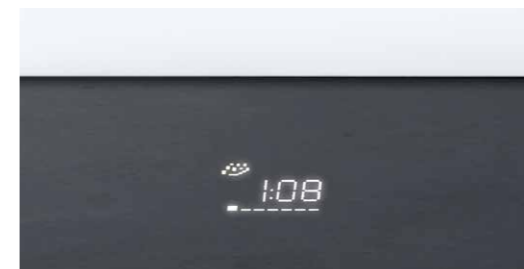
rackMatic Plus basket

A gentle push on the function lever, next to the upper level cleaning basket, controls this basket's flexibility to up to 3 levels. With room for items of 34cm diameter, it is the best option for cleaning large-sized cookware.




timeLight

Check the status of the cycle easily. Useable on any surface of any colour, the innovative timeLight projects the remaining time as well as other essential information of the dishwasher cycle onto the floor. With quiet dishwashers, this solution lets you know the dishwasher is running and how long is left at a glance, so you can avoid opening the door mid-cycle.



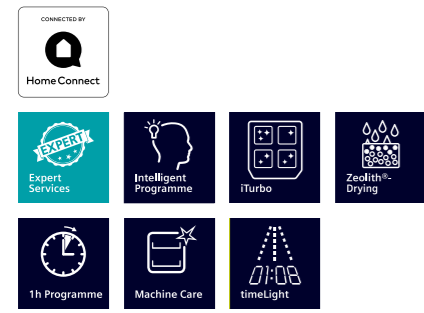
infoLight

Projects a beam of light onto the floor to show the dishwasher is running. This prevents needing to open the door while the cycle is still active to see if it is finished.



Added kitchen convenience.

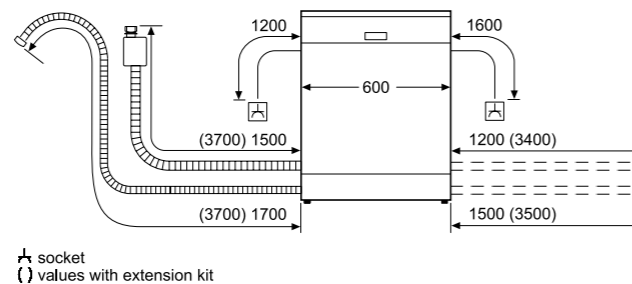
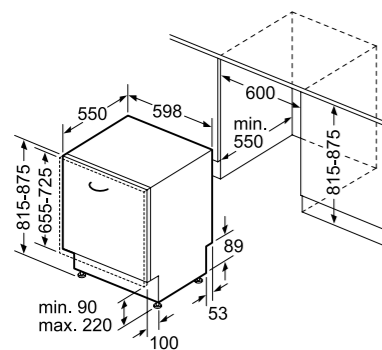
Dishwasher



60cm intelligent dishwasher
SN67ZX86DM

Capacity	13 place settings
8 Programmes	<ul style="list-style-type: none"> Intelligent AI Wash Auto Wash 45 - 65°C Intensive Wash 70°C 1hr Wash 65°C Eco Wash 50°C Glass Wash 40°C Favourite / Pre Rinse Machine Care
Functions	<ul style="list-style-type: none"> HygienePlus Pretreatment powerSelect (back, front, custom)
Technology	<ul style="list-style-type: none"> Zeolith® drying technology glassZone aquaSensor Heat exchanger aquaStop anti-flood system dosageAssist iQdrive technology
Flexibility	<ul style="list-style-type: none"> 2 stage rackMatic height adjustable top basket 3rd adjustable basket with Knife shelf flexComfort Pro basket system 1-24 hours delay start timer Cutley basket Bottle holder
Design	<ul style="list-style-type: none"> Fully integrated emotionLight: blue timeLight projection : White Touch control panel Full flexibility of door panel at your choice (not included accessory)
Technical Information	<ul style="list-style-type: none"> Consumption rates (Eco Wash 50°C programme) <ul style="list-style-type: none"> - Water 10.4L - Electricity 0.64kWh Total connected load 2.4kW (13A)
Appliance Dimensions (H x W x D)	815-875 x 598 x 550mm
Country of Origin	Germany
Expert Services	<ul style="list-style-type: none"> Product consultation with unlimited product hotline inquiry Kitchen planning consultation with pre-installation site measurement Professional installation
Recommended Retail Price	HK\$25,800

† 99.999% reduction on Escherichia coli, Staphylococcus aureus in Eco 50°C program, HKTEC2301435901 (date 04/23) issued by SGS Hong Kong Limited.



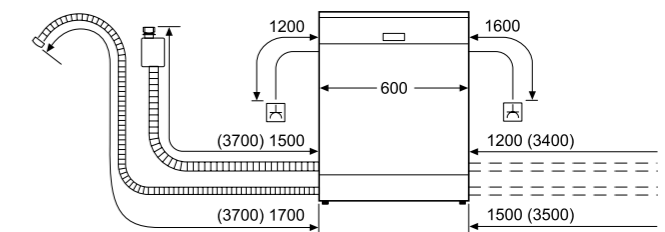
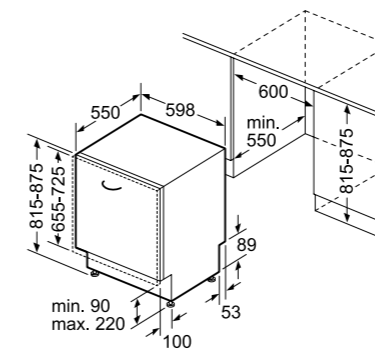
socket
() values with extension kit



60cm fully integrated dishwasher
SN61IX09TE


Capacity	12 place settings
5 Programmes	<ul style="list-style-type: none"> Auto Wash 45°C - 65°C Intensive Wash 70°C 1hr Wash 65°C Eco Wash 50°C Favourite / Pre Rinse
Functions	<ul style="list-style-type: none"> Remote Start varioSpeed Machine Care Half load
Technology	<ul style="list-style-type: none"> aquaSensor aquaStop anti-flood system dosageAssist iQdrive technology
Flexibility	<ul style="list-style-type: none"> vario basket system Moveable cutlery basket 3, 6, 9 hours delay start timer
Design	<ul style="list-style-type: none"> infoLight (blue) Full flexibility of door panel at your choice (not included accessory)
Technical Information	<ul style="list-style-type: none"> Consumption rates (Eco Wash 50°C programme) <ul style="list-style-type: none"> - Water 10.5L - Electricity 1.02kWh Noise level 48dB Total connected load 2.4kW (13A)
Appliance Dimensions (H x W x D)	815-875 x 598 x 550mm
Country of Origin	Poland
Expert Services	<ul style="list-style-type: none"> Product consultation with unlimited product hotline inquiry Kitchen planning consultation with pre-installation site measurement Professional installation
Recommended Retail Price	HK\$15,800

† 99.999% reduction on Escherichia coli, Staphylococcus aureus in Eco 50°C program, HKTEC2102323201 (date 06/21) issued by SGS Hong Kong Limited.



socket
() values with extension kit

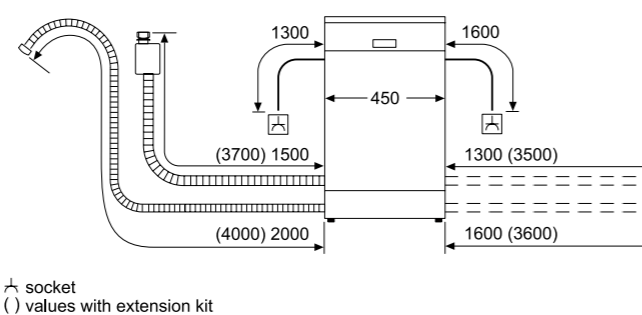
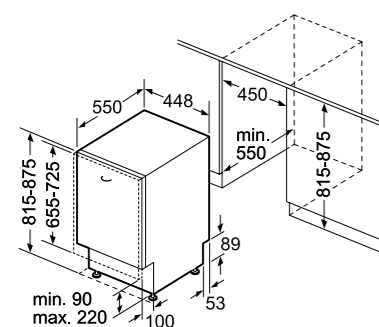
Dishwasher



45cm fully integrated dishwasher
SR63EX24ME

Capacity	10 place settings
6 Programmes	<ul style="list-style-type: none"> Intensive Wash 70°C Auto Wash 45°C - 65°C 1 hour Wash 65°C Eco Wash 50°C Quick Wash 45°C Favorite/Pre Rinse
Functions	<ul style="list-style-type: none"> Remote Start varioSpeed Plus hygienePlus intensiveZone Machine Care programme
Home Connect function	Silence on demand
Technology	<ul style="list-style-type: none"> aquaSensor Heat exchanger aquaStop anti-flood system dosageAssist autoOpen dry iQdrive technology
Flexibility	<ul style="list-style-type: none"> 3 stage rackMatic height adjustable top basket varioDrawer varioFlex Plus basket system 1-24 hours delay start timer
Design	<ul style="list-style-type: none"> duoPower double spray arms infoLight (blue) Push button controls Full flexibility of door panel at your choice (not included accessory)
Technical Information	<ul style="list-style-type: none"> Consumption rates (Eco Wash 50°C programme) <ul style="list-style-type: none"> - Water 8.9L - Electricity 0.593kWh - Noise level 44dB - Total connected load 2.4kW (13A)
Appliance Dimensions (H x W x D)	815-875 x 448 x 550mm
Country of Origin	Poland
Expert Services	<ul style="list-style-type: none"> Product consultation with unlimited product hotline inquiry Kitchen planning consultation with pre-installation site measurement Professional installation
Recommended Retail Price	HK\$15,800

† 99.999% reduction on Escherichia coli, Staphylococcus aureus in Eco 50°C program, HKTEC2402375401 (date 06/24) issued by SGS Hong Kong Limited.



socket
() values with extension kit

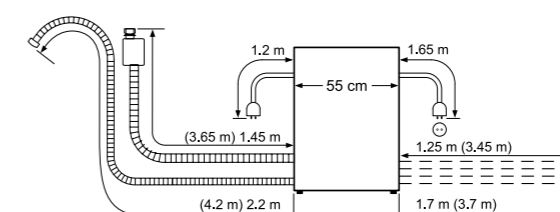
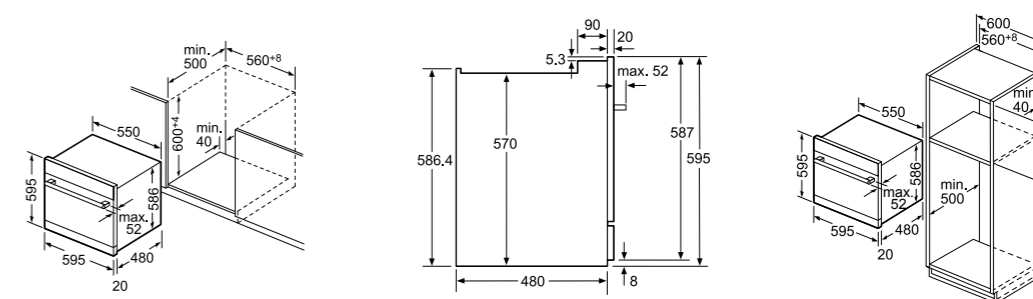
* Please ensure the plinth panel is removable.
Measurements in mm



60cm speedMatic Modular dishwasher
SC76M542EU

Capacity	7 place settings
6 Programmes	<ul style="list-style-type: none"> Intensive Wash 70°C Auto Wash 45 - 65°C Eco Wash 50°C Glass Wash 40°C Quick Wash 45°C Pre Rinse
Functions	<ul style="list-style-type: none"> varioSpeed Plus hygienePlus intensiveZone extraDry
Technology	<ul style="list-style-type: none"> aquaSensor Heat exchanger aquaStop anti-flood system iQdrive technology
Flexibility	<ul style="list-style-type: none"> Cutlery basket 1-24 hours delay start timer
Design	<ul style="list-style-type: none"> Stainless steel color panel LED front panel display with remaining time indicator
Safety	Control panel lock
Technical Information	<ul style="list-style-type: none"> Consumption rates (Eco Wash 50°C programme) <ul style="list-style-type: none"> - Water 9L - Electricity 0.66kWh - Noise level 47dB - Total connected load 2.4kW (13A)
Appliance Dimensions (H x W x D)	595 x 595 x 550mm
Country of Origin	Spain
Expert Services	<ul style="list-style-type: none"> Product consultation with unlimited product hotline inquiry Kitchen planning consultation with pre-installation site measurement Professional installation
Recommended Retail Price	HK\$16,800

† 99.999% reduction on Escherichia coli, Staphylococcus aureus in Eco 50°C program, HKTEC2000415202 (date 08/20) issued by SGS Hong Kong Limited.



Nominal lengths:
AquaStop: 1.65 m
Drain hose: 2.15 m
Mains cable: 1.75 m

Extension:
AquaStop: 2.20 m
Drain hose: 2.00 m

* Please ensure the plinth panel is removable.
Measurements in mm




Laundry

The iSensoric washing machine from Siemens Home Appliances is the secret to the best laundry care. An intelligent software orchestrates its numerous sensors in highest precision for optimal use of resources and perfect washing results, always .





Extremely quiet
Siemens built-in washer dryer is some of the quietest on the market, which also set the benchmark for low noise when spinning. Relax in the comfort that your Siemens built-in laundry appliance will minimise any noise when running.



selfCleaning condenser: continuous auto-clean for conserving energy
A selfCleaning function keeps the air condenser free of lint and other dirt accumulating after the drying cycle. This enables efficient heat exchange in the condenser and protects laundry best from excessive drying and saves time and energy.



aquaSecure
The aquaSecure safety system provides protection against water leakage. If a leak does occur, aquaSecure immediately cuts off the water supply from the tap to prevent harm to the machine or other furnitures.



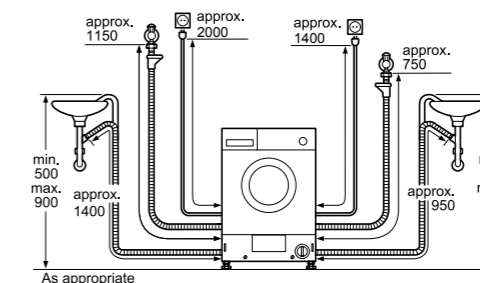
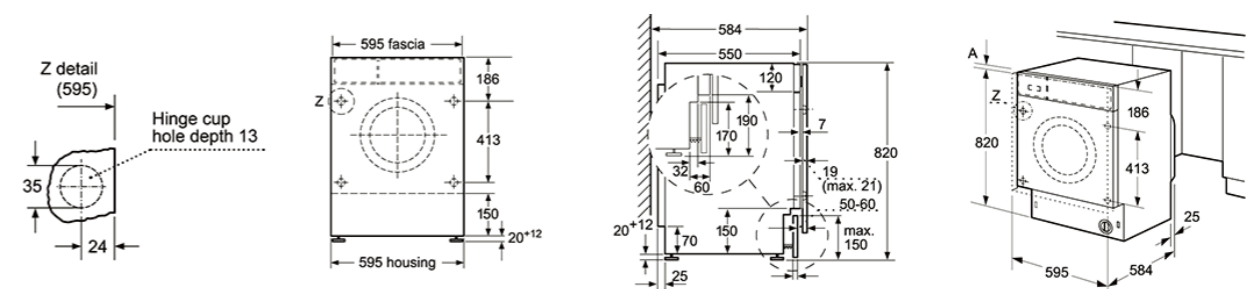
foamSensor
Any residual foam in the machine is alleviated by automatic rinsing procedures combined with a low speed spinning process. This design protects sensitive skin from allergy caused by chemicals in detergent.

Laundry



Fully Integrated Washer Dryer WK14D321HK

Design	<ul style="list-style-type: none"> Fully integrated Frontloading Electronic control LED display indicates selected options and status information Full flexibility of door panel at your choice (not included accessory)
Features	<ul style="list-style-type: none"> Washing capacity: 7kg Drying capacity: 4kg Spin speed selection from 600 - 1,400rpm Washing temperature from cold to 90°C Load recommendation selfCleaning condenser Drying time selection LED display indicates selected spin speed and special options, remaining time, washing / drying status Active balance system – automatically adjusts uneven distributed laundry Foam detection Start / Pause Delay end timer: 1-24 hours Programme end buzzer Childproof panel lock aquaSecure – anti-leakage system
Programmes / Additional options	<ul style="list-style-type: none"> Programmes – Cottons, Mixed Fabrics, Wool, Delicates, Easy-Care, Intensive Dry, Gentle Dry, Fluff Clean Additional options – Spin speed selection, Prewash, Intensive, Easy Iron, Water Plus, Flexi Time, Finish in time selection
Technical Information	<ul style="list-style-type: none"> Total connected load: 2.2kW (10A) Porthole hinged on the left
Appliance Dimensions (H x W x D)	820 x 595 x 584mm*
Country of Origin	Italy
Expert Services	<ul style="list-style-type: none"> Product consultation with unlimited product hotline inquiry Kitchen planning consultation with pre-installation site measurement Professional installation
Recommended Retail Price	HK\$19,800



* Please ensure the plinth panel is removable.
Measurements in mm

Accessories, Cleaning & Care products

You can find everything you need for any appliance at Siemens Experience Centre and our Customer Contact Center. Not only that, you can now order your accessories or cleaning & care products via eShop that work 24/7. What's more, we can deliver the products at your door and also install the accessories if required.*




* Terms and conditions apply. For details, please consult Customer Contact Center.

Accessories - OVEN, STEAM OVEN, MICROWAVE OVEN

	Model	Price (HK\$)	HN978QB1	HS736G3B1	CS736G1B1	CD714GXB1	CM724G1B1B	HB734G2B1	HB578G556B	VB558C0S0
Baking stone with wooden spatula 	HZ327000 (00463892)	2,440	■	■	■		■	■	■	■
Slim universal pan 	HZ530000 (17007262)	1,010	■	■	■		■	■	■	
Steamcontainer size "M" 	HZ66D52 (17007263)	830		■	■					
Grill Set 	HZ635000 (17007413)	1,380	■	■				■	■	
Glass pan 	HZ636000 (00468419)	630	■	■	■		■	■	■	■
Pizza tray 	HZ617000 (00577346)	650	■	■	■		■	■	■	■

Remarks: Items can be purchased at our Siemens Home Appliances Flagship Showroom, eShop and Customer Contact Center. Model and price are subject to supply and change without prior notice. Please contact us for price and stock availability.

Accessories - OVEN, STEAM OVEN, MICROWAVE OVEN

	Model	Price (HK\$)	HN978QB1	HS736G3B1	CS736G1B1	CD714GXB1	CM724G1B1B	HB734G2B1	HB578G556B	VB558C0S0
varioClip rails Plus - Standard Full extension rails 1-fold 	HZ638000 (17007172)	1,330						■	■	
varioClip rails Plus - Pyro 	HZ638070 (17007173)	1,910	■						■	
varioClip rails Plus - Steam 	HZ638D00 (17007174)	1,540		■	■					
Descaling tablets for oven steams - (3 x 36g) 	00311976	360	■	■	■	■				
Oven cleaning gel (*not apply to ecoClean® and activeClean wall) - 200ml 	00312324	270	■	■	■	■	■	■	■	■
Cleaning gel spary for ovens (*not apply to ecoClean® and activeClean wall) - 500ml 	00312008	220	■	■	■	■	■	■	■	■

Remarks: Items can be purchased at our Siemens Home Appliances Flagship Showroom, eShop and Customer Contact Center. Model and price are subject to supply and change without prior notice. Please contact us for price and stock availability.

Accessories - HOB

	Model	Price (HK\$)	ER3A6AB70X	ER3A6BB70X	ER3A6AD70L	ER3A6BD70L	EX975LXC1E	EX875LEC1E	EX675LYC1E	EH675LDC2E	EH8P5262HK	EH8P5263HK	EH375FBB1E	EX375FPB1E		
Stainless steel roaster with glass lid 	HZ390011 (00573879) HZ390012 (00576118)	3,000 1,060					■	■	■						■	
Griddle plate 	HZ390522 (17000324)	4,030					■	■	■							■
Teppan yaki 	HZ390512 (00575951)	3,400					■	■	■							■
Connection strip 	HZ394301 (00673787)	960	■	■	■	■	■	■	■	■					■	■
Glass scraper 	17000334	170	■	■	■	■	■	■	■	■	■	■	■	■	■	■




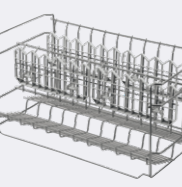


Remarks: Items can be purchased at our Siemens Home Appliances Flagship Showroom, eShop and Customer Contact Center. Model and price are subject to supply and change without prior notice. Please contact us for price and stock availability.

Accessories - HOOD

	Model	Price (HK\$)	LR97CAQ50	LF91BUV50B	LC91BUR50B	LI97SA531B	LI67SA531B	LC532VC9HK
cleanAir recirculation kit - ceiling hood 	LZ20JCD50 (17002914)	3,710	■					
cleanAir recirculation kit - island hood 	LZ22CXC56 (17004081)	3,400	■					
Integrated cleanAir recirculation kit - wall mounted hood 	LZ10FXJ05 (17002117)	2,500		■				
cleanAir regenerative charcoal filter - ceiling, island and wall mounted hoods 	LZ00XXP00 (17000977)	1,700	■	■	■			
Charcoal recirculating kit - island and wall mounted hoods 	LZ12CB114 (17006606)	1,010		■	■			
	LZ22CB114 (17006610)	1,010		■				
Charcoal filter for LZ12CB114 - island and wall mounted hoods 	LZ32CBB14 (17006612)	800		■	■			
Design handle strip with brand logo 	LZ49850 (17004786)	1,380						■
Design handle strip with brand logo 	LZ46850 (17004760)	1,280						■
Lowering frame - 60cm telescopic hood 	LZ46600 (17001426)	1,010						■
Lowering frame - 90cm telescopic hood 	LZ49601 (17005047)	2,230						■
Installation kit for 90cm wall unit - 90cm telescopic hood 	LZ49200 (11010524)	1,010						■
Charcoal recirculating kit - telescopic hoods 	LZ12IT114 (17006608)	1,010						■ ■
Charcoal filter for LZ12IT114 	LZ12ITB14 (17006607)	800						■ ■

Remarks: Items can be purchased at our Siemens Home Appliances Flagship Showroom, eShop and Customer Contact Center. Model and price are subject to supply and change without prior notice. Please contact us for price and stock availability.
All hood accessories include installation and must be purchased along with the appliance.

Accessories - DISHWASHER

	Model	Price (HK\$)	SNG5EX56CE	SNG11X09TE	SR93EX20MG
<p>Wine glass tray Up to 4 stemmed glasses can be securely placed, optimally cleaned and dried without touching each other or fall over</p> 	SZ73300 (00791040)	640	■	■	■
<p>Holder vase / Bottle holder - Helps the dishwasher spray jets reach and clean the inside of the bottle / tall glass and results in more thorough cleaning</p> 	10030844	250	■	■	■
<p>Small item clips (3pcs) - Special clips assist cleaning of small items</p> 	10001629	170	■	■	■
<p>Wine glass basket - Special crockery basket for washing cups and long-stemmed glasses for a thorough cleaning</p> 	00670481	780	■	■	
<p>Cutlery basket</p> 	11057829	530	■		
<p>Slim cutlery basket</p> 	00646196	330	■	■	■

	Model	Price (HK\$)	SNG5EX56CE	SNG11X09TE	SR93EX20MG	SC76M542EU
<p>Hose extension for supply and drainage (2m)</p> 	00350564	490	■	■	■	
<p>Descaler - 250g</p> 	00312332	160	■	■	■	■
<p>Cleaner - 200g</p> 	00312193	360	■	■	■	■

Accessories - COFFEE MACHINE

	Model	Price (HK\$)
<p>Cleaning tablets - (10 x 2.2g)</p> 	00311973	360
<p>Descaling tablets - (6 x 18g)</p> 	00311864 / 00312453	360
<p>BRITA water filter - 1pc</p> 	17000705	330

Accessories - REFRIGERATOR

	Model	Price (HK\$)	KA93DV1PFG	KS36VA13P	GS36NA13P
<p>Connection set</p>  <p>Connection set</p>	KS39ZAL00 (00712015)	1,810	■	■	
<p>UltraClarity® Pro internal water filter cartridge</p>  <p>Certified with NSF/ANSI 42, 53 & 401 standards</p>	11032518	1,280	■		
<p>Special cleaner for refrigerators Food safe</p> 	00312476	190			All refrigerator models

Accessories - LAUNDRY*

	Model	Price (HK\$)
<p>Cleaner - 200g</p> 	00311887	160
<p>Descaler - 250g</p> 	00312332	160

* Suitable for all washer and washer dryer models

Remarks: Items can be purchased at our Siemens Home Appliances Flagship Showroom, eShop and Customer Contact Center. Model and price are subject to supply and change without prior notice. Please contact us for price and stock availability.

Remarks: Items can be purchased at our Siemens Home Appliances Flagship Showroom, eShop and Customer Contact Center. Model and price are subject to supply and change without prior notice. Please contact us for price and stock availability.



Siemens Home Appliances Flagship Showroom
 Address: G/F, HDH Centre, 8 Pennington Street, Causeway Bay
 Service hours: Monday to Saturday (10:00-19:00), Sunday & Public Holiday (12:00-19:00)



Siemens Home Appliances Flagship Showroom is located in the heart of Causeway Bay, the 3,200-square-foot Showroom displays Siemens' latest home appliances and pays tribute to the globally recognized virtues of German Engineering Excellence and cutting-edge intelligent technology with the aim to empower consumers to elevate their home experiences.

The Showroom is sleek and contemporary, creating an inviting and immersive space to inspire visitors with story-telling displays of Siemens' built-in kitchen products in vibrant settings. With the aid of distinctive kitchen display zoning, consumers can visualize how Siemens brings intelligence to life by directly experiencing Siemens's product superiorities.



The Showroom will serve as an interactive hub where consumers can feel and touch the products, and take part in immersive experiences, such as professional cooking classes and workshops.



Some of the appliances pictured in this catalogue are not available in Hong Kong.

Model numbers and specifications are for reference only and are subject to change without prior notice. Siemens is continuously seeking to improve specification, design and production of its appliances and alterations may take place regularly. All descriptions and installation diagrams are intended as a guide only. For additional technical information, full dimensional and installation details, please refer to the instruction manual supplied with the appliance. Electrical and gas connections should only be made in accordance with the regulations of the national authorities.

Your dealer will be able to provide you with reliable information.

Right of technical modification reserved, delivery subject to availability, colors of actual products may vary from illustrations.




©2024 by BSH Home Appliances Ltd. Reproduction, complete or in part, only with the express permission of the publisher
Printed in Hong Kong. 08.2024

Siemens Home Appliances Flagship Showroom
G/F, HDH Centre, 8 Pennington Street, Causeway Bay

Customer Contact Centre
Unit A, 15/F, Roxy Industrial Centre, 58-66 Tai Lin Pai Road, Kwai Chung, N.T.

Customer Contact Hotline: 2565 6151 (Hong Kong) /
0800 030 (Macau local call only)

E-mail: siemens.hk.showroom@bshg.com

 [Siemens Home \(HK\)](#)  [Siemens Home HK](#)  Siemens-home.bsh-group.com.hk

SIEMENS