

**PRI30LBHU**  
**30-INCH LIBERTY® INDUCTION COOKTOP**  
**PRO HARMONY® RANGE**  
PROFESSIONAL SERIES, STANDARD-DEPTH, BLACK FINISH COOKTOP SURFACE



#### FEATURES & BENEFITS

- ★ The Liberty® cooktop comes with two large flexible cooking zones and FlexPlus™ heating elements that provide the ultimate in cooking performance and flexibility with HeatShift®, MoveMode®, and PowerBoost®
- Frameless black glass cooktop covers the surface, seamlessly fitting into any kitchen
- Provides true design flexibility—it can be installed flush against a combustible wall with zero rear clearance and designed to fit alongside standard 24" depth cabinets
- True Convection oven with a third element adds greater efficiency to cook up to five levels of sheet pans evenly
- ★ Super fast 2-hour self-clean mode is the fastest in the industry
- ★ Connect to your range for remote preheating and monitoring via the Home Connect® app, smartwatch and other smart home devices and services

#### TECHNICAL DETAILS

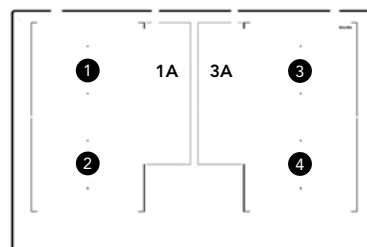
Home Connect® (Wi-Fi Enabled)	Yes
Circuit Breaker	50 A
Volts	240 / 208 V, 60Hz 4 Wire
Energy Source	Electric
Plug Type USA	No Plug
Power Cord Length	Purchase Separately

#### WARRANTY

Limited Warranty, Entire Appliance, Parts and Labor	2 Year
-----------------------------------------------------	--------

SEE PAGE 2 FOR INCLUDED AND OPTIONAL ACCESSORIES

#### COOKTOP



Controls	Touch Controls
Number of Inductor Elements	4
1 – Power of Back Left Heating Element	2,200 W / 3,600 W (In Boost)
2 – Power of Front Left Heating Element	2,200 W / 3,600 W (In Boost)
3 – Power of Back Right Heating Element	2,200 W / 3,600 W (In Boost)
4 – Power of Front Right Heating Element	2,200 W / 3,600 W (In Boost)
Power of Left Area + 1A FlexPlus™ Left Heating Element	3,300 W / 3,600 W (In Boost)
Power of Right Area + 3A FlexPlus™ Right Heating Element	3,300 W / 3,600 W (In Boost)

#### ELEMENT SIZE

Dimension of Back Left Heating Element	8 1/2" x 7 1/2"
Dimension of Front Left Heating Element	8 1/2" x 7 1/2"
Dimension of Back Right Heating Element	8 1/2" x 7 1/2"
Dimension of Front Right Heating Element	8 1/2" x 7 1/2"
Dimension of FlexPlus™ Left Heating Element	3 1/2" x 11 1/4"
Dimension of FlexPlus™ Right Heating Element	3 1/2" x 11 1/4"

#### OVEN

Oven Capacity	4.4 cu. ft.
Cooking Modes	Bake, Convection Bake, True Convection, Convection Roast, Roast, Convection Broil, Broil, Meat Probe
Sabbath	Yes
Self Clean	Yes
Telescopic Rack(s)	1
Interior Lights	2
Bake Power	2,000 W
Broil Power	4,000 W
Convection Power	2,750 W
Cavity Interior Dimensions (HxWxD)	16 1/4" x 25" x 18 5/8"
Cavity Usable Dimensions (HxWxD)	12" x 22 3/8" x 16 5/8"

#### DIMENSIONS & WEIGHT

Overall Appliance Dimensions (HxWxD)	35 3/4" – 36 3/4" x 29 15/16" x 24 3/4"
Required Cutout Size (HxWxD)	35 3/4" – 36 3/4" x 30" x 24"
Net Weight	368 lbs.

\*Refer to Installation Manual for ANSI Standards. All local codes must be followed.

\*\*FlexPlus™ heating element can be activated only in combination with the adjacent left or right heating element.

PRELIMINARY  
PRELIMINARY  
PRELIMINARY  
PRELIMINARY

**PRI30LBHU**  
**30-INCH LIBERTY® INDUCTION COOKTOP**  
**PRO HARMONY® RANGE**  
PROFESSIONAL SERIES, STANDARD-DEPTH, BLACK FINISH COOKTOP SURFACE



**ACCESSORIES (INCLUDED)**

1 Telescopic Rack, 2 Standard Racks, Meat Probe, 1 Lg. Broil Pan, Island Trim

**ACCESSORIES (OPTIONAL)**



**CHEFSPAN13**  
16" Round Skillet



**TROASTERT**  
Stainless Steel Roaster Pan  
10" x 16"



**CHEFSPAN08**  
10" Stainless Steel Pan



**TEPPAN1016**  
Griddle Style Teppanyaki  
10" x 16"



**TGRILLPANX**  
Non-Stick Induction Grill  
9" x 17"



**TEPPAN1013**  
Teppanyaki  
10" x 13"

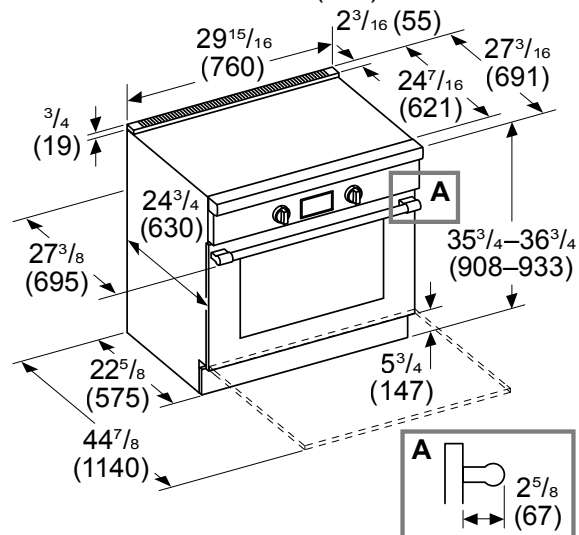


**PARKB3XIHB**  
Metallic Blue Knob Kit

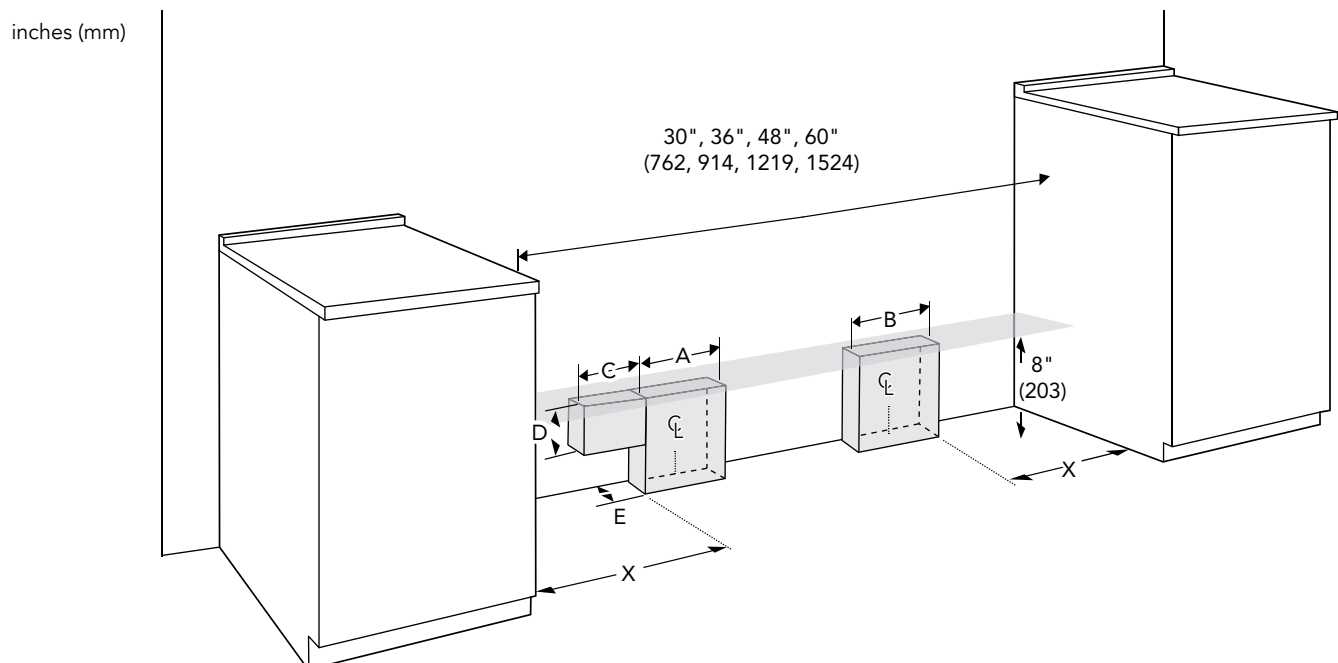
## PROFESSIONAL SERIES, STANDARD-DEPTH, BLACK FINISH COOKTOP SURFACE



Measurements in inches (mm)



### 30-INCH RANGE CUTOUT DIMENSIONS



Range model	Gas zone A	Electric zone B	X	C	D	E
All Harmony series	4" (102)	6" (152)	5" (127)	N/A	N/A	2" (51)
36"/ 48" Grand series	4" (102)	6" (152)	8" (203)	4" (102)	3" (76)	2" (51)
60" Grand series	4" (102)	6" (152)	8" (203)	4" (102)	3" (76)	1" (25)

# PRI30LBHU

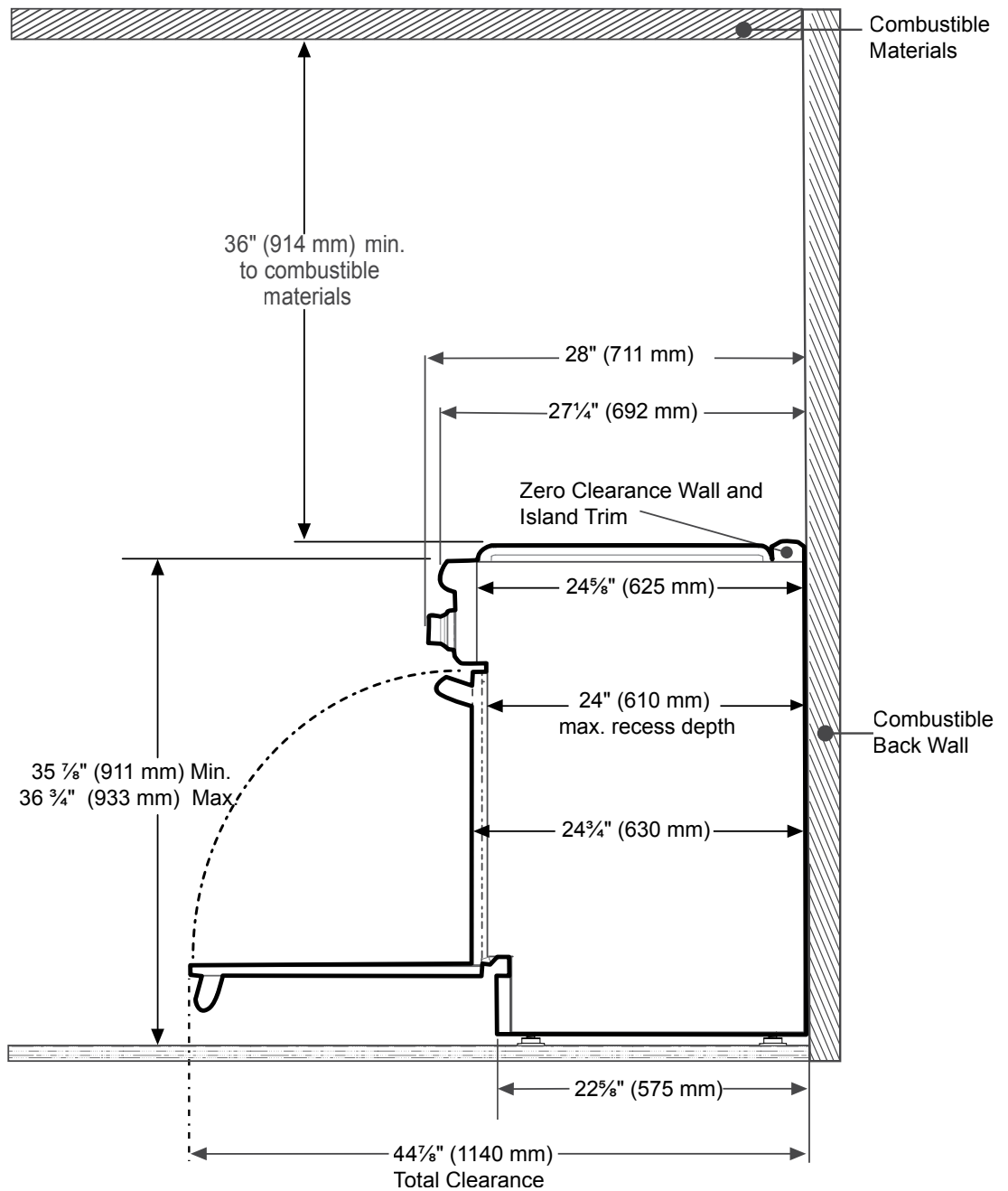
## 30-INCH LIBERTY® INDUCTION COOKTOP PRO HARMONY® RANGE

PROFESSIONAL SERIES, STANDARD-DEPTH, BLACK FINISH COOKTOP SURFACE



### 30-INCH RANGE DIMENSIONS AND CLEARANCE REQUIREMENTS WITH "FLUSH ISLAND TRIM"

**NOTE:** A 36-inch minimum clearance is required between the top of the cooking surface and the bottom of an unprotected cabinet. A 30-inch clearance can be used when the bottom of the wood or metal cabinet is protected by not less than 1/4 inch of a flame retardant material covered with not less than No. 28 MSG sheet steel, 0.015 inch (0.4 mm) thick stainless steel, 0.024 inch (0.6 mm) aluminum, or 0.020 inch (0.5 mm) thick copper.



Models PCG305xx, PRD305xx, PRD606xx, PRG305xx, PRG304xx, PRD304xx, PRx488xx, PRxxxxxx are suitable for 0" rear clearance to combustible surfaces. All other models: when using the included Island Trim a minimum 6" (152 mm) rear clearance is required to a combustible surface. When installing against a combustible surface, a Thermador® Low Backguard is required for a 0" rear clearance to the combustible surface. A Thermador Low Backguard must be purchased separately. A rear clearance to a surface covered in a noncombustible material (metal, ceramic tile, brick, marble, or stone) is 0" when using the included Island Trim. Clearances of less than 6" (152 mm) should be approved by the local codes and/or by the local authority having jurisdiction. Clearances from non-combustible materials are not part of the ANSI Z21.1 scope and are not certified by CSA.

These warranties give you specific legal rights and you may have other rights that vary from state to state. Limited warranty from date of delivery. For complete warranty details, refer to your Use & Care manual, or ask your dealer.

Specifications are for planning purposes only. Refer to installation instructions and consult your countertop supplier prior to making counter opening. Consult with a heating and ventilation engineer for your specific ventilation requirements. For the most detailed information, refer to installation instructions accompanying product or write to Thermador indicating the model number. Specifications are correct at time of printing. Thermador reserves the right to change product specifications or design without notice. Some models are certified for use in Canada. Thermador is not responsible for products that are transported from the U.S. for use in Canada.