

# 24" Bar Handle Dishwasher

100 Series Premium – Black SHX5AEM6N



**BOSCH**  
Invented for life



**SHX5AEM6N**  
Black

Also available in:

White SHX5AEM2N  
Black SHX5AEM4N  
Stainless Steel SHX5AEM5N

**A 3rd rack provides 30% more loading space<sup>1</sup> for your utensils, giving the other racks more space for dishes.**

## Features & Benefits

With Bosch PrecisionWash®, just scrape and load. No pre-rinsing required for a beautiful clean.

46 dBA: Quietest dishwasher brand in North America.<sup>2</sup>

RackMatic® adjusts the upper rack to 9 different positions, allowing for taller items like stemware or leaving room for pots and pans below.

Home Connect® lets you monitor and control your appliance remotely, via the Home Connect® app.

The Favorite button allows you to easily access your preferred cycle/option combination with 1 touch.

## General Properties

Wash cycles (control panel)	5 (Heavy, Auto, Normal, Speed60 (1hr Wash), Favorite)
Additional wash cycles (in Home Connect®)	3 (Delicate, Rinse, MachineCare)
Options (control panel)	3 (Sanitize, Remote Start, Extra Dry)
Additional options (in Home Connect®)	4 (Half Load, Eco, Extra Quiet, Fast Forward)
dBA	46
Wash system	PrecisionWash®
Drying system	PureDry®
Third rack	Standard 3rd rack
Rack adjustability	RackMatic®
Tub material	Stainless steel/polypropylene
Concealed water heating element	Yes
Leak protection system	24/7 Overflow Protection
NSF®-certified <sup>3</sup> sanitize option	Yes
Water softener	No
Five-level wash	Yes
Child Lock button suspension	No
Home Connect® (Wi-Fi enabled)	Yes
Anti-Fingerprint Finish	N/A
Special features	InfoLight®

## Efficiency

Water usage per cycle	3.5 gal
Total annual energy consumption	269 kWh

## Capacity

Number of place settings	15
--------------------------	----

## Technical Details

Watts	1440 W
Current	12 Amps
Volts	120 V
Frequency	60 Hz
Power cord full length	67"
Power cord install length from edge of unit when facing the door	Left – 45" Right – 50"
Minimum water pressure	14 lb/sin
Length outlet hose	90 1/2"

## Dimensions & Weight

Overall appliance dimensions (HxWxD)	33 7/8" x 23 9/16" x 22 9/16"
Required cutout size (HxWxD)	33 7/8" x 24" x 24"
Adjustable feet	Yes
Net weight	67 lbs

## Accessories—Optional

Supply Hose Kit with Elbow	SMZSH1ABUC
Junction Box	SMZPCJB1UC
Junction box & Water Supply Hose Kit	SMZ3IN1UC
Dishwasher Drain Hose Extension	SGZ1010UC
Edge Protector + Power Cord Clip Install Kit	SMZEPCC1UC



<sup>1</sup>Compared to Bosch dishwasher with two racks.

<sup>2</sup>Based on an average of sound ratings of 24" Full Size Stainless Steel Tub dishwashers contained in major brands US & Canadian websites. Major brands defined as TraQline Top 5 Market Share (US & Canada) December 2021.

<sup>3</sup>Certification to NSF/ANSI Standard 184 for residential dishwashers.

**Accessories:** To purchase Bosch accessories, cleaners & parts please visit [www.bosch-home.com/us/store](http://www.bosch-home.com/us/store) or call 1-800-944-2904 (Mon to Fri 5 am to 6 pm PST, Sat 6 am to 3 pm PST).

**Notes:** All height, width and depth dimensions are shown in inches. BSH reserves the absolute and unrestricted right to change product materials and specifications, at any time, without notice. Consult the product's installation instructions for final dimensional data and other details prior to making cutout.

**Warranties:** Please see Use & Care manual or Bosch website for statement of limited warranty.

**For more information on our entire line of products, go to [www.bosch-home.com/us](http://www.bosch-home.com/us) or call 1-800-944-2904**

© BSH Home Appliances Corporation. All rights reserved. Bosch is a registered trademark of Robert Bosch GmbH.

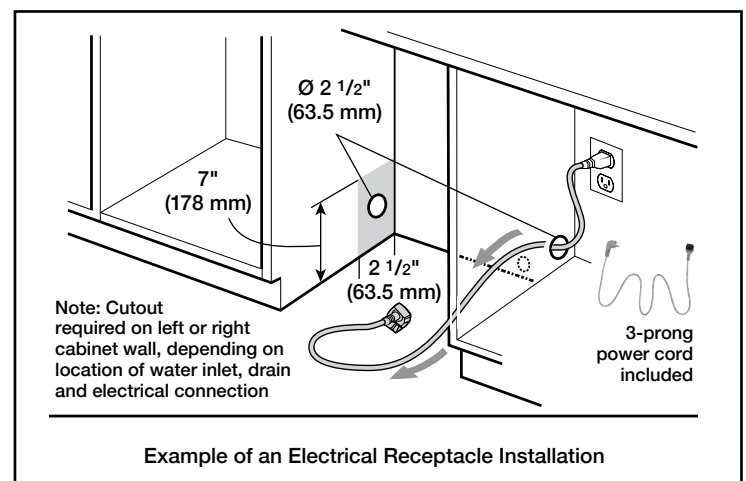
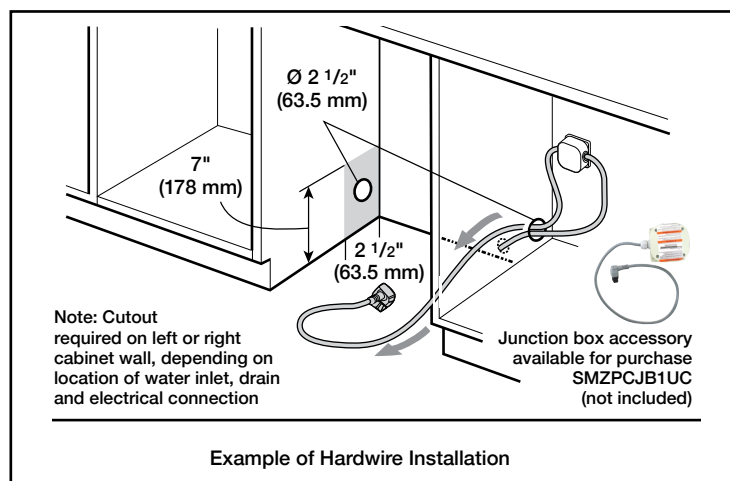
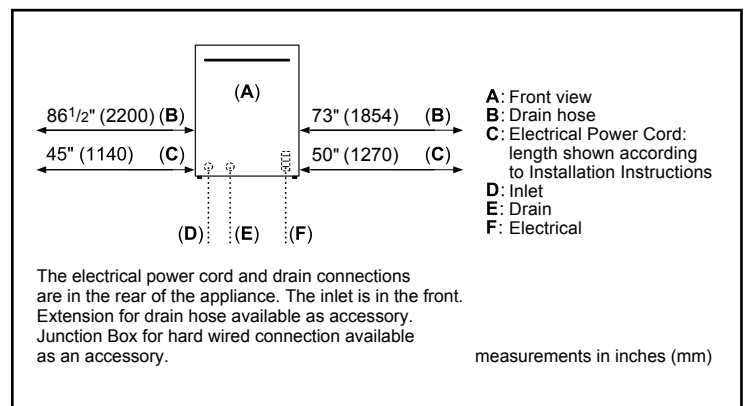
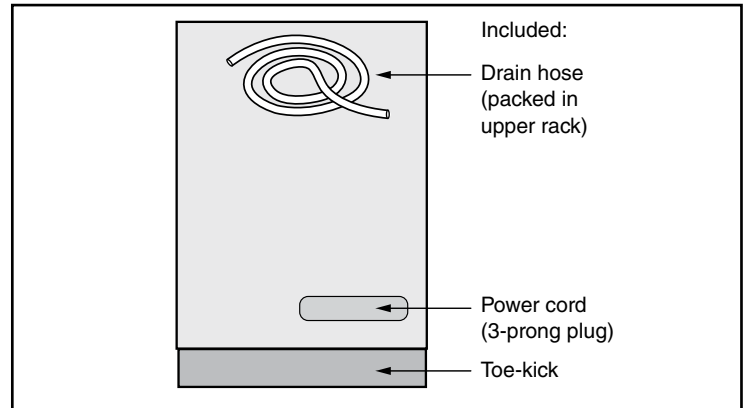
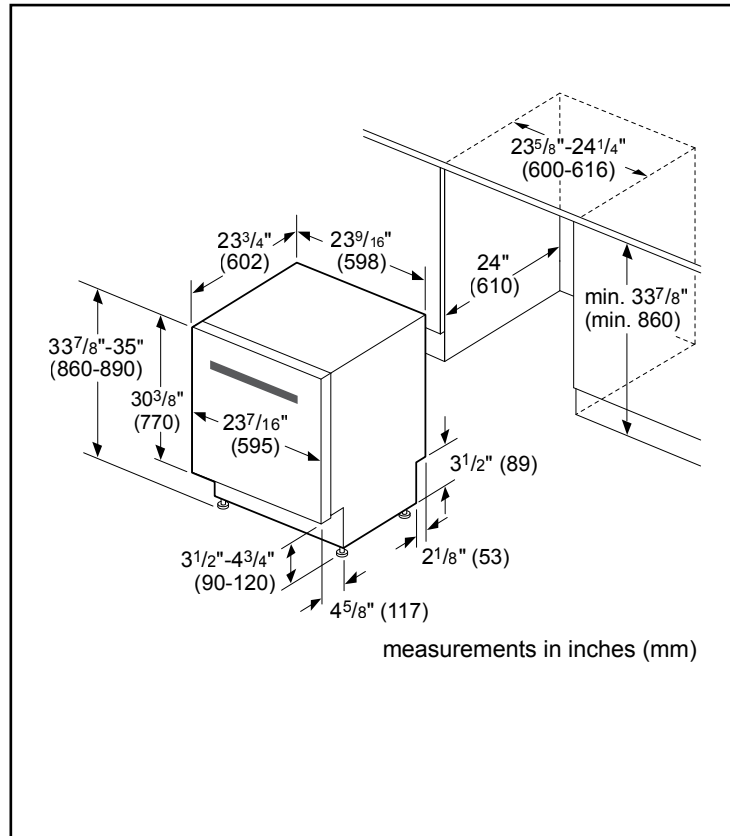
# 24" Bar Handle Dishwasher

100 Series Premium – Black SHX5AEM6N



**BOSCH**  
Invented for life

## Installation Details



**Accessories:** To purchase Bosch accessories, cleaners & parts please visit [www.bosch-home.com/us/store](http://www.bosch-home.com/us/store) or call 1-800-944-2904 (Mon to Fri 5 am to 6 pm PST, Sat 6 am to 3 pm PST).

**Notes:** All height, width and depth dimensions are shown in inches. BSH reserves the absolute and unrestricted right to change product materials and specifications, at any time, without notice. Consult the product's installation instructions for final dimensional data and other details prior to making cutout.

**Warranties:** Please see Use & Care manual or Bosch website for statement of limited warranty.

**For more information on our entire line of products, go to [www.bosch-home.com/us](http://www.bosch-home.com/us) or call 1-800-944-2904**

© BSH Home Appliances Corporation. All rights reserved. Bosch is a registered trademark of Robert Bosch GmbH.

# 24" Bar Handle Dishwasher

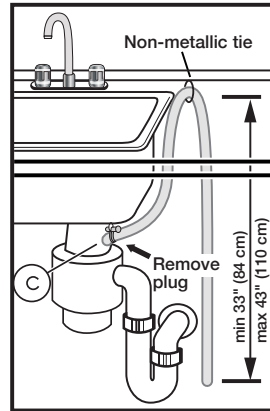
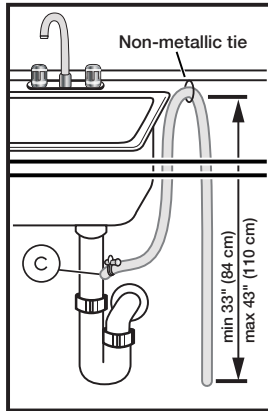
100 Series Premium – Black SHX5AEM6N



**BOSCH**

Invented for life

## Installation Details



Note: Plumbing installations will vary - refer to local codes. Drain hose included is 90 1/2" (230 cm) and can be extended to a maximum of 168 1/2" (428 cm).

Always use the approved drain hose extension kit (SGZ1010UC).

Ensure a portion of the drain hose is raised between min. 33" (84 cm) and max. 43" (110 cm) above the cabinet floor.

**Accessories:** To purchase Bosch accessories, cleaners & parts please visit [www.bosch-home.com/us/store](http://www.bosch-home.com/us/store) or call 1-800-944-2904 (Mon to Fri 5 am to 6 pm PST, Sat 6 am to 3 pm PST).

**Notes:** All height, width and depth dimensions are shown in inches. BSH reserves the absolute and unrestricted right to change product materials and specifications, at any time, without notice. Consult the product's installation instructions for final dimensional data and other details prior to making cutout.

**Warranties:** Please see Use & Care manual or Bosch website for statement of limited warranty.

**For more information on our entire line of products, go to [www.bosch-home.com/us](http://www.bosch-home.com/us) or call 1-800-944-2904**

© BSH Home Appliances Corporation. All rights reserved. Bosch is a registered trademark of Robert Bosch GmbH.

# 24" Recessed Handle Dishwasher

100 Series Premium – Stainless Steel SHE5AE75N



**BOSCH**  
Invented for life



**SHE5AE75N**  
Stainless Steel

**A 3rd rack provides 30% more loading space<sup>1</sup> for your utensils, giving the other racks more space for dishes.**

## Features & Benefits

With Bosch PrecisionWash®, just scrape and load. No pre-rinsing required for a beautiful clean.

46 dBA: Quietest dishwasher brand in North America.<sup>2</sup>

RackMatic® adjusts the upper rack to 9 different positions, allowing for taller items like stemware or leaving room for pots and pans below.

Home Connect® lets you monitor and control your appliance remotely, via the Home Connect® app.

The Favorite button allows you to easily access your preferred cycle/option combination with 1 touch.

## General Properties

Number of wash cycles	5 + 3 additional in Home Connect®
Number of options	3 + 4 additional in Home Connect®
dBA	46
Wash system	PrecisionWash®
Drying system	PureDry®
Third rack	Standard 3rd rack
Rack adjustability	RackMatic®
Tub material	Stainless steel/polypropylene

Concealed water heating element	Yes
Leak protection system	24/7 Overflow Protection
NSF®-certified <sup>3</sup> sanitize option	Yes
Water softener	No
Five-level wash	Yes
Child Lock button suspension	Yes
Home Connect® (Wi-Fi enabled)	Yes
Anti-Fingerprint Finish	Yes

## Efficiency

Water usage per cycle	3.2 gal
ENERGY STAR® Certified	Yes
Total annual energy consumption	240 kWh

## Capacity

Number of place settings	15
--------------------------	----

## Technical Details

Watts	1440 W
Current	12 Amps
Volts	120 V
Frequency	60 Hz
Power cord full length	67"
Power cord install length from edge of unit when facing the door	Left – 45" Right – 50"
Minimum water pressure	14 lb/sin
Length outlet hose	90 1/2"

## Dimensions & Weight

Overall appliance dimensions (HxWxD)	33 7/8" x 23 9/16" x 22 9/16"
Required cutout size (HxWxD)	33 7/8" x 24" x 24"
Adjustable feet	Yes
Net weight	76 lbs

## Accessories—Optional

Supply Hose Kit with Elbow	SMZSH1ABUC
Junction Box	SMZPCJB1UC
Dishwasher Drain Hose Extension	SGZ1010UC
Edge Protector + Power Cord Clip Install Kit	SMZEPCC1UC



<sup>1</sup>Compared to Bosch dishwasher with two racks.

<sup>2</sup>Based on an average of sound ratings of 24" Full Size Stainless Steel Tub dishwashers contained in major brands US & Canadian websites. Major brands defined as TraQline Top 5 Market Share (US & Canada) December 2021.

<sup>3</sup>Certification to NSF/ANSI Standard 184 for residential dishwashers.

**Accessories:** To purchase Bosch accessories, cleaners & parts please visit [www.bosch-home.com/us/store](http://www.bosch-home.com/us/store) or call 1-800-944-2904 (Mon to Fri 5 am to 6 pm PST, Sat 6 am to 3 pm PST).

**Notes:** All height, width and depth dimensions are shown in inches. BSH reserves the absolute and unrestricted right to change product materials and specifications, at any time, without notice. Consult the product's installation instructions for final dimensional data and other details prior to making cutout.

**Warranties:** Please see Use & Care manual or Bosch website for statement of limited warranty.

**For more information on our entire line of products, go to [www.bosch-home.com/us](http://www.bosch-home.com/us) or call 1-800-944-2904**

© BSH Home Appliances Corporation. All rights reserved. Bosch is a registered trademark of Robert Bosch GmbH.

11/24-CA

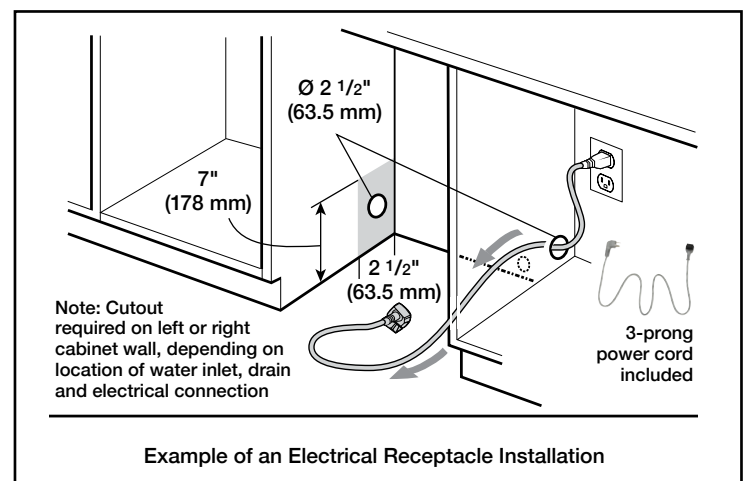
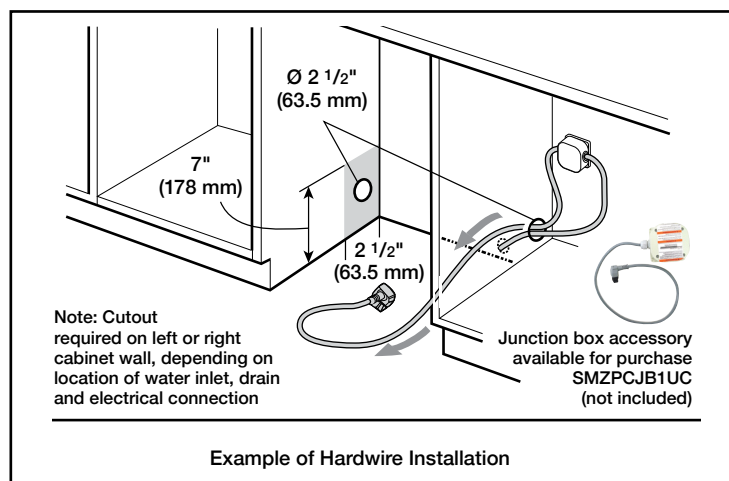
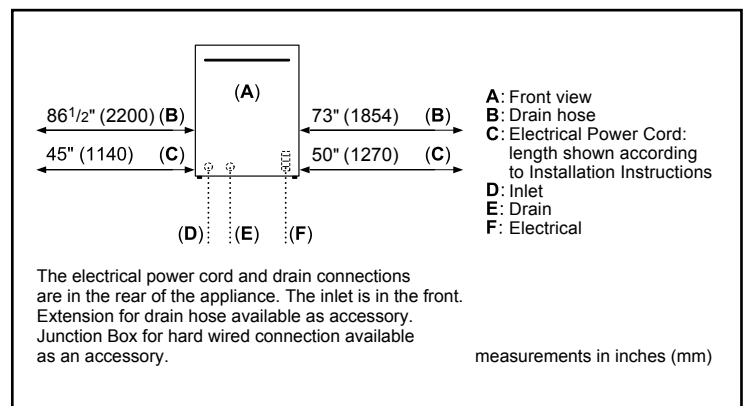
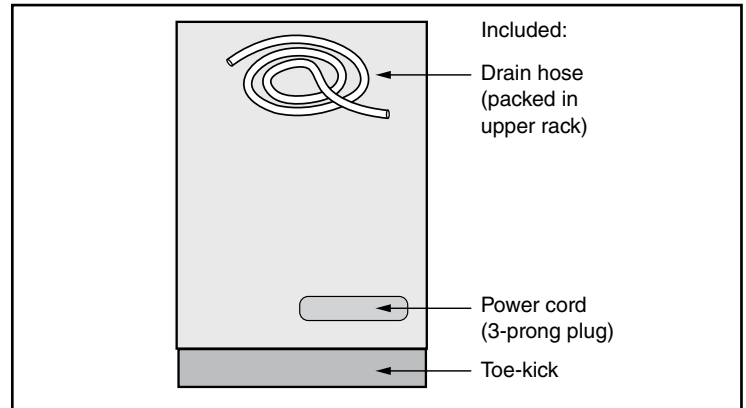
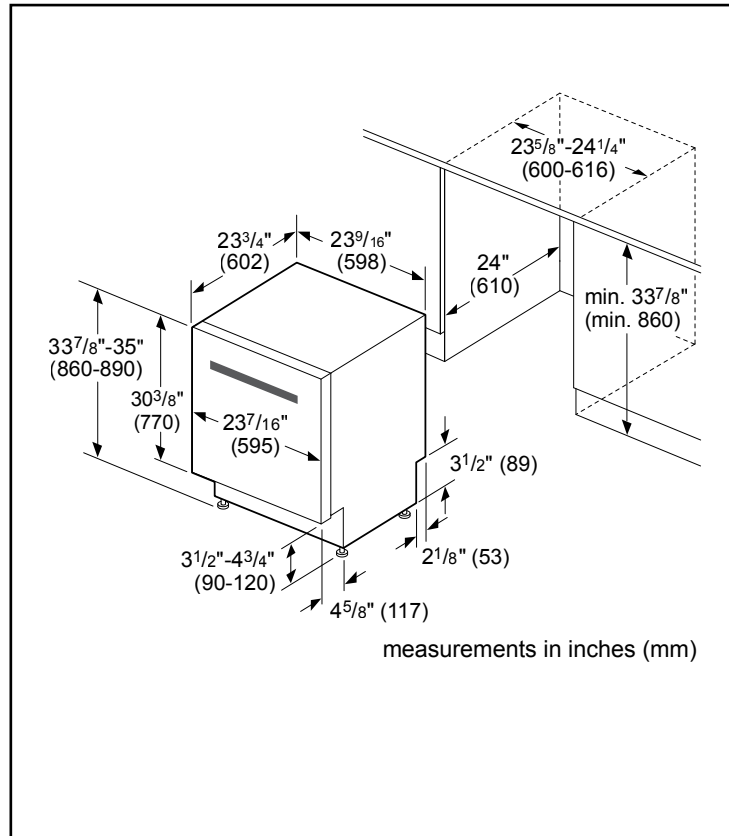
# 24" Bar Handle Dishwasher

100 Series Premium – Stainless Steel SHE5AE75N



**BOSCH**  
Invented for life

## Installation Details



**Accessories:** To purchase Bosch accessories, cleaners & parts please visit [www.bosch-home.com/us/store](http://www.bosch-home.com/us/store) or call 1-800-944-2904 (Mon to Fri 5 am to 6 pm PST, Sat 6 am to 3 pm PST).

**Notes:** All height, width and depth dimensions are shown in inches. BSH reserves the absolute and unrestricted right to change product materials and specifications, at any time, without notice. Consult the product's installation instructions for final dimensional data and other details prior to making cutout.

**Warranties:** Please see Use & Care manual or Bosch website for statement of limited warranty.

**For more information on our entire line of products, go to [www.bosch-home.com/us](http://www.bosch-home.com/us) or call 1-800-944-2904**

© BSH Home Appliances Corporation. All rights reserved. Bosch is a registered trademark of Robert Bosch GmbH.

11/24-CA

# 24" Bar Handle Dishwasher

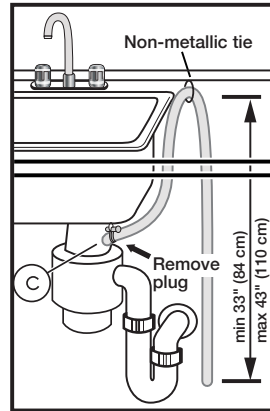
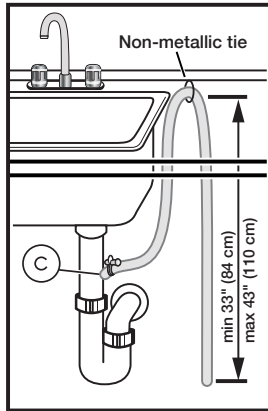
100 Series Premium – Stainless Steel SHE5AE75N



**BOSCH**

Invented for life

## Installation Details



Note: Plumbing installations will vary - refer to local codes. Drain hose included is 90 1/2" (230 cm) and can be extended to a maximum of 168 1/2" (428 cm).

Always use the approved drain hose extension kit (SGZ1010UC).

Ensure a portion of the drain hose is raised between min. 33" (84 cm) and max. 43" (110 cm) above the cabinet floor.

**Accessories:** To purchase Bosch accessories, cleaners & parts please visit [www.bosch-home.com/us/store](http://www.bosch-home.com/us/store) or call 1-800-944-2904 (Mon to Fri 5 am to 6 pm PST, Sat 6 am to 3 pm PST).

**Notes:** All height, width and depth dimensions are shown in inches. BSH reserves the absolute and unrestricted right to change product materials and specifications, at any time, without notice. Consult the product's installation instructions for final dimensional data and other details prior to making cutout.

**Warranties:** Please see Use & Care manual or Bosch website for statement of limited warranty.

**For more information on our entire line of products, go to [www.bosch-home.com/us](http://www.bosch-home.com/us) or call 1-800-944-2904**

© BSH Home Appliances Corporation. All rights reserved. Bosch is a registered trademark of Robert Bosch GmbH.

11/24-CA