

SIEMENS



Freestanding
Appliances

Siemens Home Appliances


2022
Collection





Intuitive sensor-controlled appliances, rooted in cutting-edge technology.

The Siemens premium freestanding range of appliances showcase an outstanding range of sensor-controlled products that can automatically detect, evaluate and regulate the appliances' key operational elements to deliver outstanding performance and results. The technology includes everything, from dishwashers that will automatically adjust their cycle time based on the degree of dirt, sensor-controlled cooling appliances that deliver long-lasting food freshness, washing machines with automatic detergent dosing features, and oven sensors that will prevent any food from being overcooked.

With the range including iQ700, iQ500 and iQ300 appliances, you can experience uncompromising design, innovation and technology. Be inspired when power meets intelligence, and enjoy outstanding results from Siemens Home Appliances.



 Stunning design and high quality materials come as standard with all Siemens appliances. They have been engineered and designed in Germany and give you the satisfaction of Quality, Durability and Reliability.



 With more than 340 engineers across the UK, all employed and trained by us, our engineers have unrivalled knowledge in repairing our appliances. Each team member goes through over 400 hours of training before attending customer call outs, all for your peace of mind.



 Siemens has been highly commended by D&G for the Total Excellence and Quality award. This award is based on surveys sent to customers of most of the major home appliance manufacturers and confirms our commitment to offering Siemens customers the very best service.



Warranties.

  Siemens are proud to offer a 5 Year Warranty across the majority of our freestanding range for added peace of mind. This warranty covers all manufacturing and material faults. To register your warranty, please refer to the information on page 77. Appliances without a 5 Year Warranty come with a 2 Year Warranty as standard.

  For the machines featured in this brochure, we are also able to offer longer warranties on certain parts. This includes a 10 Year Anti-Rust warranty on all dishwashers, a 10 Year Compressor Drive warranty on selected cooling appliances, a 10 Year iQdrive® warranty on selected washing machines and an AquaStop lifetime warranty on selected washing machines and dishwashers.

  For further details, please refer to page 79 or visit our Siemens Home UK or Siemens Ireland website.

Welcome home



Home laundry	10-29
Laundry key features	12-21
Washing machines	22-25
Washer dryers	26-27
Tumble dryers	28-29
Dishwashers	30-41
Dishwasher key features	32-37
Full-size and Slimline (60cm and 45cm)	38-41
Cooling	42-73
Cooling key features	44-53
Wine cabinets	54-55
French Door fridge freezer	56-57
Multi Door / American Style fridge freezer	58-61
American Style fridge freezers	62-65
Fridge freezers	66-69
Upright single door fridges	70-71
Upright single door freezers	72-73
Coffee	74-77
Coffee	74-77
Contact us	78-79
Contact us	78
Register your manufacturer's warranty	79

The virtualBrochure

You can now experience the entire Siemens range without leaving your house. We have developed an innovative virtualBrochure app which brings the Siemens product range to life, giving you full control of the products, where you can rotate, zoom and interact with every element.

There is also an Augmented Reality feature within the app, that allows you to visualise the range in your own home. Perfect for planning your dream kitchen.

You can download the app from both the Apple Store and Google Play Store.



Download Now



Like and follow us on social media for the latest updates about our products, features and innovations.

Search **SiemensHomeUK**
or **SiemensHomeIE**



Or you can also visit our website at siemens-home.bsh-group.com/uk or siemens-home.bsh-group.com/ie to find out more about our products and current offers.

Every connection lets your world grow

Take the next step into the future: Discover how new connections redefine your daily life with Siemens and Home Connect.

To learn more about Home Connect visit siemens-home.bsh-group.com/uk

Open up a world full of exciting possibilities and gain better control over a busy lifestyle: with a range of selected Wi-Fi enabled Home Appliances, you can now also operate your appliances easily and remotely. Use the Home Connect App to access extensive functions and additional partner services – turning your house into a connected home.

Ovens

- Recipes: Discover a large and delicious variety of Siemens approved recipes. Select your favourite via the app and send the settings directly to the oven, straight from your mobile, tablet or smart device.
- Operate the oven intuitively from wherever you are, for instance preheat your oven while you are on your way home.

Coffee Centre

- coffeeWorld: Explore a wide range of additional coffee specialties from around the world. Select your choice via the app and send the drink instruction straight to your coffee machine.
- coffeePlaylist: Impress your guests by asking them to submit their coffee preferences via the app. Transfer the beverage list remotely to the coffee machine and the drinks will be prepared one after the other.
- Operate the coffee machine intuitively from wherever you are, like from your bed when you wake up in the morning, ready for the day ahead.

Hobs and Hoods

- Push notifications are a helpful guide notifying you when your appliance needs maintenance attention, such as letting you know when the filters need replacing.
- emotionLight Pro: Change the ambience of the kitchen by changing the light colour of your hood. Choose from up to 256 colours via the Home Connect App, perfect for parties.
- Cooking assistant: Use the assist tab on the Home Connect App when using the hob to help you find and select cooking methods. Send the settings directly to your hob for easier and quicker evening meals.
- Conveniently monitor your hob or hood's cooking status, turn appliances on or off or change the cooking settings via the Home Connect App, from wherever you are.

Fridge Freezers

- Manage your appliance remotely and intuitively select and activate the ideal setting for your refrigerator. Whether you are returning from a food shop or boarding a flight, adjust your fridge temperature or setting directly using the app. Receive helpful push notifications directly to your app, such as when you leave the door open.

Dishwashers

- Operate the dishwasher from wherever you are to fit around your lifestyle. Check the washing status, receive push notifications to your mobile such as when the programme has finished, or if the rinse aid needs topping up and even start the machine remotely when out of home.
- easyStart: simply select the kind of dishes and your cleaning preference on the app and Home Connect will suggest the correct cycle for your load, making chores stress free and straightforward.

Washing Machines and Tumble Dryers

- Operate laundry appliances from wherever you are and receive push notifications when the cycle is finished.
- easyStart: select from 5 easy options via the Home Connect App to identify the best wash or drying setting. Send this cycle type direct from your app to the machine.
- intelligentDry: The easiest and fastest way to obtain excellent drying results. Select the washing programme, the load volume of the laundry and the residual moisture level desired. With Home Connect mode enabled, your Siemens washing machine and dryer will communicate with each other. Thanks to intelligent process technology, your washing machine transfers all relevant data to your dryer. Your dryer automatically selects the programme and the most suitable temperature and makes an accurate estimate of the duration of the programme.



Try demo

If you have not yet registered appliances on the app you can still try out the demo function to get a better understanding of the features available to you.


To experience the demo mode use the QR codes to download the free Home Connect app for your device, tap 'add appliances' on the home screen and choose from a range of demo appliances to experiment with.



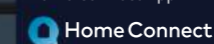
Apple App Store



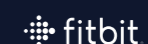
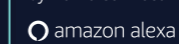
Google Play Store



Download and install Home Connect App



Partners brought to you by Home Connect



Our world has turned into an ever-growing network of partner services, to help you turn your house into a fully connected home.

Raise your voice and reduce your efforts with Amazon Alexa and Google Assistant.

Food and ambience are equally important when it comes to pleasing your guests, but how can you be in two places at the same time – preparing dishes in the kitchen, whilst entertaining in the living room? Now with Home Connect and the right partner, it just became possible. With just one voice command, you can start the laundry program, preheat the oven, check the dishwashing progress or ask for your favourite coffee. A world of exciting possibilities awaits – just ask your voice assistant.

There are more important things to think of than dishwasher tablets.

Make life easier with Smart Reorder via the Alexa app.

Replenishing consumables is a small thing, but it can also become a big thing when you discover you have just run out of essentials like dishwasher tablets. With Smart Reorder via the Amazon Alexa app, you can experience automatic replenishment. This feature can be set up easily, so you never need to worry about the dishwashing again.

Define your unique with IFTTT.

With IFTTT (If This Then That), you can integrate your Home Connect appliances seamlessly into your life and allow them to communicate with one another, allowing you to create your own automated applets which are perfectly tailored to your needs. Design bespoke triggers, for example, connect your coffee machine to your smart watch and your sleeping rhythm will then be recorded and directly sent to your coffee machine, which can then prepare you the most appropriate morning coffee - a double espresso after a rough night, or a latte after a good rest. There are so many possibilities to be creative; the smart lamp in your living room blinks when the laundry is done, the hood emotionLight lights up when your dinner is ready... Be inspired by checking the IFTTT partner app to learn about the latest "triggers" available.

Manage your appliances while on the run with Fitbit.

Fitbit and Home Connect can help you make sure a warm meal or your favourite cup of coffee is waiting for you after every training session. Thanks to remote control capabilities of the app, you can control your oven, coffee machine, washing machine, washer dryer, tumble dryer and dishwasher, directly from your Fitbit smartwatch. You can also monitor the status of your appliances in real time from your watch, so you can check, for example, how long is left on your washing machine cycle.

Refined elegance meets innovative cooling



A
↑
G E

Model shown left:
KS36VAXEP single door fridge

A
↑
G F

Model shown right:
GS36NAXFV single door freezer

Sophisticated Cool with blackSteel refrigeration.

The Siemens elegant black steel anti-fingerprint refrigeration range with hyperFresh technology combines style and function. Available in both iQ500 and iQ300, experience the beautiful contemporary anti-fingerprint blackSteel fascia. blackSteel makes a statement whilst offering a practical, easy to maintain finish and a contemporary bold uniqueness to kitchen spaces.



KG39NXDFG
Fridge freezer

iQ300 A
↑
G F

KG36NXDF
Fridge freezer

iQ300 A
↑
G D

KS36VAXEP
Single door fridge

iQ500 A
↑
G E

GS36NAXFV
Single door freezer

iQ500 A
↑
G F

Complement your blackSteel fridge with a stunning blackSteel dishwasher.

Discover a wide range of features that come with our new iQ300 blackSteel dishwasher. Featuring the new openAuto Dry technology, which allows the natural drying of dishes. It also features hydroDry technology that protects delicate glassware during the drying process, and the ability to reduce running times by up to 66% with varioSpeed, plus flexibility for more convenient loading with flex baskets and varioDrawer.



SN23EC14CG
60cm dishwasher A
↑
G C

blackSteel warranties.

5
Year Warranty

All of the appliances in the blackSteel collection come with a Siemens Five Year Warranty.

10
Year Warranty

The dishwasher in the blackSteel collection has a 10 Year Anti-Rust Warranty to protect against rust in the inner cavity of the appliance.

10
Year Warranty

blackSteel cooling appliances KG39NXDFG, KG36NXDF, KS36VAXEP and GS36NAXFV come with a 10 Year Compressor Drive Warranty.

Lifetime
Warranty

The dishwasher in the blackSteel collection also has a lifetime AquaStop Warranty to protect against water damage caused by a defective AquaStop system.

For more information on our warranties, please see page 79.

A new class of energy efficiency



The new Energy Label, valid from March 2021.

Technological development over the past few years has resulted in a higher concentration of products that were carrying labels with a value of A+ or better. Consequently, the label with the A+++ to D scale had not been fulfilling its original function as an aid for making purchasing decisions as well as it had done formerly. Other basic conditions like user behaviour have also changed. That is why it was time to adapt the energy label. The first appliances to have the new label are washing machines, washer dryers, dishwashers, cooling appliances and wine cabinets. The new label has been appearing on these products since 1st March 2021.

The most significant change in the new energy labels is the elimination of the energy efficiency plus classes, for example A+++. Classification is now from A to G. New methods are also being used for measuring energy consumption and determining the label class. The new specifications take into account real-life usage of the product as much as possible and reflect average consumer behaviour. This means for example, that energy consumption for washing machines, washer dryers and dishwashers is no longer specified by year, but per 100 operating cycles of the particular appliance.

The duration of the label programme to be tested is also specified for these products. In the case of washing machines and washer dryers, there is even a maximum programme duration that must not be exceeded.

The test programme for labelling washing machines and washer-dryers has also changed. The new "Eco 40-60" programme can now be found on the control panel. In addition, these devices now have an even higher washing performance requirement, as well as a minimum requirement for the rinsing effect.

For dishwashers, the components of the standard place setting has also changed to reflect modern usage. For these and other reasons, it is not possible to directly convert the old (A+++ to D) efficiency classes to the new classes.

In addition, you will be able to access further product information directly via a QR code that is displayed on the energy label. The QR code forwards you to a data sheet relating to the appliance.

Look out for the new energy efficiency class icons throughout our brochure and on our product pages.



Sample energy label for dishwashers.

The energy efficiency class for dishwashers continues to be based on the "Eco" programme. However, the test standard has been changed. For example, cups, pots, and plastic utensils will be used to determine cleaning and drying performance to better reflect actual usage behavior.

What is new is the specification of the duration of the Eco programme. This programme is especially eco-friendly, is ideal for normally soiled dishes and is the most efficient programme in the combination "energy and water consumption". As with washing machines and washer dryers, energy consumption will be based on 100 cleaning cycles.

Key

- 1 QR code
- 2 Energy efficiency class
- 3 Energy consumption in kWh/100 operating cycles (in Eco programme)
- 4 Number of standard place settings for the Eco programme
- 5 Water consumption in litres/operating cycle (in Eco programme)
- 6 Duration of the "Eco" programme
- 7 Noise emissions expressed in (dB[A] re 1pW) and noise emission class

Home laundry. Welcome to a range designed around you

Siemens washing machines, washer dryers and tumble dryers deliver outstanding results every time.

Sleek, streamlined, and stylish, Siemens home laundry appliances not only look great in your home, they perform perfectly too. With state-of-the-art technology Siemens washing machines are extremely energy efficient, easy to use, and most importantly designed to save you time and money.

All Siemens tumble dryers feature sensor drying, which provides uniform drying results, and makes over-drying a thing of the past. All Siemens tumble dryers have been developed to make laundry easier and less of a chore.

Siemens washer dryers combine the innovative functions of the modern washing machines and dryers in one appliance to save effort, time and space. At the touch of a button, with their large display and clear operation, you can conveniently control both washing and drying cycles.



Home laundry

Siemens home laundry warranties:

5
Year Warranty

5 Year Warranty

A Siemens Five Year Warranty is available on all Siemens freestanding washing machine and tumble dryer models listed in this brochure to protect against any manufacturing and material faults and defects during this warranty period.

2
Year Warranty

2 Year Warranty

A Siemens Two Year Warranty is available on all Siemens washer dryers listed in this brochure to protect against any manufacturing and materials faults and defects during this warranty period.

iQdrive® Motor
10
Year Warranty

iQdrive® 10 Year Warranty

The iQdrive® Motor Warranty is available on all washing machines to protect against any defects to the iQdrive® motor.

AquaStop
Lifetime
Warranty

Lifetime AquaStop Warranty

Selected Siemens laundry appliances have a lifetime AquaStop warranty to protect against water damage caused by a defective AquaStop system. For models with this warranty please check the matrix.

To find out more about your warranty and for registration, please refer to page 79.

Laundry key features

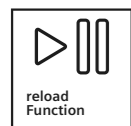


Model shown: WM14XEH5GB washing machine

Siemens laundry appliances are packed full of innovative features to make it as easy as possible to keep your clothes looking and feeling great.

Time saving programmes, targeted stainRemoval feature, reduced ironing cycles, the sensoFresh odour removal system and smart connection between the washer and dryer simplify every aspect of doing the laundry.

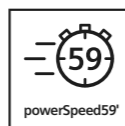
A new level of convenience.



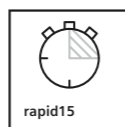
reload
The reload function allows the machine to be paused and the door opened at the next safe opportunity. It is the perfect solution when an extra item needs to be added to the load.



antiVibration
Having antiVibration technology built-in to the design of the machine makes the appliance more stable, which, in turn, makes it quieter.



powerSpeed 59 system
With the new powerSpeed system, the laundry gets evenly soaked and heated up much faster and more consistently, for more thorough washing. Suited for up to 5kg of cottons or blended fabrics, the powerSpeed 59 result is achieved by a second pump that feeds the water into the drum at the beginning of the washing process. In parallel, the detergent is mixed with water and gets sprayed into the centre of the load, shortening the run time to only 59 minutes and increasing the wash performance.



rapid15 and rapid30
What can you do in an hour? Add the laundry to your list. Need a shirt cleaning an hour before you are due to leave the house? The rapid15 and rapid30 wash, rinse and spin washing programme will save the day.



Drum interior light
The drum is lit after switching on the appliance, after opening and closing the door and after starting the programme for extra convenience. The light switches off automatically.



Less Ironing option
At the touch of a button, 'Less Ironing' can be added to a selected programme. This ensures the machine gently and evenly drains the water and reduces the spin speed, helping to keep creases to a minimum.



Outdoor
Specialised programme for washing waterproof clothing with membrane technology to protect the fabric and seams. For use with outdoor fabric detergent.



Outdoor/waterproof
This programme can be used to apply a waterproof treatment to breathable fabrics, prolonging the life of high-quality functional clothing like winter jackets, fleeces and ski wear.

Experience effective odour removal with sensoFresh

Siemens washing machines take the hassle out of doing the washing.

Our machines take full advantage of the latest technology and innovation, and are designed to make laundry less of a chore.



Automatic programmes

Whether normal or delicate items – the automatic programme's 'Auto' function adjusts the entire wash cycle to the needs of your laundry for optimum effect. Perfect for hard-wearing fabrics this mode will even add extra detergent if your washing is heavily soiled.



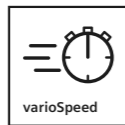
Hygienically clean laundry: The hygiene programme

The hygiene programme is particularly suitable for allergy sufferers.



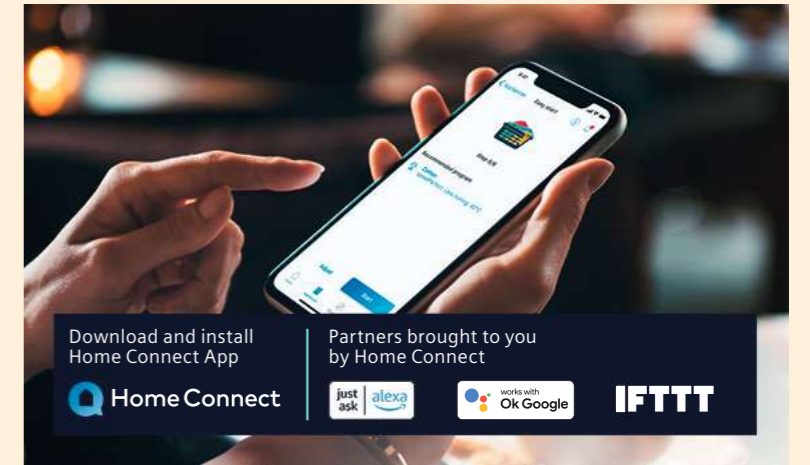
Meets your highest hygiene standards: The Drum Clean programme

An automatic alert after 20 washes to run the Drum Clean programme on a 90°C or 60°C wash which keeps the appliance clean and odour free.



Get perfectly clean laundry in up to 65% less time with varioSpeed

Available on all our washing machines, this feature can automatically detect when time can be saved. The smart sensors identify load volume and type of textile, hence adapting the washing machine's process time efficiently to suit the specific load.



Take a load off your mind with Home Connect.

Siemens Wi-Fi-enabled washing machines with Home Connect cannot take the loading and unloading away, but they will add exciting features to give you more flexibility and choice when doing your laundry.

easyStart

The easyStart feature available in your Home Connect App helps you to find the best programme for your load. Just answer a few simple questions, for example, defining the types of fabric and the degree of soiling. The machine will then remotely suggest and send the recommended wash settings to your appliance. Go from finding the ideal programme to starting the laundry in just a few seconds. Within the app, you will discover specialist programmes for those tricky-to-wash items, from delicates, to work shirts.

Push notifications

Receive alerts to your app when the i-Dos compartment drawers need to be refilled with detergent or when the cycle is finished so you can focus on the important things.

Manage your laundry wherever, whenever. Let your laundry adjust to your timetable

A washing machine you can monitor from wherever you are provides a lot of convenience. With the Home Connect app, you always know if the laundry is ready or not, and you do not have to approach the machine to check it several times just to see if it is still running.

intelligentDry

Siemens tumble dryers with Home Connect feature intelligentDry which takes the guesswork out of selecting the right drying programme for the clothes you have just washed. Provided your Siemens washing machine with Home Connect is also connected to your home network and paired in your Home Connect account, both appliances will talk to one another. This means your washing machine tells the tumble dryer exactly what wash programme it has used and the dryer will determine the best drying programme.

By making use of easyStart in Home Connect with your washing machine and enabling intelligentDry, your Siemens laundry appliances will wash and dry your clothes to perfection.

Connected partners

With our connected partners - Amazon Alexa, Google Assistant and IFTTT - you can truly turn your living space into a fully connected home. You can speak to your appliance simply by asking your voice assistant. With the IFTTT app, connect your Home Connect appliance with a wider range of smart devices. Set up applets and digital commands to create bespoke solutions such as programming smart lights to flash when the laundry cycle ends.

For more information about Home Connect, visit Siemens Home UK: siemens-home.bsh-group.com/uk

Washing machine key features

Clear displays for easy selection.

With the Siemens Laundry collection, choose from TFT, Toledo LED or LED.



TFT
Operation is simple with a wide selection of programme options displayed on a high resolution TFT display.



Toledo LED
Available programme options are clearly displayed and can be selected via the full touch LED display.



LED
The large LED comfort display panel with touch buttons provides you with a full overview and makes operation effortless.

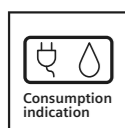



Just add laundry with i-Dos.



The i-Dos system automatically determines how much detergent is needed for each of your wash loads, based on the weight of the laundry and programme used. Saving you time, the i-Dos washing machine allows you to simply place your clothes in the drum, select your desired programme and relax. The i-Dos system uses a combination of all the sensors to automatically determine the exact amount of liquid detergent needed for each of your laundry cycles, depending on the weight of the load and what programme is being used.

With the built-in drawer conveniently holding enough liquid detergent for around 20 washes, not only does this mean you do not have to measure and fill the container for every wash, but as the correct amount of liquid detergent is used every time, your clothes will receive the perfect wash whilst saving you time, water and detergent. The result, a hassle-free laundry and perfectly clean clothes.




Consumption indication

See which programmes use less energy and water with the consumption value indicator. This display option provides information about the relative energy consumption in selected cycles. The more the indicators light up, the higher the consumption. So, if you are conscious about energy and water, this feature will help you decide which cycle to choose.

Fast and efficient washing machines with added peace of mind.

For further information on washing machine warranties, please see page 79.



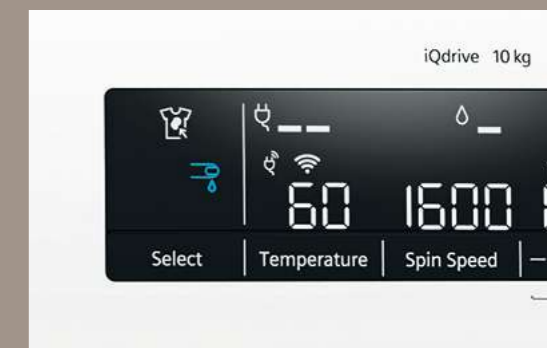
Tough on stains, gentle on your washing.



Remove tough stains without the need for specialist products or pre-washing. Keeping your life uncluttered, our specially designed autoStain removal system (ASR) takes the effort out of cleaning tough stains. Simply load your clothes in the machine, choose a wash programme, select up to 16 stain treatments* and let ASR do the rest. This saves you time and removes the need for specialist products or pre-washing.

It happens to the best of us, a stain on your favourite dress or best shirt is part of life. However, we have a solution that is going to save you time and effort when it comes to removing stubborn stains. So next time you need to remove last night's wine from your shirt sleeve or a lipstick smudge on your favourite dress, look no further than your Siemens washing machine.

Whether it is red wine or coffee, dirt or grass, blood or even cosmetics, our autoStain removal system automatically optimises the wash settings to remove individual stains from your laundry. The system eradicates the need to pre-wash stained clothes and the use of special detergents, tackling up to 16 different types of stain. The system tailors the wash according to the nature of the stain, creating the perfect balance between the mechanical drum action, water level, wash time and temperature, thus, saving you time and money on buying specialist products. Those unforeseen accidents need not ruin your clothes anymore.



Stain selection is made easy with the large LCD Display screen.

Model shown: WM16XM81GB

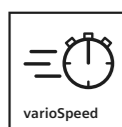
*16 stain treatments available on ASR systems with TFT displays and 4 stain treatments available on ASR systems with LED/LCD displays.

A breath of fresh air: Siemens Washer Dryers

With a Siemens washer-dryer combo, you can enjoy the luxury of complete laundry care without needing a lot of space.

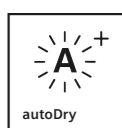


Model shown: WD4HU541GB washer dryer



varioSpeed

Get perfectly clean laundry in up to 65% less time. This feature can automatically detect when time can be saved. The smart sensor identifies load volume and textile kind, hence adapting the washing machine's process time efficiently to suit the specific load.



autoDry

Do not shrink away from drying with autoDry. autoDry technology prevents overheating or uneven drying. Sensors precisely measure and control the temperature and moisture of your laundry, preventing it from shrinking.



selfCleaning condenser (Washer Dryers and Tumble Dryer)

An automatic selfCleaning condenser is integrated into many Siemens laundry appliances helping to keep the condenser lint free. This sensor-controlled programme is intuitive and collects lint during each drying cycle. The result is a continually lint-free condenser that helps to keep energy consumption constantly low at all times. You just need to clean the fluff from the lint filter after every cycle.



Fast and efficient washer dryers with added peace of mind.

For further warranty information, please visit page 79.



Wash&Dry60

With just one push of the button, the washer dryer perfectly washes and carefully dries up to 1kg of laundry in only 60 minutes. Perfect for when you need to prepare your clothes quickly.



The 10kg washer dryer

The 10kg washer dryer model provides ultimate convenience. Ideal for families, you can achieve everything in one go with the ability to wash and dry a larger-than-average load.

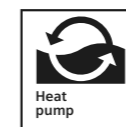


smartFinish

The smartFinish programme uses gentle steam to reduce wrinkles, cutting down your ironing time. Even badly wrinkled shirts and blouses are significantly smoothed out.



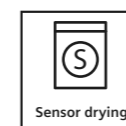
Intelligent drying: Siemens Tumble Dryers



High-performance and highly-efficient (Tumble Dryers only)

Let yourself be fascinated by the state-of-the-art technology of Siemens heat pump dryers. Heat pump dryers are condensation dryers equipped with a special heat pump technology. In contrast to classic condensation dryers, energy in the form of heat is not discharged into the environment; instead it is retained for the drying process.

Siemens heat pump dryers achieve impressive energy values and consume significantly less energy than condensation dryers. Siemens heat pump dryers can also be set up, like all condensation dryers, in multiple places within the home, since the condensed water is collected in a separate container integrated into the appliance. Alternatively, if preferred, the water can be drained out if your plumbing allows.



Sensor drying

All Siemens tumble dryers feature sensor drying, which provides uniform drying results, and makes over-drying a thing of the past. Sensors in the drum continually monitor the residual moisture in the laundry. They detect when the load has reached the selected drying level, and move the programme to the final cool-down period.



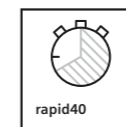
A lot less ironing

The Less Ironing option extends the anti-crease phase period at the end of the cycle by up to 120 minutes leading to fewer creases in your laundry – so you can spend less time ironing.



intelligentCleaning System

By transporting fluff through a strainer and down into a fluff depot at the bottom of the appliance, you only have to clean the filter when the sensor detects it needs emptying – instead of every cycle.



The rapid40 drying programme

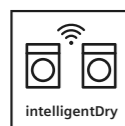
With this programme, your washing will be perfectly dry in only 40 minutes, thanks to optimised temperature control and a customised cool-down phase.



Wool or shoe drying basket

To further protect your garments and materials during the drying process, Siemens iQ500 and iQ700 tumble dryers come with a drying basket. Warm air is then passed gently around your garments, rather than tumbling them.

With the latest technology built into our appliances, Siemens offers energy-efficient and stunning looking appliances for stylish kitchens and utility spaces.



Home Connect intelligentDry feature

With intelligentDry, there is no need to select the right drying programme anymore. All relevant information from the last washing programme, e.g. load quantity and degree of moisture are sent directly to the dryer via Home Connect, and your tumble dryer automatically selects the perfectly coordinated programme, precisely calculating the expected drying time.



Wool drying basket



Shoe drying basket

Stacking kits

Not only helping to stabilise your dryer on top of your washing machine, the shelf allows you to easily load or unload your dryer.

Product codes: WZ27410 (standard) / WZ27400 (with pull-out shelf).



iQdrive® Motor

State-of-the-art technology is at the heart of all Siemens tumble dryers.

For further warranty information, please visit page 79.

Washing machines

Home Connect



iQ700 WM14XEHS5GB


Washing machine
White 1400rpm spin speed



Washing machine specifications

APPLIANCE TYPE	WASHING MACHINES
Design family	iQ700
Model number	WM14XEHS5GB
Colour	White
KEY FEATURES	
i-Dos intelligent dosing system	■
powerSpeed 59 ¹	■
varioSpeed	■
Reload function	■
iQDrive®	■
antiVibration design	■
Consumption indicator	■
stainRemoval System (ASR)	■
ADDITIONAL FEATURES	
Variable temperature / Variable spin	■ / ■
Drum interior light	■
Display	TFT
Control panel lock	■
Delay start by (h)	24
Drum Clean programme	■
Water protection system	AquaStop
STANDARD PROGRAMMES	
Eco 40-60	■
Cottons	■
Easy Care	■
Mixed Fabrics	■
Delicate/Silk	■
Wool	■
ADDITIONAL PROGRAMMES / FUNCTIONS	
Auto programme	■
Hygiene	-
Rapid 15' / Rapid 30'	■ / ■
Shirts	■
Outdoor / Outdoor (waterproofing)	■ / -
Dark Wash/Easy Care Plus	■
Lingerie	-
Towels	-
Duvet	■
Rinse	■
Spin	■
Drain	■
Spin/Drain	-
Prewash	■
Extra Rinse / Rinse hold	■ / ■
Water Plus	■
Reduced ironing / Reduced noise	■ / ■
Soak	■
Memory programmes	■
PERFORMANCE	
Energy efficiency class ¹	A++
Load capacity (kg)	1-10
Energy ² / Water ³ (kWh / litres)	56/49
Programme duration ⁴ (h:mm)	3:58
Maximum spin speed (rpm) ⁵	1400
Spin efficiency class	B
Noise level (dB [A] re 1pW)	71
Noise emission class	A
Duration of Quick Wash programme (minutes)	15/30
TECHNICAL INFORMATION	
Dimensions: H x W x D (inc. door porthole) (cm)	84.8 x 59.8 x 59.0 (63.2)
Door opening angle	180°
Depth with door open 90° (cm)	108.5
Height adjustable by (cm)	1.2
Length of supply/drain hose (cm)	150/150
Length of mains cable (cm)	210
Door hinge	Left-hand
ACCESSORIES	
Floor securing component WX975600	■

■ Yes, model has this feature. - Feature not available for this model.
¹ On an energy-efficiency class scale from A to G. ² Energy consumption in kWh/100 operating cycles (using Eco 40-60 programme). ³ Water consumption in litres/operating cycle (using Eco 40-60 programme). ⁴ Duration of Eco 40-60 programme. ⁵ The specified value is rounded.
 Data valid in this table as of June 2022. Subject to modification without prior notice.



Model shown: WM14XEHS5GB washing machine



Washing machine specifications

APPLIANCE TYPE	WASHING MACHINES		
Design family	TQ500	TQ500	TQ500
Model number	WM16XM81GB	WG54G201GB	WM14VMH4GB
Colour	White	White	White
KEY FEATURES			
i-Dos intelligent dosing system	-	-	-
powerSpeed 59'	■	-	■
varioSpeed	■	■	■
Reload function	■	■	■
iQDrive®	■	■	■
antiVibration design	■	■	■
Consumption indicator	■	-	■
stainRemoval System (ASR)	■	■	■
ADDITIONAL FEATURES			
Variable temperature / Variable spin	■ / ■	■ / ■	■ / ■
Drum interior light	■	-	-
Display	LED	LED	LED
Control panel lock	-	-	■
Delay start by (h)	24	24	24
Drum Clean programme	■	■	■
Water protection system	Multiple water protection	Multiple water protection	Multiple water protection
STANDARD PROGRAMMES			
Eco 40-60	■	■	■
Cottons	■	■	■
Easy Care	■	■	■
Mixed Fabrics	■	■	■
Delicate/Silk	■	■	■
Wool	■	■	■
ADDITIONAL PROGRAMMES / FUNCTIONS			
Auto programme	-	-	-
Hygiene	■	-	-
Rapid 15' / Rapid 30'	■ / ■	■ / ■	■ / ■
Shirts	■	■	-
Outdoor / Outdoor (waterproofing)	■ / -	■ / ■	■ / -
Dark Wash / Easy Care Plus	■	■	-
Lingerie	■	-	-
Towels	-	-	-
Duvet	-	-	-
Rinse	■	■	■
Spin	■	■	-
Drain	-	■	-
Spin/Drain	■	■	■
Prewash	■	■	■
Extra Rinse / Rinse hold	■ / ■	■ / ■	■ / ■
Water Plus	■	-	-
Reduced ironing / Reduced noise	■ / -	■ / -	■ / -
Soak	-	-	-
Memory programmes	-	-	-
PERFORMANCE			
Energy efficiency class ¹	A G B	A G C	A G B
Load capacity (kg)	1-10	1-10	1-9
Energy ² / Water ³ (kWh / litres)	59 / 47	67 / 47	57 / 48
Programme duration ⁴ (h:mm)	3:59	3:50	3:40
Maximum spin speed (rpm) ⁵	1600	1400	1400
Spin efficiency class	A	A	B
Noise level (dB [A] re 1pW)	72	72	70
Noise emission class	A	B	A
Duration of Quick Wash programme (minutes)	15/30	15/30	15/30
TECHNICAL INFORMATION			
Dimensions: H x W x D (inc. door porthole) (cm)	84.8 x 59.8 x 59.0 (63.2)	84.5 x 59.7 x 58.8 (63.2)	84.8 x 59.8 x 59.0 (63.2)
Door opening angle	171°	160°	171°
Depth with door open 90° (cm)	106.3	104.9	106.3
Height adjustable by (cm)	1.2	1.2	1.2
Length of supply/drain hose (cm)	150/150	150/150	150/150
Length of mains cable (cm)	210	210	210
Door hinge	Left-hand	Left-hand	Left-hand

■ Yes, model has this feature. - Feature not available for this model.

¹ On an energy-efficiency class scale from A to G. ² Energy consumption in kWh/100 operating cycles (using Eco 40-60 programme). ³ Water consumption in litres/operating cycle (using Eco 40-60 programme). ⁴ Duration of Eco 40-60 programme. ⁵ The specified value is rounded.

Data valid in this table as of June 2022. Subject to modification without prior notice.



Washing machine specifications

APPLIANCE TYPE	WASHING MACHINES		
Design family	TQ500	TQ500	TQ300
Model number	WM14UP89GB	WG44G290GB	WM14N202GB
Colour	White	White	White
KEY FEATURES			
i-Dos intelligent dosing system	■	-	-
powerSpeed 59'	-	-	-
varioSpeed	■	■	■
Reload function	■	■	■
iQDrive®	■	■	■
antiVibration design	■	■	■
Consumption indicator	■	■	-
stainRemoval System (ASR)	■	■	-
ADDITIONAL FEATURES			
Variable temperature / Variable spin	■ / ■	■ / ■	■ / ■
Drum interior light	■	-	-
Display	LED	LED	LED
Control panel lock	■	-	■
Delay start by (h)	24	24	24
Drum Clean programme	■	■	■
Water protection system	Multiple water protection	Multiple water protection	Multiple water protection
STANDARD PROGRAMMES			
Eco 40-60	■	■	■
Cottons	■	■	■
Easy Care	■	■	■
Mixed Fabrics	■	■	■
Delicate/Silk	■	■	■
Wool	■	■	■
ADDITIONAL PROGRAMMES / FUNCTIONS			
Auto programme	■	-	-
Hygiene	■	-	-
Rapid 15' / Rapid 30'	■ / ■	■ / ■	■ / ■
Shirts	-	■	■
Outdoor / Outdoor (waterproofing)	■ / ■	■ / -	- / ■
Dark Wash / Easy Care Plus	■	■	-
Lingerie	■	■	■
Towels	-	■	-
Duvet	-	■	-
Rinse	■	■	■
Spin	■	■	-
Drain	■	■	-
Spin/Drain	■	■	■
Prewash	■	■	■
Extra Rinse / Rinse hold	- / ■	■ / ■	- / ■
Water Plus	■	■	-
Reduced ironing / Reduced noise	■ / ■	■ / ■	■ / -
Soak	■	-	-
Memory programmes	■	-	-
PERFORMANCE			
Energy efficiency class ¹	A G A	A G A	A G C
Load capacity (kg)	1-9	1-9	1-8
Energy ² / Water ³ (kWh / litres)	46 / 48	46 / 48	63 / 48
Programme duration ⁴ (h:mm)	3:48	2:48	3:35
Maximum spin speed (rpm) ⁵	1400	1400	1400
Spin efficiency class	B	B	B
Noise level (dB [A] re 1pW)	71	71	74
Noise emission class	A	A	B
Duration of Quick Wash programme (minutes)	15/30	15/30	15/30
TECHNICAL INFORMATION			
Dimensions: H x W x D (inc. door porthole) (cm)	84.8 x 59.8 x 59.0 (63.3)	84.8 x 59.8 x 59.0 (63.6)	84.8 x 59.8 x 55.0 (60.0)
Door opening angle	171°	165°	180°
Depth with door open 90° (cm)	165	107.3	101.7
Height adjustable by (cm)	1.2	1.2	1.2
Length of supply/drain hose (cm)	150/150	150/150	150/150
Length of mains cable (cm)	210	210	210
Door hinge	Left-hand	Left-hand	Left-hand

■ Yes, model has this feature. - Feature not available for this model.

¹ On an energy-efficiency class scale from A to G. ² Energy consumption in kWh/100 operating cycles (using Eco 40-60 programme). ³ Water consumption in litres/operating cycle (using Eco 40-60 programme). ⁴ Duration of Eco 40-60 programme. ⁵ The specified value is rounded.

Data valid in this table as of June 2022. Subject to modification without prior notice.

Washer dryers

Home Connect



iQ700 WD4HU541GB

Washer dryer
White 1400rpm spin speed



Home Connect

varioSpeed reload Function

autoDry selfCleaning condenser smartFinish Drum Clean

2 Year Warranty iQdrive® Motor 10 Year Warranty A+ D

Washer dryer specifications

APPLIANCE TYPE	WASHER DRYER
Design family	iQ500
Model number	WD4HU541GB
Colour	White
Availability	
KEY FEATURES	
iQDrive®	■
varioSpeed	■
Reload facility	■
autoDry function	■
selfCleaning Condenser	■
ADDITIONAL FEATURES	
Time delay/Time remaining	■
Control panel lock	-
Water protection system	Multiple water protection
PROGRAMMES	
smartFinish	■
Hygiene	-
rapid15	■
Wash & Dry 60 mins	■
Cottons	■
Easy-care programme	■
Wool programme	■
Delicates/ Silk	■
Intensive Dry	■
Gentle Dry	■
myTime Wash & Dry	■
myTime Dry	■
Rinse	-
Spin/ Drain	■
Memory	■
Drum Clean	■
Outdoor (Waterproofing)	-
Shirts	■
Mixed Fabrics	■
Reduced noise wash /dry	-
Reduced Ironing	■
Extra Rinse	■
Water level increase option	■
Pre wash	■
Variable Temperature/Spin	■
PERFORMANCE/TECHNICAL INFORMATION	
Energy efficiency class washing and drying ¹	A+ D
Energy efficiency class washing ²	A
Energy ³ / Water ⁴ washing and drying (kWh / litres)	307 / 74
Energy ³ / Water ⁴ washing (kWh / litres)	49 / 50
Load capacity washing and drying / washing (kg)	1-6 / 1-10
Programme duration ⁵ washing and drying / washing (h:mm)	8:00 / 3:55
Spin efficiency class	B
Spin speed ⁶ (rpm)	1400
Noise level (dB [A] re 1pW)	70
Noise emission class	A
Dimensions: H x W x D (inc. door porthole) (cm)	84.8 x 59.8 x 62.2 (64.5)
Door opening angle	165°

■ Yes, model has this feature. - Feature not available for this model.

^{1,2} On an energy-efficiency class scale from A to G.
³ Energy consumption in kWh/100 complete operating cycles (using Eco 40-60 programme).
⁴ Water consumption in litres/complete operating cycle (using Eco 40-60 programme).
⁵ Energy consumption in kWh/100 wash cycles (using Eco 40-60 programme).
⁶ Water consumption in litres/wash cycle (using Eco 40-60 programme).
⁷ Duration of Eco 40-60 programme, complete operating cycle / wash cycle.
⁸ The specified value is rounded.

Data valid in this table as of June 2022. Subject to modification without prior notice.

Washer dryer specifications

APPLIANCE TYPE	WASHER DRYERS		
Design family	iQ500	iQ500	iQ300
Model number	WD14U521GB	WN44G290GB	WN34A1U8GB
Colour	White	White	White
Availability	Discontinued December 2022		
KEY FEATURES			
iQDrive®	■	■	■
varioSpeed	■	■	■
Reload facility	■	■	■
autoDry function	■	■	■
selfCleaning Condenser	■	■	■
ADDITIONAL FEATURES			
Time delay/Time remaining	■	■	■
Control panel lock	■	■	■
Water protection system	Multiple water protection	Multiple water protection	aquaSecure
PROGRAMMES			
smartFinish	■	■	-
Hygiene	-	-	■
rapid15	■	■	■
Wash & Dry 60 mins	■	■	■
Cottons	■	■	■
Easy-care programme	■	■	■
Wool programme	■	■	■
Delicates/ Silk	■	■	■
Intensive Dry	■	■	■
Gentle Dry	■	■	■
myTime Wash & Dry	■	-	-
myTime Dry	-	■	■
Rinse	■	■	■
Spin/ Drain	■	■	■
Memory	■	-	-
Drum Clean	■	-	-
Outdoor (Waterproofing)	■	■	-
Shirts	■	-	■
Mixed Fabrics	■	■	■
Reduced noise wash /dry	■	-	-
Reduced Ironing	■	■	■
Extra Rinse	■	-	-
Water level increase option	■	-	-
Pre wash	■	■	■
Variable Temperature/Spin	■	■	■
PERFORMANCE/TECHNICAL INFORMATION			
Energy efficiency class washing and drying ¹	A+ E	A+ E	A+ E
Energy efficiency class washing ²	C	C	C
Energy ³ / Water ⁴ washing and drying (kWh / litres)	364 / 87	372 / 84	313 / 70
Energy ³ / Water ⁴ washing (kWh / litres)	67 / 41	64 / 41	63 / 41
Load capacity washing and drying / washing (kg)	1-6 / 1-10	1-6 / 1-9	1-5 / 1-8
Programme duration ⁵ washing and drying / washing (h:mm)	6:51 / 3:53	7:45 / 3:45	7:30 / 3:32
Spin efficiency class	B	B	B
Spin speed ⁶ (rpm)	1400	1400	1400
Noise level (dB [A] re 1pW)	70	69	70
Noise emission class	A	A	A
Dimensions: H x W x D (inc. door porthole) (cm)	84.8 x 59.8 x 62.2 (64.5)	84.8 x 59.8 x 59.0 (63.5)	84.8 x 59.8 x 59.0 (63.0)
Door opening angle	130°	165°	165°

■ Yes, model has this feature. - Feature not available for this model.

^{1,2} On an energy-efficiency class scale from A to G.
³ Energy consumption in kWh/100 complete operating cycles (using Eco 40-60 programme).
⁴ Water consumption in litres/complete operating cycle (using Eco 40-60 programme).
⁵ Energy consumption in kWh/100 wash cycles (using Eco 40-60 programme).
⁶ Water consumption in litres/wash cycle (using Eco 40-60 programme).
⁷ Duration of Eco 40-60 programme, complete operating cycle / wash cycle.
⁸ The specified value is rounded.

Data valid in this table as of June 2022. Subject to modification without prior notice.

Tumble dryers

Home Connect



iQ700 WT48XE9GB

Tumble dryer
White



Home Connect

Heat pump, IntelligentDry, Intelligent Cleaning System, antiVibration Design

5 Year Warranty, IQ Drive Motor 10 Year Warranty

Tumble dryer specifications

APPLIANCE TYPE	TUMBLE DRYER
Design family	iQ700
Model number	WT48XE9GB
Colour	White
KEY FEATURES	
Home Connect	■
Heat pump	■
smartFinish	■
intelligentDry	■
selfCleaning condenser	-
intelligentCleaning system	■
antiVibration design	■
ADDITIONAL FEATURES	
Sensor drying	■
Display	TFT
Anti-crease cycle (mins)	120
Time delay / Time Remaining	■
Drum interior light	■
Water container full / Blocked filter warning indicator	■ / ■
Child lock	■
PROGRAMMES / FUNCTIONS	
Cotton	■
Easy Care	■
Mixed Fabrics	■
Allergy Plus / Hygiene	■
Lingerie	■
Wool Finish	■
Wool in drying basket	■
Towels	■
Rapid 40 min	■
Jeans	-
Shirts	■
Duvet	■
Pillows	-
Outdoor	■
Time programme cold	■
Time programme warm	■
Reduced ironing	■
Memory programme	■
PERFORMANCE	
Energy efficiency class	A+++
Capacity cotton (kg)	9
Condensation efficiency class	B
Condensation efficiency for standard cotton programme – Full and partial load	88%
Noise level (dB [A] re 1pW)	62
TECHNICAL INFORMATION	
Dimensions: H x W x D (inc. door porthole) (cm)	84.2 x 59.8 x 59.9 (63.4)
Door opening angle	165°
Depth with door open 90° (cm)	106.9
Height adjustable by (cm)	1.5
Length of mains cable (cm)	145
Door hinge	Right-hand reversible
Can be used with drain set	■
Drain set included	■
Compatible Stacking Kit (Standard / Pull out shelf)	WZ27410 / WZ27400
OPTIONAL ACCESSORIES FOR TUMBLE DRYERS	
Cover plate	WZ20290
Stacking kit	WZ27410
Stacking kit	WZ11410
Stacking kit with pullout shelf (WT48XRH9GB, WQ45G209GB)	WZ27400
Stacking kit with pullout shelf (for WT45M232GB, WT45N202GB)	

■ Yes, model has this feature. - Feature not available for this model.

The programme cotton cupboard dry used at full and partial loads is the standard drying programme to which the information on the energy label refers. This is the most efficient programme in terms of energy consumption for cotton. Annual consumption is based on 160 drying cycles.

Data valid in this table as of June 2022. Subject to modification without prior notice.

Home Connect



Tumble dryer specifications

APPLIANCE TYPE	TUMBLE DRYERS		
Design family	iQ500	iQ500	iQ800
Model number	WT48XRH9GB	WQ45G209GB	WT45N202GB
Colour	White	White	White
KEY FEATURES			
Home Connect	■	-	-
Heat pump	■	■	-
smartFinish	-	■	-
intelligentDry	-	■	-
selfCleaning condenser	-	■	-
intelligentCleaning system	■	■	-
antiVibration design	■	■	■
ADDITIONAL FEATURES			
Sensor drying	■	■	■
Display	LED	LED	LED
Anti-crease cycle (mins)	120	120	120
Time delay / Time Remaining	■	■ / ■	■
Drum interior light	■	■	■
Water container full / Blocked filter warning indicator	■ / ■	■ / ■	■ / ■
Child lock	■	-	■
PROGRAMMES / FUNCTIONS			
Cotton	■	■	■
Easy Care	■	■	■
Mixed Fabrics	■	■	■
Allergy Plus / Hygiene	■	-	■
Lingerie	■	■	■
Wool Finish	-	■	■
Wool in drying basket	■	■	-
Towels	■	■	-
Rapid 40 min	■	■	■
Jeans	-	-	-
Shirts	■	■	■
Duvet	■	■	-
Pillows	■	■	-
Outdoor	■	■	■
Time programme cold	-	-	■
Time programme warm	■	■	■
Reduced ironing	■	■	■
Memory programme	-	■	-
PERFORMANCE			
Energy efficiency class	A+++	A++	B
Capacity cotton (kg)	9	9	8
Condensation efficiency class	B	B	B
Condensation efficiency for standard cotton programme – Full and partial load	88%	86%	88%
Noise level (dB [A] re 1pW)	62	64	65
TECHNICAL INFORMATION			
Dimensions: H x W x D (inc. door porthole) (cm)	84.2 x 59.8 x 59.9 (65.2)	84.2 x 59.8 x 61.3 (64.8)	84.2 x 59.8 x 59.9 (65.2)
Door opening angle	170°	165°	175°
Depth with door open 90° (cm)	106.9	109.6	109.1
Height adjustable by (cm)	1.5	2	1.5
Length of mains cable (cm)	145	145	145
Door hinge	Right-hand	Right-hand	Right-hand
Can be used with drain set	Yes	Yes	Yes
Drain set included	Yes	Yes	Yes
Compatible Stacking Kit (Standard / Pull out shelf)	WZ27410 / WZ27400	WZ27410 / WZ27400	WZ11410 / WZ20400
OPTIONAL ACCESSORIES FOR TUMBLE DRYERS			
Cover plate	WZ20290		WZ20290
Stacking kit	WZ27410	WZ27410	
Stacking kit	WZ11410		
Stacking kit with pullout shelf	WZ27400	WZ27400	WZ27400
Stacking kit with pullout shelf			WZ20400

■ Yes, model has this feature. - Feature not available for this model.

The programme cotton cupboard dry used at full and partial loads is the standard drying programme to which the information on the energy label refers. This is the most efficient programme in terms of energy consumption for cotton. Annual consumption is based on 160 drying cycles.

Data valid in this table as of June 2022. Subject to modification without prior notice.

Dishwashers. Cutting-edge innovations for extra shine

Siemens dishwashers take full advantage of the latest technologies.

Designed to fit in around your busy lifestyle, our standard 60cm and slimline 45cm dishwashers feature efficient, time saving and environmentally conscious programmes, sure to make your dishes shine. With a sleek and stylish design, both inside and out, Siemens dishwashers are designed to complement your home.



Dishwashers

Siemens dishwasher warranties:

5
Year Warranty

5 Year Warranty

A Siemens Five Year Warranty is available on all Siemens freestanding dishwasher models to protect against any manufacturing and material faults and defects during this warranty period.

Anti-Rust
10
Year Warranty

10 Year Anti-Rust Warranty

All Siemens dishwashers purchased from the 1st January 2012 onwards have a 10 Year Anti-Rust Warranty to protect against rust in the inner cavity of the appliance.

AquaStop
Lifetime
Warranty

Lifetime AquaStop Warranty

All Siemens freestanding dishwashers listed in this brochure have a lifetime AquaStop warranty to protect against water damage caused by a defective AquaStop system.

To find out more about your warranty and for registration, please refer to page 79.

Dishwashing key features

Welcome to a new era of dishwashing with brilliantShine.



Our new 60cm dishwashers feature the brilliantShine programme – a one touch solution that combines the Glass 40°C programme and the Shine & Dry option to ensure your glassware is always left sparkling clean.

Straight from dishwasher to table, Shine & Dry gives you streak-free, shining glasses. Harnessing the power of Zeolith® at its best, the special drying cycle also works just as well on plastics, pots and pans, saving you time as you no longer need to give them an extra towel dry. The brilliantShine programme with Zeolith® Drying produces sparkling glasses that you can be proud of, keeping your glassware ready to shine for your guests, even unexpected ones.

There are three factors in dishwashing that influence the shine of your glassware: temperature, cycle time, and the use of detergent. The new brilliantShine programme offers three intelligent solutions that take care of these factors:

- Zeolith® drying uses a Zeolite mineral that absorbs moisture and converts it into a gentle heat.
- The Shine & Dry option swills all residues of detergent with extra rinsing water, resulting in streak-free, shining glassware.
- The Glass 40°C programme ensures that your glassware is not exposed to excessive temperatures or spray pressures, and keeps the cycle time shorter.


Zeolith®: Super efficient drying technology.




Using advanced drying technologies, Siemens dishwashers keep energy consumption to a minimum. Zeolith®, a form of zeolite mineral, has the astonishing ability to absorb moisture and convert it to heat. What does this mean for you? The heat produced naturally by the Zeolith® is used for the drying cycle. No additional energy is therefore required to heat up the contents of your dishwasher for the drying process (as with a standard drying system). This leads to excellent drying results, with less energy usage than models without Zeolith® technology.

Zeolith® is stored in the depths of the dishwasher; it regenerates itself and keeps working for the lifetime of the machine, meaning you never have to replace it. Combine this with the economy 50°C programme to get brilliant results with minimal energy.

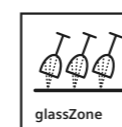
Drying phase
Zeolith® absorbs moisture and converts it to heat energy.



Cleaning phase
As the mineral is heated during the cleaning cycle, it is recharged and ready to absorb moisture once more.



The new priority zone for gentle and thorough washing of the most valuable glasses.



glassZone
Thanks to the new glassZone, you can now put even your most valuable glasses in the dishwasher with peace of mind. Six integrated nozzles ensure continuous but gentle water supply and thus enable thorough cleaning without damaging sensitive materials. In addition, integrated soft anti-slip elements give secure hold, protect against mechanical stress and prevent damage to glass rims.





Dishwashing key features

Take your mind off the household chores using the Home Connect App.

Connect your Wi-Fi-ready dishwasher with the Home Connect App to easily select programmes and options to start your dishwasher from wherever you are, whenever you want. Thanks to this app technology, you can control your appliance out of home and have the dishes ready exactly when you need them. Perfect for busy lifestyles. When the cycle is finished, the Home Connect App will send you a push notification to let you know, so you can focus on other things.

You can also select a number of great features through the Home Connect app, such as Speed on demand, Silence on demand, autoOpen Dry and you can set your Favourite programme and alter your wash cycle options from wherever you are to sync perfectly with your day.



Download and install Home Connect App

Partners brought to you by Home Connect



easyStart menu

The easyStart menu on the Home Connect App helps you to find the correct setting for your load quickly and easily. Just answer a few simple questions and the app will suggest the optimum programme for your load. It is easy to adjust your dishwasher settings via the app on your mobile or tablet to keep it running at maximum efficiency.

Home Connect partner Services

You can even use our partner services, Amazon Alexa, Google Assistant and IFTTT to manage your machine. With Amazon Alexa, you can control your appliance by using your voice. Whether you want to start or finish the cycle, or check the remaining cycle time, just ask Alexa.

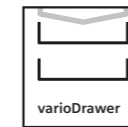
You can also benefit from automatic tablet replenishment, through Smart reorder within the Amazon Alexa app. This feature can be set up easily, so you never need to worry about running out of tablets again.

Setting your water settings has never been easier too. Whether your area experiences hard or soft water, you can set this easily within the app in seconds.

IFTTT technology allows you to integrate the Home Connect App with a wider array of connect devices. You can then produce customised applets, demands between two devices, so you can really bring your smart home to life. For example you could make your lights flash when your cycle finishes.

Learn more about Home Connect by visiting Siemens Home UK: www.siemens-home.bsh-group.com/uk

Basket systems for added flexibility and better results.



varioDrawer

By adding a third shelf for cutlery, varioDrawer removes the need for a cutlery basket and creates more space.



flex basket system

The flex basket has 2 flexible areas in the top rack and 4 in the bottom, giving you extra flexibility within the dishwasher to create more space for those larger items.



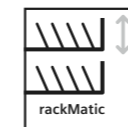
flexComfort basket system

These baskets have the ability to fold down certain compartments within the cavity for extra room – the top rack has 2 areas that can be adjusted for extra flexibility whilst the bottom basket has 8 areas that can be adjusted to create more space so the inside of your dishwasher is constantly adaptable. Anti-slip elements and stemware support hold have also been added, meaning it has never been as easy to load your dishwasher.



flexComfort Pro basket system

The flexComfort Pro basket system is designed to hold larger plates and allows you to create extra space for pots and pans with ease. Choose from up to 6 flexible areas in the top rack and up to 8 flexible areas in the bottom basket to create extra space. Blue touchpoints inside the baskets indicate all the adjustment options available at a glance, and the new easyGlide wheels on the upper basket make loading the dishwasher even easier. Other new features such as anti-slip elements and stemware support hold means you can easily and securely load your glassware and get on with your day, chore free.



rackMatic™


Available across all storage solutions, this feature conveniently allows the user to raise and lower the height of the top basket to create more or less space, even when the dishwasher is loaded.




varioDrawer



flex basket



flexComfort basket



flexComfort Pro basket

Let the dishwasher do the work, with the automatic programme sensor.



auto
45°-65°
Automatic programme

Doing the dishes is now easier than ever before with sensor technology included in every one of our dishwashing appliances. From soiled pots and pans to delicate plates – every item gets the right care and treatment.

For example, the autoProgramme sensor gives brilliant results at the push of a button. As soon as the autoProgramme is activated, the aqua sensor automatically measures the cloudiness of the water to precisely adapt the amount and temperature of water needed for optimal cleaning. The sensor controls the entire washing and drying process and automatically adjusts water consumption, water temperature and cycle time to suit each load. The sensor control unit steers the whole washing and drying process to deliver brilliant results every time.

Model shown left: SN27YI03CE 60cm freestanding dishwasher

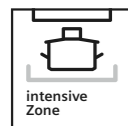


Enhanced performance and sparkling results



Model shown: SN27YI03CE 60cm dishwasher

Standard features on all models.

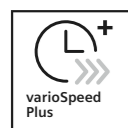


intensiveZone
Delicate items and pots and pans can be cleaned together in the same wash. The intensiveZone option increases the spray pressure and temperature in the bottom basket to handle burnt on pans, whilst delicate items can be washed safely in the top basket.



Silence programme
You will barely hear our dishwashers running. When the Silence programme is selected the dishwashers noise level is reduced by 2-3dB so you can relax in peace. This is achieved by decreasing water pressure and extending run time. Values stated in matrix under noise level.

Silence on demand
If you need silence during the wash cycle, why not pause the dishwasher for up to 30 minutes by selecting Silence on demand via the Home Connect App.



varioSpeed Plus
Use the varioSpeed Plus button to run the dishwasher significantly faster without compromising on wash quality. Standard on all models.

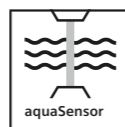
Speed on demand
An advanced functionality of varioSpeed Plus that cleans and dries the dishes in the shortest possible time for individual needs. This option can be selected, even if a programme is already running, activate this feature via the Home Connect App.



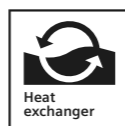
dosageAssist
Quickly and evenly dissolves dishwasher tablets throughout the entire machine, leaving no mess to clean at the end of the cycle.



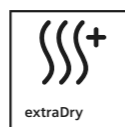
Favourite
Your personal favourites in one push: The Favourite button makes your dishwasher even more personal. Simply enter your most used combination of dishwashing programmes and options and then start them conveniently at the touch of a button, via the Home Connect app or via the Alexa voice assistant.



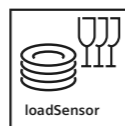
aquaSensor
Makes sure that the optimum temperature is used depending on how dirty the dishes are, meaning that dishes are perfectly clean the first time round.



Heat exchanger
Protect your glasses from cracking with gentle water heating. Heat generated during the wash cycle is used to pre-heat the rinsing water to stop glasses being put under stress. Standard on all models.



extraDry
The extraDry option can be added to any programme and will extend the drying cycle. This can be useful for harder to dry loads.

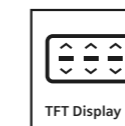


loadSensor
By monitoring that the optimum amount of water is flowing through the dishwasher throughout the cycle, the loadSensor helps to ensure that dishes are cleaned thoroughly.




Machine Care with Siemens dishwashers
For excellent results when washing and drying, it is important to look after your dishwasher correctly. All of our freestanding Siemens dishwashers include the Machine Care Programme. This is designed to be used together with a dishwasher cleaning detergent and provides a short, high temperature, high pressure wash designed to remove limescale and grease build up inside your dishwasher and outlet pipes. The dishwasher will remind you every 30 cycles or so to run this programme, to keep your appliance running as efficiently as possible.

Highlight features, available on selected models.



TFT display with real-time clock
The clear, touch control high resolution TFT display makes it easy to select programmes and settings and check the status of your dishwasher at a glance. Thanks to the real-time clock, it is now possible to set the exact time that you want your dishes to be ready by, for extra convenience. Perfect for delivering warm plates to the dinner table.



autoOpen dry
Gentle drying thanks to autoOpen dry. During the drying process, the door opens automatically and gently. This allows the natural drying of the dishes without the need for additional energy.



Hygiene Plus
The Hygiene Plus setting eradicates 99.9% of germs by super heating the final rinse. Ideal for chopping boards and food containers, Hygiene Plus helps to keep your family fit and healthy.



emotionLight
The emotionLight uses LED lights to create a cool blue glow emanating from inside your dishwasher.



60cm freestanding dishwashers

iQ 700 SN27YI03CE

Freestanding 60cm dishwasher
Stainless steel

600mm



Home Connect



60cm dishwasher specifications

APPLIANCE TYPE	60CM FREESTANDING DISHWASHER
Design family	iQ 700
Model number	SN27YI03CE
Colour	Stainless steel
DESIGN FEATURES	
Drying system	Zeolith
Home Connect Wi-Fi connectivity	■
Control panel type	Touch control + TFT
Basket description	flexComfort Pro
varioDrawer (3rd loading level)	■
glassZone	■
Glass care technology	■
Anti-slip protection and stemware support upper basket	■
Adjustable upper basket	rackMatic™ 3-stage
Number of flip tines in upper / lower basket	6 / 8
Cup shelves upper / lower baskets	1 / 1
Cutlery holder lower basket	-
Largest loadable dish upper / lower basket (cm)	21 / 31
Load / aquaSensor	■
Real-time clock	■
Start delay time max hours	24
Time remaining indicator	■
Emotion light (interior lighting)	■
End of cycle indicator	Acoustic
Salt / Rinse aid light indicator	■ / ■
Self cleaning filter system	■
Flood protection system	AquaStop 24h
Safety features	Door lock
PROGRAMMES / FUNCTIONS	
List of programmes	Eco 50°C, Auto 45-65°C, Intensive 70°C, Speed 60°C, brilliantShine 40°C, Silence 50°C, Favourite, Machine Care
Additional special options	Remote Start, Shine & Dry, intensiveZone, Hygiene Plus, varioSpeed Plus
TECHNICAL INFORMATION	
Reference programme for measurements	Eco 50°C
Energy efficiency class ¹	A
Energy ² / water ³ (kWh / litres)	65 / 9.5
Load capacity (place settings)	14
Programme duration ⁴ (h:min)	3:55
Noise level (dB [A] re 1pW)	43
Noise efficiency class	B
Noise level (silence programme) (dB [A] re 1pW)	41
Maximum height adjustability feet (mm)	2
Depth with open door 90 degree (cm)	115.5
Length of electrical supply cord (cm)	175
Length inlet / outlet hose (cm)	165 / 190
Height of the product with removable top (cm)	84.5
Height of the product without removable top (cm)	81.5
Width / Depth of the product (cm)	60 / 60
Net weight / Gross weight (kg)	55 / 56.5
Water softener ⁵	■
Maximum accepted water hardness (°DH)	50
Maximum temperature for water intake (°C)	60
Interior cavity	Stainless steel
OPTIONAL ACCESSORIES FOR DISHWASHERS	
Wine Glass Holder Accessory. Compatible with Siemens varioFlex, varioFlex Plus and varioFlex Pro basket systems	SZ73300
Hose extension (2m inlet and outlet hose extension)	
Cutlery basket - slimline	SZ73145
Cutlery basket	

■ Yes, model has this feature. – Feature not available for this model.

¹ On an energy-efficiency class scale from A to G.

² Energy consumption in kWh/100 operating cycles (using Eco programme).

³ Water consumption in litres/operating cycle (using Eco programme).

⁴ Duration of Eco programme.

⁵ We would recommend our dishwashers are connected to the mains water supply where possible. However, they may also be connected to an external water softener as long as the water softener produces softened water of less than 1.1 mmol/litre (7.0°e) and the water softener in the appliance is turned off. Please contact product advice for further information. Water pressure required: 0.5-10 Bar. Flow rate: 10 litres per minute. Inlet valve connected directly to ¾" screwed joint.

Data valid in this table as of June 2022. Subject to modification without prior notice.

Home Connect



60cm dishwasher specifications

APPLIANCE TYPE	60CM FREESTANDING DISHWASHERS	
Design family	iQ 500	iQ 500
Model number	SN25Z149CE	SN25ZW49CE
Colour	Stainless steel	White
DESIGN FEATURES		
Drying system	Zeolith	Zeolith
Home Connect Wi-Fi connectivity	■	■
Control panel type	Touch control + LED	Touch control + LED
Basket description	flexComfort	flexComfort
varioDrawer (3rd loading level)	■	■
glassZone	■	■
Glass care technology	■	■
Anti-slip protection and stemware support upper basket	■	■
Adjustable upper basket	rackMatic™ 3-stage	rackMatic™ 3-stage
Number of flip tines in upper / lower basket	2 / 8	2 / 8
Cup shelves upper / lower baskets	2 / 2	2 / 2
Cutlery holder lower basket	-	-
Largest loadable dish upper / lower basket (cm)	21 / 31	21 / 31
Load / aquaSensor	■	■
Real-time clock	-	-
Start delay time max hours	24	24
Time remaining indicator	■	■
Emotion light (interior lighting)	■	■
End of cycle indicator	-	-
Salt / Rinse aid light indicator	■ / ■	■ / ■
Self cleaning filter system	■	■
Flood protection system	AquaStop 24h	AquaStop 24h
Safety features	Control panel lock, door lock	Control panel lock, door lock
PROGRAMMES / FUNCTIONS		
List of programmes	Eco 50°C, Auto 45-65°C, Intensive 70°C, Speed 60°C, brilliantShine 40°C, Silence 50°C, Favourite, Machine Care	Eco 50°C, Auto 45-65°C, Intensive 70°C, Speed 60°C, Speed 45°C, brilliantShine 40°C, Silence 50°C, Favourite, Machine Care
Additional special options	Remote Start, Shine & Dry, intensiveZone, varioSpeed Plus	Remote Start, Shine & Dry, intensiveZone, varioSpeed Plus
TECHNICAL INFORMATION		
Reference programme for measurements	Eco 50°C	Eco 50°C
Energy efficiency class ¹	A	A
Energy ² / water ³ (kWh / litres)	75 / 9.5	75 / 9.5
Load capacity (place settings)	14	14
Programme duration ⁴ (h:min)	3:55	3:55
Noise level (dB [A] re 1pW)	42	42
Noise efficiency class	B	B
Noise level (silence programme) (dB [A] re 1pW)	40	40
Maximum height adjustability feet (mm)	2	2
Depth with open door 90 degree (cm)	115.5	115.5
Length of electrical supply cord (cm)	175	175
Length inlet / outlet hose (cm)	165 / 190	165 / 190
Height of the product with removable top (cm)	84.5	84.5
Height of the product without removable top (cm)	81.5	81.5
Width / Depth of the product (cm)	60 / 60	60 / 60
Net weight / Gross weight (kg)	56 / 57	56 / 57
Water softener ⁵	■	■
Maximum accepted water hardness (°DH)	50	50
Maximum temperature for water intake (°C)	60	60
Interior cavity	Stainless steel	Stainless steel
OPTIONAL ACCESSORIES FOR DISHWASHERS		
Wine Glass Holder Accessory. Compatible with Siemens varioFlex, varioFlex Plus and varioFlex Pro basket systems		
Hose extension (2m inlet and outlet hose extension)		
Cutlery basket - slimline		
Cutlery basket		

■ Yes, model has this feature. – Feature not available for this model.

¹ On an energy-efficiency class scale from A to G.

² Energy consumption in kWh/100 operating cycles (using Eco programme).

³ Water consumption in litres/operating cycle (using Eco programme).

⁴ Duration of Eco programme.

⁵ We would recommend our dishwashers are connected to the mains water supply where possible. However, they may also be connected to an external water softener as long as the water softener produces softened water of less than 1.1 mmol/litre (7.0°e) and the water softener in the appliance is turned off. Please contact product advice for further information. Water pressure required: 0.5-10 Bar. Flow rate: 10 litres per minute. Inlet valve connected directly to ¾" screwed joint.

Data valid in this table as of June 2022. Subject to modification without prior notice.

Home Connect



Home Connect



60cm dishwasher specifications

APPLIANCE TYPE	iQ300	iQ300
Design family		
Model number	SN23EC14CG	SN23H60AG
Colour	Black steel	Stainless steel antifingerprint
DESIGN FEATURES		
Drying system	Heat exchanger / autoOpen dry	Heat exchanger
Home Connect Wi-Fi connectivity	■	■
Control panel type	Push buttons + LED	Push buttons + LED
Basket description	flex	flex
varioDrawer (3rd loading level)	■	-
glassZone	-	-
Glass care technology	■	■
Anti-slip protection and stemware support upper basket	-	■
Adjustable upper basket	rackMatic™ 3-stage	rackMatic™ 3-stage
Number of flip tines in upper / lower basket	2 / 4	2 / 4
Cup shelves upper / lower baskets	2 / 2	2 / -
Cutlery holder lower basket	-	■
Largest loadable dish upper / lower basket (cm)	21 / 31	27 / 31
Load / aquaSensor	■	■
Real-time clock	-	-
Start delay time max hours	24	24
Time remaining indicator	■	■
Emotion light (interior lighting)	-	-
End of cycle indicator	-	-
Salt / Rinse aid light indicator	■ / ■	■ / ■
Self cleaning filter system	■	■
Flood protection system	Internal	Internal
Safety features	Control panel lock, door lock	Control panel lock, door lock
PROGRAMMES / FUNCTIONS		
List of programmes	Eco 50°C, Auto 45-65°C, Intensive 70°C, 1 hour 65°C, Speed 45°C, Favourite, Machine Care	Eco 50°C, Auto 45-65°C, Intensive 70°C, 1 hour 65°C, Speed 45°C, Favourite, Machine Care
Additional special options	Remote Start, intensiveZone, Half Load, varioSpeed Plus	Remote Start, intensiveZone, Half Load, varioSpeed Plus
TECHNICAL INFORMATION		
Reference programme for measurements	Eco 50°C	Eco 50°C
Energy efficiency class ¹	A	D
Energy ² / water ³ (kWh / litres)	74 / 9.5	84 / 9.5
Load capacity (place settings)	13	13
Programme duration ⁴ (h:min)	4:35	4:55
Noise level (dB [A] re 1pW)	44	44
Noise efficiency class	B	B
Noise level (silence programme) (dB [A] re 1pW)	-	-
Maximum height adjustability feet (mm)	2	2
Depth with open door 90 degree (cm)	115.5	115.5
Length of electrical supply cord (cm)	175	175
Length inlet / outlet hose (cm)	165 / 190	165 / 190
Height of the product with removable top (cm)	84.5	84.5
Height of the product without removable top (cm)	81.5	81.5
Width / Depth of the product (cm)	60 / 60	60 / 60
Net weight / Gross weight (kg)	36 / 38	49 / 51
Water softener ⁵	■	■
Maximum accepted water hardness (°DH)	50	50
Maximum temperature for water intake (°C)	60	60
Interior cavity	Stainless steel	Stainless steel
OPTIONAL ACCESSORIES FOR DISHWASHERS		
Wine Glass Holder Accessory. Compatible with Siemens varioFlex, varioFlex Plus and varioFlex Pro basket systems		
Hose extension (2m inlet and outlet hose extension)		
Cutlery basket - slimline		
Cutlery basket		

■ Yes, model has this feature. – Feature not available for this model.

¹ On an energy-efficiency class scale from A to G.

² Energy consumption in kWh/100 operating cycles (using Eco programme).

³ Water consumption in litres/operating cycle (using Eco programme).

⁴ Duration of Eco programme.

⁵ We would recommend our dishwashers are connected to the mains water supply where possible. However, they may also be connected to an external water softener as long as the water softener produces softened water of less than 1.1 mmol/litre (7.0°e) and the water softener in the appliance is turned off. Please contact product advice for further information.

Water pressure required: 0.5-10 Bar. Flow rate: 10 litres per minute. Inlet valve connected directly to ¾" screwed joint.

Data valid in this table as of June 2022. Subject to modification without prior notice.

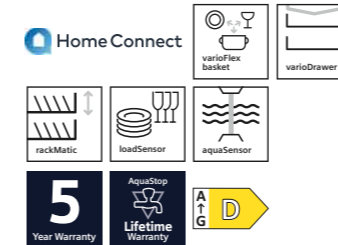
45cm freestanding dishwashers

iQ300 SR23EI28ME

Freestanding slimline 45cm dishwasher
Stainless steel

450mm

Home Connect



Slimline

Slimline dishwashers are perfect for kitchens with limited space. Despite the reduced size, you can still enjoy exciting features such as door openAssist and speed programmes.

45cm dishwasher specifications

APPLIANCE TYPE	45CM FREESTANDING DISHWASHER
Design family	
Model number	iQ300 SR23EI28ME
Colour	Stainless steel
DESIGN FEATURES	
Drying system	Heat exchanger
Home Connect Wi-Fi connectivity	■
Control panel type	Push buttons + LED
Basket description	varioFlex
varioDrawer (3rd loading level)	■
glassZone	-
Glass care technology	■
Anti-slip protection and stemware support upper basket	-
Adjustable upper basket	rackMatic™ 3-stage
Number of flip tines in upper / lower basket	2 / 2
Cup shelves upper / lower baskets	1 / 1
Cutlery holder lower basket	-
Largest loadable dish upper / lower basket (cm)	21 / 31
Load / aquaSensor	■
Real-time clock	-
Start delay time max hours	24
Time remaining indicator	■
Emotion light (interior lighting)	-
End of cycle indicator	-
Salt / Rinse aid light indicator	■ / ■
Self cleaning filter system	■
Flood protection system	AquaStop 24h
Safety features	Control panel lock, door lock
PROGRAMMES / FUNCTIONS	
List of programmes	Eco 50°C, Auto 45-65°C, Intensive 70°C, 1 hour 65°C, Speed 45°C, Favourite, Machine Care
Additional special options	Remote Start, intensiveZone, Hygiene Plus, varioSpeed Plus
TECHNICAL INFORMATION	
Reference programme for measurements	Eco 50°C
Energy efficiency class ¹	A
Energy ² / water ³ (kWh / litres)	67 / 9.5
Load capacity (place settings)	10
Programme duration ⁴ (h:min)	3:30
Noise level (dB [A] re 1pW)	44
Noise efficiency class	B
Noise level (silence programme) (dB [A] re 1pW)	-
Maximum height adjustability feet (mm)	2
Depth with open door 90 degree (cm)	115.5
Length of electrical supply cord (cm)	175
Length inlet / outlet hose (cm)	165 / 205
Height of the product with removable top (cm)	84.5
Height of the product without removable top (cm)	81.5
Width / Depth of the product (cm)	45 / 60
Net weight / Gross weight (kg)	42 / 43
Water softener ⁵	■
Maximum accepted water hardness (°DH)	50
Maximum temperature for water intake (°C)	60
Interior cavity	Stainless steel

■ Yes, model has this feature. – Feature not available for this model.

¹ On an energy-efficiency class scale from A to G.

² Energy consumption in kWh/100 operating cycles (using Eco programme).

³ Water consumption in litres/operating cycle (using Eco programme).

⁴ Duration of Eco programme.

⁵ We would recommend our dishwashers are connected to the mains water supply where possible. However, they may also be connected to an external water softener as long as the water softener produces softened water of less than 1.1 mmol/litre (7.0°e) and the water softener in the appliance is turned off. Please contact product advice for further information. Water pressure required: 0.5-10 Bar. Flow rate: 10 litres per minute. Inlet valve connected directly to ¾" screwed joint.

Data valid in this table as of June 2022. Subject to modification without prior notice.

Cooling. Super efficient, super stylish

Elegant, functional and packed with technology, your new Siemens fridge freezer is going to become a talking point in your kitchen.

Whether you want an American Style fridge freezer that has wow-factor, a side by side fridge and freezer for extra space, or a single appliance, Siemens has a wide range of products to choose from. Our energy efficient appliances are packed with food preservation technology.



Model shown: KF96RSBEA
Multi Door / American style fridge freezer

Cooling

Siemens cooling warranties:

5
Year Warranty

A Siemens five year warranty is available on the Multi Door / American Style fridge freezer and all Siemens freestanding American Style fridge freezers listed in this brochure to protect against manufacturing or material faults and defects during this warranty period.

2
Year Warranty

2 Year Warranty
All other Siemens cooling appliances have a two year manufacturer's warranty as standard to protect against manufacturing or material faults.

Compressor Drive
10
Year Warranty

10 Year Compressor Drive Warranty
Available on all Siemens freestanding fridge freezers, covers defects in compressor motor.


To find out more about your warranty and for registration, please refer to page 79.

Keep your food fresher for longer:



hyperFresh technology

Set the right conditions to ensure your food stays fresher for longer: hyperFresh humidity drawers and near 0°C chiller drawers.



Freshness controlled: hyperFresh
Simply use the stylish control panel to adjust the humidity in the fridge. The hyperFresh drawer with rippled base allows cool air to circulate around your fruit and vegetables easily. As a result, the quality and freshness of your food will be retained.



Shelf life maximised: hyperFresh Plus
The hyperFresh Plus drawer does not only store food, it provides the right conditions to keep them fresher for longer. Whether it is fruits or vegetables, increase shelf life and reduce food wastage. Simply switch between the 2 control settings, and the humidity will be adjusted for optimum storage of your food.



Food stays fresh for longer: hyperFresh Premium
Enjoy fresher food with hyperFresh Premium. With a choice of 3 humidity controls, simply select whether you want to store fruits, vegetables, or both. The hyperFresh Premium drawer will regulate how much humidity your food receives. Be in control; these innovative drawers help to keep in nutrients and minerals to create delicious meals and fewer trips to the supermarkets, saving you time, effort and money. hyperFresh Premium is available in selected Siemens single door fridges only.



hyperFresh near 0°C chiller drawers. Perfectly fresh for fish and meat:
hyperFresh and hyperFresh plus models: The two hyperFresh near 0°C chiller drawers are especially designed for the storage needs of fish and meat. Keep them fresher in ideal conditions near 0°C to retain the vitamins and minerals for longer. With two separate compartments the transfer of unpleasant smells will be avoided.

hyperFresh Premium models: These variants come complete with a larger full-length near 0°C chiller drawer, where fish and meat are stored at the perfect temperature.



Technology that helps make life easier



With noFrost technology you will never have the job of defrosting the freezer again.



noFrost
Defrosting the freezer is now done automatically. Siemens freezers are equipped with intelligent sensor-controlled technology to save the hassle of defrosting the freezer. An air-circulation system guides the humidity to the outside of the refrigerator into an external evaporation tray, and sensors measure the degree of humidity and any frost production – ensuring the appliance is periodically defrosted without the need to turn off the appliance or empty it out. Also, ice no longer forms on the inside of the refrigerator, and the appliance's energy consumption remains consistently low.




lowFrost
Thanks to the innovative lowFrost technology with the special evaporator, not only is there less icing that is more homogeneous, but also defrosting is much faster than in conventional systems. All lowFrost models have a water drainage system, to allow removal of all thawed water during the defrosting process.

Freezer storage made easy with bigBox.



Big enough for your lifestyle, the bigBox has the capacity for storing whole frozen turkeys, an entire leg of lamb, several pizzas, as well as the height to hold dessert glasses upright.

The bigBox gives you plenty of space to accommodate and stack everything. And when you need an even larger space, all the drawers and shelves can be easily removed from the freezer compartment, quickly putting the entire freezer space at your disposal. Ideal for the holidays and entertaining.



Stay connected in your kitchen, with Home Connect.

Home Connect fridges
Cooling appliances with Home Connect offer you the ability to flexibly control your appliances using your smart device, such as your smart phone or tablet. This means you can control your appliance out of home; for example adjusting the fridge temperature to cool down as you are on your way home from a food shop, or setting your fridge to holiday mode whilst at the airport. You can even set up push notifications to alert you if the door has accidentally been left open, or if the temperature has risen above a certain level.

For more information about Home Connect visit www.siemens-home.bsh-group.com/uk

Premium cooling options

for every size and style of kitchen

Choose your style and size.

When considering which appliance to purchase look at what height space you have available, consider the width, do you need more capacity, would you like more freezer space than fridge?

Height and width

Siemens has many different sizes of cooling models to suit your needs from: 176cm-203cm high and between 60cm and 91cm in width.

French Style / Multi door	American Style	Fridge Freezers	Single Door Fridges	Single Door Freezers
183 x 81cm	178 x 91cm 179 x 91cm	203 x 70cm 186 x 60cm 203 x 60cm 176 x 60cm 201 x 60cm	186 x 60cm 161 x 60cm	186 x 60cm 161 x 60cm

Fridge Freezer split options

Siemens fridge freezers are split into two separate compartments so you can choose what split proportions you need depending on your food usage.

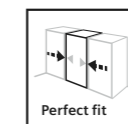
Total Height: 176cm 50/50 door split	Total Height: 186cm 60/40 door split	Total Height: 201cm 70/30 door split	Total Height: 203cm 70/30 door split	Total Height: 203cm 70/30 door split
193L / 94L	237L / 87L	248L / 94L	279L / 87L	330L / 105L
KG33	KG36	KG39	KG39	KG49

Model shown: KG39XXDFG



The perfect fit for your kitchen.

Some of the Siemens range for 2022 feature our Latest Condenser Technology (Perfect fit)* which means space around the appliance is not required for ventilation purposes, making these products perfect should they need to be fitted into tight spaces or form part of an overall sleek built-in look.



Perfect fit

Fully integrated on both sides of the appliance, models with latest condenser technology offer flexibility and convenience when positioning your fridge as no distance is needed between the wall or the furniture for ventilation, offering a Perfect fit solution.

This means it is easy to update your current cooling appliance with an efficient Siemens fridge freezer, single door fridge or single door freezer. For example, a 60cm refrigeration appliance will fit perfectly into that exact niche in your kitchen.

*Please check individual product descriptions and look for "Latest Condenser Technology (Perfect fit)" in the product matrix to see if this feature is included.

Tried and tested.

All Siemens fridges and freezers are built to last. And rigorous testing ensures that our products meet all the requirements of our customers. Every single one of our appliances is tested before it leaves the factory. For 24 hours a day, components are tested continuously to the maximum tolerance possible for the equivalent lifetime of the appliance.

Our doors are weighted and then opened and closed by the handle 200,000 times during testing to ensure they are robust (200,000 times is equivalent to opening and closing the door 27 times per day for 20 years). Materials are not only tested for suitability and longevity, we also look at how they sound and feel when we use them.

Create the perfect pair.

For extra internal space pair a Siemens upright fridge alongside a Siemens upright freezer, like the iQ500 KS36VAXEP (fridge) and the iQ500 GS36NAXFV (freezer) shown, to re-create the style of an American fridge freezer with our easy access shelving zone.

To complete this look you will need to purchase a joining strip to secure the two appliances. This can be bought through our website or through a retailer.

The joining strip product codes are as below:

- KS39ZAX00 – Black Steel
- KS39ZAL00 – Stainless Steel Easy Clean
- KS39ZAW00 – White

Models shown:


KS36VAXEP (fridge) GS36NAXFV (freezer)



Cooling key features

Colour finish options.

Choose from a selection of colour finishes for your Siemens cooling appliances. There is an option to suit every kitchen:



Black Glass (dot pattern) **Black glass** **Metallic silver** **Stainless steel antiFingerprint** **Black steel antiFingerprint** **White**

Handle options.

Depending on your preference, choose from stylish quality bar handles or handles that are integrated into the appliance for a more seamless look.



Integrated Vertical **Vertical Bar Handle (Long)** **Vertical Bar Handle (Short)**

Temperature displays.

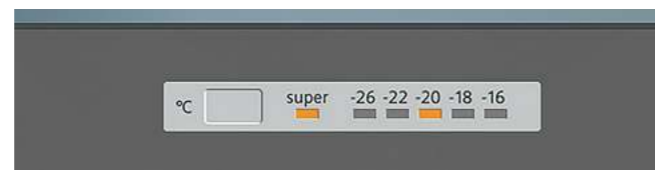
Whether you are looking for a cooling appliance with a large front display, or would prefer the controls to be hidden on the inside of the appliance, our Siemens cooling range varies from large digital screens visible on the front door of the appliance to internal LED controls.



Exterior Electronic Display



Interior Digital LED Display (iQ300)



Interior Electronic LED Display



easyAccess shelving



easyLift door trays



LED Illumination



autoAirflow system




Bottle rack



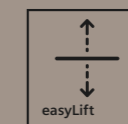
easyAccess shelving zone – single door freezers
Creates additional space whilst delivering the design of an American fridge freezer interior compartment.



LED Illumination
Integrated seamlessly into the top or the side walls of our cooling appliances, LED lighting is very efficient and gives maximum illumination of your fridge and freezer.



autoAirflow system
This system works with the electronics to optimise the air circulation within the fridge and freezer compartments to ensure even cooling throughout the appliance. This means however you organise your groceries it will cool them quickly no matter where they are placed. The back wall of the appliance has open vents which work with the cooling circuit to draw cold air into each compartment.



easyLift
Adjustable door trays and glass shelves that can be moved even when full for optimal convenience.



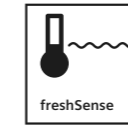
Bottle rack
Available on some models which is the perfect place to store wine of all varieties and make the best use of space in your fridge.

Experience intelligent cool



Model shown: KG39NXXDFG fridge freezer

Fresher food for longer with sensor controlled cool.



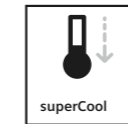
freshSense

Fresh food, guaranteed for longer. With conventional fridges, varying surrounding temperatures and the continuous opening of the refrigerator door lead to temperature changes inside the appliance. To ensure this does not affect your food, sensors immediately react. The freshSense sensors activate the moment a change in temperature is registered, for example when products are stored away, and compensates for this change in an instant. Therefore the temperature always remains within the optimum range, and your food stays fresh and delicious for longer.



Inverter motor

The intelligent inverter technology is a clever combination of the inverter motor and sensor. The sensors register every slight change in temperature or humidity inside the refrigerator, for example when the door is opened or warm food is stored. This information is then passed to the inverter motor, which adapts its need for energy accordingly. This means you can cool food intelligently and energy efficiently, and thanks to the high-quality inverter motor, incredibly quietly.



superCool

Ensures that warmer food entering the fridge does not increase the fridge temperature, which can affect other food.



superFreeze

superFreeze makes sure that warmer food added to the freezer does not raise the freezer temperature, stopping food partially defrosting.



Wrap around evaporator

This new technology creates more space in the freezer cavity, allowing for more innovations like bigBox for large food items, plus removable glass drawers.



iceTwister

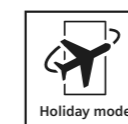
Enjoy your own personal ice cube service. Simply activate the iceTwister and receive up to 20 ice cubes at once right away. The water tank is very easy to remove for reliable refilling.

Explore more features that work around your lifestyle.



Shatterproof and easy to clean: the safetyGlass shelves

All safety glass shelves are made from extra strong, easy-to-clean safety glass. If something tips over, the spillage is contained and does not spill into the rest of the refrigerator compartment.



Holiday mode

When you are on holiday or a business trip, Holiday Mode will ensure that food in the freezer stays cold enough to maintain freshness whilst reducing its energy output. Our fridges also feature a warning alarm that signals when the door has been left open, ensuring that energy is not needlessly wasted and preserving the food inside.

Wine cabinets

iQ 500 KW36KATGA

Freestanding wine cabinet
Grey, glass door



Wine cabinet specifications

APPLIANCE TYPE	FREESTANDING WINE CABINETS	
	iQ 500	iQ 500
Design family	KW36KATGA	KW16KATGAG
Model number	KW36KATGA	KW16KATGAG
Colour	Grey, Glass door	Grey, Glass door
Availability	September 2021	September 2021
DESIGN FEATURES		
Colour of side panels	Cast iron	Cast iron
Type of glass door	3 glass panels, UV-filtered	3 glass panels, UV-filtered
Door handle type	Integrated Vertical, Push to open	Integrated Vertical, Push to open
Temperature display	Interior / Digital LED	Interior / Digital LED
Reversible door, hinged on right	■	■
Home Connect / Built-in cameras	- / -	- / -
KEY FEATURES – WINE CABINET SECTION		
Range of temperature (0°C)	5 - 20	5 - 20
Temperature zones	2	2
LED light	■	■
Number of shelves	10	5
Number of oak shelves	8	3
Number of adjustable shelves	4	-
Presenter shelf and lighting	■	-
Capacity in 0.75l (Bordeaux bottles)	199	44
FUNCTIONS		
Door open warning signal/malfunction	■	■
Child lock	■	■
PERFORMANCE & CONSUMPTION		
Energy efficiency class	A+G	A+G
Annual energy consumption ¹ (kWh)	TBA	TBA
Refrigerator net capacity (litres)	367	108
Climate Class ²	SN-ST	SN-ST
Noise level (dB [A] re 1pW)	38	38
Noise emission class	D	D
Dimensions of the product: H x W x D (cm)	185.7 x 59.8 x 60.5	81.8 x 59.8 x 58.6
EAN code	4242003869635	4242003878392

■ Yes, model has this feature. – Feature not available for this model.

¹ Actual energy consumption will depend on how the appliance is used and where it is located.

² Climate zone SN – designed to operate in ambient temperature of +10°C to 32°C.

Climate zone ST – designed to operate in ambient temperature of +16°C to 38°C

Data valid in this table as of June 2022. Subject to modification without prior notice.



Model shown:
KW36KATGA wine cabinet



Model shown:
KF86FPBEA French door fridge freezer



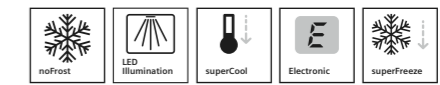
iQ700 KF86FPBEA

French Door fridge freezer
Black



hyperFresh Premium 0°C drawer with electronic control

Home Connect



French Door fridge freezer specifications

APPLIANCE TYPE	FREESTANDING 81CM
Design family	iQ700
Model number	KF86FPBEA
DESIGN FEATURES	
Colour of door panels	Black glass (Dot pattern)
Colour of sides	Chrome inox metallic
Style of handle	Integrated horizontal and vertical handle
Colour of handle	Black
noFrost in fridge and freezer	■
Home Connect, Wi-Fi dongle included	■
FOOD FRESHNESS SYSTEM	
hyperFresh	1 x hyperFresh Premium 0°C full length pull out drawer (2 containers), 1 x vegetable drawer with telescopic rails (2 containers), 1 x flexBox
KEY FEATURES – FRIDGE SECTION	
Product highlights	LED
Compressor drive motor	–
superCool function	■
Type of control	Electronic
Number of shelves	3
Number of adjustable shelves	2
Shelves for bottles	–
Number of door bins / shelves	6
Temperature display	Digital
Warning signal door open	■
KEY FEATURES – FREEZER SECTION	
Door opened indicator	■
superFreeze function	■
Temperature adjustable in freezer	■
Number of ice cube trays	–
Ice dispenser features	–
Number of freezer drawers	2
ADDITIONAL INFORMATION	
Energy efficiency class	A+ G E
Energy consumption annual ¹ (kWh)	304
Total net capacity (litres)	491
Refrigerator net capacity (litres)	362
Freezer net capacity (litres)	129
Climate class ²	SN-T
Noise level (dB [A] re 1pW)	38
Noise emission class	C
Additional accessories included	3 x egg trays
Height of product (mm)	1830
Width of product (mm)	810
Depth of product (mm)	736

■ Yes, model has this feature. – Feature not available for this model.

¹ Actual energy consumption will depend on how the appliance is used and where it is located.

² Climate zone SN = designed to operate in ambient temperature of +10°C to 32°C.

Climate zone T = designed to operate in ambient temperature of +18°C to 43°C.

Data valid in this table as of June 2022. Subject to modification without prior notice.

Extra space never looked so good.

The French Door fridge freezer.

Our premium iQ700 French Door fridge freezer is perfect if you have that extra space in your kitchen. Featuring black glass doors with dot pattern and chrome Inox metallic sides, this 81cm wide fridge freezer has space for all of your groceries. The Home Connect feature means you can control your fridge no matter where you are. With innovative features such as intelligent noFrost technology, interior LED lighting, superCool and superFreeze functions and a hyperFresh Premium 0°C drawer with electronic controls, your food is in good hands.



2 Year Warranty

A Two year warranty is offered on our French Door fridge freezer appliance to cover manufacturing or material faults.

For more information please see page 79.



Make a stylish statement in your kitchen.

Introducing the Multi Door / American Style fridge freezer.

From the premium double-width shelving to the sleek outer finishes – the Multi Door / American Style fridge freezer is designed to stand out in your kitchen. Behind the scenes, our cooling technologies such as multiAirFlow and fresh boxes provide the optimum temperatures to keep all your food and drink at their best while adjustable shelving and smart compartments make it easy to personalise your fridge space and keep your shopping organised. Also with noFrost technology, you will never have to defrost your freezer. With an external width of 91cm, this model is a great option if you are looking to replace or upgrade your standard American Style fridge freezer.

5
Year Warranty

5 Year Warranty

A Five Year Warranty is offered on the Multi Door / American Style fridge freezer appliance to cover manufacturing or material faults.

For more information please see page 79.



iQ700 KF96RSBEA

Multi Door / American Style fridge freezer
Black glass door, cast iron sides



Multi Door / American Style fridge freezer specifications

APPLIANCE TYPE	FREESTANDING 90CM
Design family	iQ700
Model number	KF96RSBEA
DESIGN FEATURES	
Colour of door panels	Black glass
Style of handle	Integrated vertical handle
Colour of handle	–
noFrost in fridge and freezer	■
Home Connect, Wi-Fi dongle included	■ / –
FOOD FRESHNESS SYSTEM	
hyperFresh	1 x vegetable drawer
KEY FEATURES – FRIDGE SECTION	
Product highlights	LED
Compressor drive motor	■
superCool function	■
Type of control	Electronic
Number of shelves	5
Number of adjustable shelves	4
Shelves for bottles	–
Number of door bins / shelves	6
Temperature display	Digital LED
Warning signal door open	■
KEY FEATURES – FREEZER SECTION	
Door opened indicator	–
superFreeze function	■
Temperature adjustable in freezer	■
Number of ice cube trays	–
Ice dispenser features	–
Number of freezer drawers	3
ADDITIONAL INFORMATION	
Energy efficiency class	A E
Energy consumption annual ¹ (kWh)	320
Total net capacity (litres)	572
Refrigerator net capacity (litres)	401
Freezer net capacity (litres)	171
Climate class ²	SN-T
Noise level (dB [A] re 1pW)	39
Noise emission class	C
Additional accessories included	3 x egg trays
Height of product (mm)	1830
Width of product (mm)	910
Depth of product (mm)	710

■ Yes, model has this feature. – Feature not available for this model.

¹Actual energy consumption will depend on how the appliance is used and where it is located.

²Climate zone SN = designed to operate in ambient temperature of +10°C to 32°C.

Climate zone T = designed to operate in ambient temperature of +18°C to 43°C.

Data valid in this table as of June 2022. Subject to modification without prior notice.



Multi Door / American Style fridge freezer specifications

APPLIANCE TYPE	FREESTANDING 90CM
Design family	IQ700
Model number	KF96NAXEAG
DESIGN FEATURES	
Colour of door panels	Black Inos antiFingerprint
Style of handle	Integrated vertical and horizontal handle
Colour of handle	Black steel
noFrost in fridge and freezer	■
Home Connect, Wi-Fi dongle included	■
FOOD FRESHNESS SYSTEM	
hyperFresh	2 x hyperFresh drawers
KEY FEATURES – FRIDGE SECTION	
Product highlights	LED
Compressor drive motor	■
superCool function	■
Type of control	Electronic
Number of shelves	4
Number of adjustable shelves	3
Shelves for bottles	–
Number of door bins / shelves	5
Temperature display	Digital 7 Segment
Warning signal door open	■
KEY FEATURES – FREEZER SECTION	
Door opened indicator	■
superFreeze function	■
Temperature adjustable in freezer	–
Number of ice cube trays	1
Ice dispenser features	–
Number of freezer drawers	6
ADDITIONAL INFORMATION	
Energy efficiency class	
Energy consumption annual ¹ (kWh)	333
Total net capacity (litres)	605
Refrigerator net capacity (litres)	405
Freezer net capacity (litres)	200
Climate class ²	SN-T
Noise level (dB [A] re 1pW)	38
Noise emission class	C
Additional accessories included	3 x egg trays
Height of product (mm)	1830
Width of product (mm)	910
Depth of product (mm)	731

■ Yes, model has this feature. – Feature not available for this model.

¹Actual energy consumption will depend on how the appliance is used and where it is located.²Climate zone SN = designed to operate in ambient temperature of +10°C to 32°C.
Climate zone T = designed to operate in ambient temperature of +18°C to 43°C.

Data valid in this table as of June 2022. Subject to modification without prior notice.

Multi Door / American Style fridge freezer specifications

APPLIANCE TYPE	FREESTANDING 90CM
Design family	IQ300
Model number	KF96NVPEAG
DESIGN FEATURES	
Colour of door panels	Inox-easy clean
Style of handle	Integrated vertical and horizontal
Colour of handle	Black
noFrost in fridge and freezer	■
Home Connect, Wi-Fi dongle included	–
FOOD FRESHNESS SYSTEM	
hyperFresh	2 x hyperFresh drawers
KEY FEATURES – FRIDGE SECTION	
Product highlights	LED
Compressor drive motor	■
superCool function	■
Type of control	Electronic
Number of shelves	3
Number of adjustable shelves	2
Shelves for bottles	–
Number of door bins / shelves	5
Temperature display	Digital 7 Segment
Warning signal door open	■
KEY FEATURES – FREEZER SECTION	
Door opened indicator	–
superFreeze function	■
Temperature adjustable in freezer	■
Number of ice cube trays	1
Ice dispenser features	–
Number of freezer drawers	6
ADDITIONAL INFORMATION	
Energy efficiency class	
Energy consumption annual ¹ (kWh)	333
Total net capacity (litres)	605
Refrigerator net capacity (litres)	405
Freezer net capacity (litres)	200
Climate class ²	SN-T
Noise level (dB [A] re 1pW)	38
Noise emission class	C
Additional accessories included	3 x egg trays
Height of product (mm)	1830
Width of product (mm)	910
Depth of product (mm)	731

■ Yes, model has this feature. – Feature not available for this model.

¹Actual energy consumption will depend on how the appliance is used and where it is located.²Climate zone SN = designed to operate in ambient temperature of +10°C to 32°C.
Climate zone T = designed to operate in ambient temperature of +18°C to 43°C.

Data valid in this table as of June 2022. Subject to modification without prior notice.

American Style fridge freezers

iQ500 KA93DVIFPG

American Style fridge freezer
Black



Temperature Display: Exterior Digital



American Style fridge freezer specifications

APPLIANCE TYPE	FREESTANDING 90CM
Design family	iQ500
Model number	KA93DVIFPG
DESIGN FEATURES	
Colour of door panels	Stainless steel antiFingerprint
Style of handle	Vertical bar handle
Colour of handle	Stainless steel
noFrost in fridge and freezer	■
Home Connect, Wi-Fi dongle included	-
FOOD FRESHNESS SYSTEM	
hyperFresh	2 x vegetable drawers on rails
KEY FEATURES – FRIDGE SECTION	
Product highlights	LED
Compressor drive motor	■
superCool function	■
Type of control	Electronic
Number of shelves	5
Number of adjustable shelves	-
Shelves for bottles	-
Number of door bins / shelves	5
Temperature display	Digital
Warning signal door open	■
KEY FEATURES – FREEZER SECTION	
Door opened indicator	■
superFreeze function	■
Temperature adjustable in freezer	■
Number of ice cube trays	Automatic ice cube maker
Ice dispenser features	Crushed ice, ice cubes, water, water filter
Number of freezer drawers	2
ADDITIONAL INFORMATION	
Energy efficiency class	A+ F
Energy consumption annual ¹ (kWh)	404
Total net capacity (litres)	562
Refrigerator net capacity (litres)	371
Freezer net capacity (litres)	191
Climate class ²	SN-T
Noise level (dB [A] re 1pW)	42
Noise emission class	D
Additional accessories included	1 x connection hose, 1 x egg tray
Height of product (mm)	1787
Width of product (mm)	908
Depth of product (mm)	707

■ Yes, model has this feature. - Feature not available for this model.

¹Actual energy consumption will depend on how the appliance is used and where it is located.

²Climate zone SN = designed to operate in ambient temperature of +10°C to 32°C.

Climate zone T = designed to operate in ambient temperature of +18°C to 43°C.

Data valid in this table as of June 2022. Subject to modification without prior notice.



Model shown:
KA93DVIFPG American Style fridge freezer



5 Year Warranty
A Five Year Warranty is offered on all American Style fridge freezer appliances to cover manufacturing or material faults.

For more information please see page 79.



American Style fridge freezer specifications

APPLIANCE TYPE	FREESTANDING 90CM
Design family	iQ500
Model number	KA931VIFPG
DESIGN FEATURES	
Colour of door panels	Stainless steel antiFingerprint
Style of handle	Vertical bar handle
Colour of handle	Stainless steel
noFrost in fridge and freezer	■
Home Connect, Wi-Fi dongle included	-
FOOD FRESHNESS SYSTEM	
hyperFresh	2 x vegetable drawers on rails
KEY FEATURES – FRIDGE SECTION	
Product highlights	LED
Compressor drive motor	■
superCool function	■
Type of control	Electronic
Number of shelves	5
Number of adjustable shelves	-
Shelves for bottles	-
Number of door bins / shelves	5
Temperature display	Digital
Warning signal door open	■
KEY FEATURES – FREEZER SECTION	
Door opened indicator	■
superFreeze function	■
Temperature adjustable in freezer	■
Number of ice cube trays	Automatic ice cube maker
Ice dispenser features	Crushed ice, ice cubes, water
Number of freezer drawers	2
ADDITIONAL INFORMATION	
Energy efficiency class	
Energy consumption annual ¹ (kWh)	404
Total net capacity (litres)	562
Refrigerator net capacity (litres)	371
Freezer net capacity (litres)	191
Climate class ²	SN-T
Noise level (dB [A] re 1pW)	42
Noise emission class	D
Additional accessories included	1 x egg tray
Height of product (mm)	1787
Width of product (mm)	908
Depth of product (mm)	707

■ Yes, model has this feature. - Feature not available for this model.

¹ Actual energy consumption will depend on how the appliance is used and where it is located.

² Climate zone SN = designed to operate in ambient temperature of +10°C to 32°C.

Climate zone T = designed to operate in ambient temperature of +18°C to 43°C.

Data valid in this table as of June 2022. Subject to modification without prior notice.



American Style fridge freezer specifications

APPLIANCE TYPE	FREESTANDING 90CM
Design family	iQ300
Model number	KA93NVIFP
DESIGN FEATURES	
Colour of door panels	Stainless steel antiFingerprint
Style of handle	Vertical bar handle
Colour of handle	Stainless steel
noFrost in fridge and freezer	■
Home Connect, Wi-Fi dongle included	-
FOOD FRESHNESS SYSTEM	
hyperFresh	2 x vegetable drawers on rails
KEY FEATURES – FRIDGE SECTION	
Product highlights	LED
Compressor drive motor	■
superCool function	■
Type of control	Electronic
Number of shelves	5
Number of adjustable shelves	-
Shelves for bottles	-
Number of door bins / shelves	5
Temperature display	Digital
Warning signal door open	■
KEY FEATURES – FREEZER SECTION	
Door opened indicator	■
superFreeze function	■
Temperature adjustable in freezer	■
Number of ice cube trays	Twist ice box
Ice dispenser features	-
Number of freezer drawers	2
ADDITIONAL INFORMATION	
Energy efficiency class	
Energy consumption annual ¹ (kWh)	413
Total net capacity (litres)	580
Refrigerator net capacity (litres)	372
Freezer net capacity (litres)	208
Climate class ²	SN-T
Noise level (dB [A] re 1pW)	42
Noise emission class	D
Additional accessories included	1 x egg tray
Height of product (mm)	1787
Width of product (mm)	908
Depth of product (mm)	707

■ Yes, model has this feature. - Feature not available for this model.

¹ Actual energy consumption will depend on how the appliance is used and where it is located.

² Climate zone SN = designed to operate in ambient temperature of +10°C to 32°C.

Climate zone T = designed to operate in ambient temperature of +18°C to 43°C.

Data valid in this table as of June 2022. Subject to modification without prior notice.

Freestanding fridge freezers

iQ300 KG49NXIEPG

Freestanding fridge freezer
Stainless steel antiFingerprint



Freestanding fridge freezer
noFrost specifications

APPLIANCE TYPE	FREESTANDING FRIDGE FREEZER NOFROST
Design family	iQ300
Model number	KG49NXDF
Colour	Stainless steel antiFingerprint
DESIGN FEATURES	
Fridge / Freezer split	70 / 30
Frost-free system	noFrost
Door handle type	Vertical bar
Temperature display	Exterior / Electronic LED
Reversible door, hinged on right	■
Latest Condenser Technology (No distance)	■
Home Connect / Built-in cameras	-
FOOD FRESHNESS SYSTEM	
hyperFresh	2 x hyperFresh near 0°C drawers, 1 x hyperFresh vegetable drawer
KEY FEATURES – FRIDGE SECTION	
Compressor drive motor	■
LED light	■
superCool function	■
freshSense	■
Bottle rack	■
Number of glass safety shelves	5
Number of adjustable shelves	4
Number of door bins large / small (including easyLift)	1 / 3
Dairy compartment	-
Number of egg racks	3
KEY FEATURES – FREEZER SECTION	
Number of freezer drawers including bigBox	3
superFreeze function	■
Wrap around evaporator	■
Number of ice packs / ice cube trays	- / 1
FUNCTIONS	
Door open warning signal / malfunction	■
Holiday / Sabbath mode	- / -
PERFORMANCE & CONSUMPTION	
Energy efficiency class	A B E
Annual energy consumption ¹ (kWh)	259
Total unit net capacity (litres)	438
Refrigerator net capacity including near 0°C drawers (litres)	330
Refrigerator 0°C net capacity (litres)	28
Freezer net capacity (litres)	108
Climate Class ²	SN-T
Noise level (dB [A] re 1pW)	40
Noise emission class	C
Dimensions of the product: H x W x D (cm)	203 x 70 x 67
EAN code	4242003874516

■ Yes, model has this feature. – Feature not available for this model.

¹ Actual energy consumption will depend on how the appliance is used and where it is located.
² Climate zone SN = designed to operate in ambient temperature of +10°C to 32°C.
Climate zone T = designed to operate in ambient temperature of +18°C to 43°C.

Data valid in this table as of June 2022. Subject to modification without prior notice.



Freestanding fridge freezer
noFrost specifications

APPLIANCE TYPE	FREESTANDING FRIDGE FREEZER NOFROST	FREESTANDING FRIDGE FREEZERS NOFROST	
Design family	iQ500	iQ300	iQ300
Model number	KG39NXXDFG	KG39N7ICTG	KG39N2IDF
Colour	Black steel door, cast iron sides	Stainless steel easy clean, horizontal shiny finish, AFP	Stainless steel easy clean, horizontal shiny finish, AFP
DESIGN FEATURES			
Fridge / Freezer split	70 / 30	70 / 30	70 / 30
Frost-free system	noFrost	noFrost	noFrost
Door handle type	Integrated handle vertical	Integrated handle vertical	Integrated vertical
Temperature display	Exterior Digital LED	Exterior Digital LED	Interior / Electronic LED
Reversible door, hinged on right	■	■	■
Latest Condenser Technology (No distance)	■	■	■
Home Connect / Built-in cameras	-	-	-
FOOD FRESHNESS SYSTEM			
hyperFresh	1 x hyperFresh box with integrated humidity control	1 x hyperFresh near 0°C drawer, 1 x hyperFresh vegetable drawer	2 x hyperFresh near 0°C drawer, 1 x hyperFresh vegetable drawer
KEY FEATURES – FRIDGE SECTION			
Compressor drive motor	■	■	■
LED light	■	■	■
superCool function	■	■	■
freshSense	-	-	■
Bottle rack	■	■	■
Number of glass safety shelves	5	5	5
Number of adjustable shelves	3	3	3
Number of door bins large / small (including easyLift)	1 / 3	1 / 3	1 / 3
Dairy compartment	■	■	-
Number of egg racks	3	3	3
KEY FEATURES – FREEZER SECTION			
Number of freezer drawers including bigBox	3	3	3
superFreeze function	-	■	■
Wrap around evaporator	-	■	■
Number of ice packs / ice cube trays	- / 1	- / 1	- / 1
FUNCTIONS			
Door open warning signal / malfunction	■	■	■
Holiday / Sabbath mode	■ / -	■ / -	- / -
PERFORMANCE & CONSUMPTION			
Energy efficiency class	A B D	A B C	A B E
Annual energy consumption ¹ (kWh)	203	162	238
Total unit net capacity (litres)	363	363	368
Refrigerator net capacity including near 0°C drawers (litres)	260	260	279
Refrigerator 0°C net capacity (litres)	24	24	24
Freezer net capacity (litres)	103	103	89
Climate Class ²	SN-T	SN-T	SN-T
Noise level (dB [A] re 1pW)	35	35	39
Noise emission class	B	B	C
Dimensions of the product: H x W x D (cm)	203 x 60 x 66.5	203 x 60 x 66.5	203 x 60 x 66
EAN code	4242003903490	4242003921258	4242003896037

■ Yes, model has this feature. – Feature not available for this model.

¹ Actual energy consumption will depend on how the appliance is used and where it is located.
² Climate zone SN = designed to operate in ambient temperature of +10°C to 32°C.
Climate zone T = designed to operate in ambient temperature of +18°C to 43°C.

Data valid in this table as of June 2022. Subject to modification without prior notice.



Freestanding fridge freezer
noFrost specifications



FREESTANDING FRIDGE FREEZERS NOFROST			
APPLIANCE TYPE	IQ300	IQ300	IQ300
Design family	KG39NXWDFG	KG36NXDF	KG36NXIDF
Model number			
Colour	Stainless steel easy clean, horizontal shiny finish, AFP	Black steel door, cast iron sides	Stainless steel easy clean, horizontal shiny finish, AFP
DESIGN FEATURES			
Fridge / Freezer split	70 / 30	60 / 40	60 / 40
Frost-free system	noFrost	noFrost	noFrost
Door handle type	Integrated handle vertical	Integrated vertical	Integrated vertical
Temperature display	Exterior Digital LED	Exterior / Electronic LED	Interior / Electronic LED
Reversible door, hinged on right	■	■	■
Latest Condenser Technology (No distance)	■	■	■
Home Connect / Built-in cameras	-	-	-
FOOD FRESHNESS SYSTEM			
hyperFresh	1 x hyperFresh box with integrated humidity control	1 x hyperFresh near 0°C drawer, 1 x hyperFresh vegetable drawer	1 x hyperFresh near 0°C drawer, 1 x hyperFresh vegetable drawer
KEY FEATURES – FRIDGE SECTION			
Compressor drive motor	■	■	■
LED light	■	■	■
superCool function	■	■	■
freshSense	-	■	■
Bottle rack	■	■	■
Number of glass safety shelves	5	4	4
Number of adjustable shelves	3	2	2
Number of door bins large / small (including easyLift)	1 / 3	1 / 2	1 / 2
Dairy compartment	■	-	-
Number of egg racks	3	3	3
KEY FEATURES – FREEZER SECTION			
Number of freezer drawers including bigBox	3	3	3
superFreeze function	■	■	■
Wrap around evaporator	■	■	■
Number of ice packs / ice cube trays	- / 1	- / 1	- / 1
FUNCTIONS			
Door open warning signal / malfunction	■	■	■
Holiday / Sabbath mode	■ / -	- / -	- / -
PERFORMANCE & CONSUMPTION			
Energy efficiency class	A D	A D	A E
Annual energy consumption ¹ (kWh)	203	191	238
Total unit net capacity (litres)	363	326	326
Refrigerator net capacity including near 0°C drawers (litres)	260	237	237
Refrigerator 0°C net capacity (litres)	24	24	24
Freezer net capacity (litres)	103	89	89
Climate Class ²	SN-T	SN-T	SN-T
Noise level (dB [A] re 1pW)	35	36	39
Noise emission class	B	C	C
Dimensions of the product: H x W x D (cm)	203 x 60 x 66.5	186 x 60 x 66	186 x 60 x 66
EAN code	4242003921265	4242003903032	4242003898444

■ Yes, model has this feature. - Feature not available for this model.

¹ Actual energy consumption will depend on how the appliance is used and where it is located.
² Climate zone SN = designed to operate in ambient temperature of +10°C to 32°C.
 Climate zone T = designed to operate in ambient temperature of +18°C to 43°C.

Data valid in this table as of June 2022. Subject to modification without prior notice.

Freestanding fridge freezer
lowFrost specifications



FREESTANDING FRIDGE FREEZER LOWFROST		
APPLIANCE TYPE	IQ300	IQ300
Design family	KG36N2WDFG	KG33WIEAG
Model number		
Colour	White	Stainless steel easy clean, horizontal shiny finish, AFP
DESIGN FEATURES		
Fridge / Freezer split	70 / 30	50 / 50
Frost-free system	noFrost	lowFrost
Door handle type	Integrated vertical	Integrated vertical
Temperature display	Interior / Electronic LED	Interior / Electronic LED
Reversible door, hinged on right	■	■
Latest Condenser Technology (No distance)	-	-
Home Connect / Built-in cameras	■	-
FOOD FRESHNESS SYSTEM		
hyperFresh	1 x hyperFresh near 0°C drawer, 1 x hyperFresh vegetable drawer	1 x hyperFresh vegetable drawer
KEY FEATURES – FRIDGE SECTION		
Compressor drive motor	■	■
LED light	■	■
superCool function	■	-
freshSense	■	■
Bottle rack	■	■
Number of glass safety shelves	4	4
Number of adjustable shelves	2	2
Number of door bins large / small (including easyLift)	1 / 2	1 / 2
Dairy compartment	-	-
Number of egg racks	3	3
KEY FEATURES – FREEZER SECTION		
Number of freezer drawers including bigBox	3	3
superFreeze function	-	■
Wrap around evaporator	■	■
Number of ice packs / ice cube trays	- / 2	- / -
FUNCTIONS		
Door open warning signal / malfunction	■	-
Holiday / Sabbath mode	- / -	- / -
PERFORMANCE & CONSUMPTION		
Energy efficiency class	A D	A E
Annual energy consumption ¹ (kWh)	199	228
Total unit net capacity (litres)	321	289
Refrigerator net capacity including near 0°C drawers (litres)	218	195
Refrigerator 0°C net capacity (litres)	218	-
Freezer net capacity (litres)	103	94
Climate Class ²	SN-T	SN-T
Noise level (dB [A] re 1pW)	35	39
Noise emission class	B	C
Dimensions of the product: H x W x D (cm)	186 x 60 x 66	176 x 60 x 65
EAN code	4242003922934	4242003872451

■ Yes, model has this feature. - Feature not available for this model.

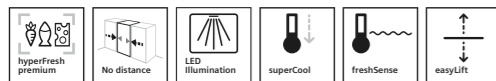
¹ Actual energy consumption will depend on how the appliance is used and where it is located.
² Climate zone SN = designed to operate in ambient temperature of +10°C to 32°C.
 Climate zone T = designed to operate in ambient temperature of +18°C to 43°C.

Data valid in this table as of June 2022. Subject to modification without prior notice.

Upright single door fridges

iQ500 KS36VAXEP

Freestanding fridge
Black steel antiFingerprint



Upright single door fridge specifications

APPLIANCE TYPE	UPRIGHT SINGLE DOOR FRIDGE
Design family	iQ500
Model number	KS36VAXEP
Colour	Black steel antiFingerprint
DESIGN FEATURES	
Colour of side panels	Cast iron
Door handle type	Vertical bar
Temperature display	Interior / Digital LED
Reversible door, hinged on left	■
Latest Condenser Technology (No distance)	■
Home Connect / Built-in cameras	- / -
FOOD FRESHNESS SYSTEM	
hyperFresh	2 x hyperFresh Plus vegetable drawers
KEY FEATURES – FRIDGE SECTION	
LED light	■
superCool function	■
freshSense	■
Bottle rack	■
Number of glass safety shelves	7
Number of adjustable shelves	4
Number of door bins large / small (including easyLift)	2 / 2
flexShelf	-
Dairy compartment	■
Number of egg racks	3
FUNCTIONS	
Door open warning signal/malfunction	■
Holiday / Sabbath mode	- / -
PERFORMANCE & CONSUMPTION	
Energy efficiency class	A++
Annual energy consumption ¹ (kWh)	116
Refrigerator net capacity including near 0°C drawers (litres)	346
Refrigerator 0°C net capacity (litres)	-
Climate Class ²	SN-T
Noise level (dB [A] re 1pW)	39
Noise emission class	C
Dimensions of the product: H x W x D (cm)	186 x 60 x 65
EAN code	4242003875865
Matching Freezer	GS36NAXFV
OPTIONAL ACCESSORIES FOR SINGLE DOOR FRIDGES AND FREEZERS	
203cm high joining strip for upright fridge, freezer and freestanding noFrost bottom freezers: Stainless Steel Easy clean, horizontal shiny finish AFP	-
203cm high joining strip for upright fridge, freezer and freestanding noFrost bottom freezers: Black steel	KS39ZAX00
203cm high joining strip for upright fridge, freezer and freestanding noFrost bottom freezers: White	-

■ Yes, model has this feature. - Feature not available for this model.

¹ Actual energy consumption will depend on how the appliance is used and where it is located.

² Climate zone SN = designed to operate in ambient temperature of +10°C to 32°C.
Climate zone T = designed to operate in ambient temperature of +18°C to 43°C.

Data valid in this table as of June 2022. Subject to modification without prior notice.



Upright single door fridge specifications

APPLIANCE TYPE	UPRIGHT SINGLE DOOR FRIDGE
Design family	iQ300
Model number	KS36VIEPG
Colour	Stainless steel antiFingerprint
DESIGN FEATURES	
Colour of side panels	Chrome inox metallic
Door handle type	Vertical bar
Temperature display	Interior / Electronic LED
Reversible door, hinged on left	■
Latest Condenser Technology (No distance)	■
Home Connect / Built-in cameras	- / -
FOOD FRESHNESS SYSTEM	
hyperFresh	1 x hyperFresh vegetable drawer
KEY FEATURES – FRIDGE SECTION	
LED light	■
superCool function	■
freshSense	■
Bottle rack	■
Number of glass safety shelves	7
Number of adjustable shelves	5
Number of door bins large / small (including easyLift)	2 / 2
flexShelf	-
Dairy compartment	■
Number of egg racks	3
FUNCTIONS	
Door open warning signal/malfunction	■
Holiday / Sabbath mode	- / -
PERFORMANCE & CONSUMPTION	
Energy efficiency class	A++
Annual energy consumption ¹ (kWh)	116
Refrigerator net capacity including near 0°C drawers (litres)	346
Refrigerator 0°C net capacity (litres)	-
Climate Class ²	SN-T
Noise level (dB [A] re 1pW)	39
Noise emission class	C
Dimensions of the product: H x W x D (cm)	186 x 60 x 65
EAN code	4242003874042
Matching Freezer	GS36NVFV
OPTIONAL ACCESSORIES FOR SINGLE DOOR FRIDGES AND FREEZERS	
203cm high joining strip for upright fridge, freezer and freestanding noFrost bottom freezers: Stainless Steel Easy clean, horizontal shiny finish AFP	KS39ZAL00
203cm high joining strip for upright fridge, freezer and freestanding noFrost bottom freezers: Black steel	-
203cm high joining strip for upright fridge, freezer and freestanding noFrost bottom freezers: White	-

■ Yes, model has this feature. - Feature not available for this model.

¹ Actual energy consumption will depend on how the appliance is used and where it is located.

² Climate zone SN = designed to operate in ambient temperature of +10°C to 32°C.
Climate zone T = designed to operate in ambient temperature of +18°C to 43°C.

Data valid in this table as of June 2022. Subject to modification without prior notice.



Upright single door freezers

iQ 500 GS36NAXFV

Freestanding freezer
Black steel antiFingerprint



Upright single door freezer specifications

APPLIANCE TYPE	UPRIGHT SINGLE DOOR FREEZER
Design family	iQ 500
Model number	GS36NAXFV
Colour	Black steel antiFingerprint
DESIGN FEATURES	
Frost-free system	noFrost
Colour of side panels	Cast Iron
Door handle type	Vertical bar
Temperature display	Interior / Digital LED
Reversible door, hinged on right	■
Latest Condenser Technology (No distance)	■
Home Connect / Built-in cameras	- / -
FOOD FRESHNESS SYSTEM	
multiAirflow system	■
LED light	■
Number of freezer compartments	7
Number of freezer drawers including bigBox	5
Number of freezer flaps / easyAccess shelves	2 / -
Number of glass safety shelves	6
superFreeze function	■
Twist Ice Box	■
Wrap around evaporator	■
Number of ice packs / ice cube trays	2 / -
FUNCTIONS	
Door open warning signal / malfunction	■
Holiday / Sabbath mode	- / -
PERFORMANCE & CONSUMPTION	
Energy efficiency class	A F
Annual energy consumption ¹ (kWh)	294
Freezer net capacity (litres)	242
Climate Class ²	SN-T
Storage period in event of power failure (hours)	25
Noise level (dB [A] re 1pW)	40
Noise emission class	C
Dimensions of the product: H x W x D (cm)	186 x 60 x 65
EAN code	4242003873267
Matching Fridge	KS36VAXEP
OPTIONAL ACCESSORIES FOR SINGLE DOOR FRIDGES AND FREEZERS	
203cm high joining strip for upright fridge, freezer and freestanding noFrost bottom freezers: Stainless Steel Easy clean, horizontal shiny finish AFP	-
203cm high joining strip for upright fridge, freezer and freestanding noFrost bottom freezers: Black steel	KS39ZAX00
203cm high joining strip for upright fridge, freezer and freestanding noFrost bottom freezers: White	-

■ Yes, model has this feature. - Feature not available for this model.

¹ Actual energy consumption will depend on how the appliance is used and where it is located.
² Climate zone SN – designed to operate in ambient temperature of +10°C to 32°C.
Climate zone T – designed to operate in ambient temperature of +18°C to 43°C.

Data valid in this table as of June 2022. Subject to modification without prior notice.



Upright single door freezer specifications

APPLIANCE TYPE	UPRIGHT SINGLE DOOR FREEZER
Design family	iQ 300
Model number	GS36NVFV
Colour	Stainless steel antiFingerprint
DESIGN FEATURES	
Frost-free system	noFrost
Colour of side panels	Chrome inox metallic
Door handle type	Vertical bar
Temperature display	Interior / Electronic LED
Reversible door, hinged on right	■
Latest Condenser Technology (No distance)	■
Home Connect / Built-in cameras	- / -
FOOD FRESHNESS SYSTEM	
multiAirflow system	■
LED light	-
Number of freezer compartments	7
Number of freezer drawers including bigBox	5
Number of freezer flaps / easyAccess shelves	2 / -
Number of glass safety shelves	6
superFreeze function	■
Twist Ice Box	-
Wrap around evaporator	■
Number of ice packs / ice cube trays	2 / 1
FUNCTIONS	
Door open warning signal / malfunction	■
Holiday / Sabbath mode	- / -
PERFORMANCE & CONSUMPTION	
Energy efficiency class	A F
Annual energy consumption ¹ (kWh)	294
Freezer net capacity (litres)	242
Climate Class ²	SN-T
Storage period in event of power failure (hours)	25
Noise level (dB [A] re 1pW)	39
Noise emission class	C
Dimensions of the product: H x W x D (cm)	186 x 60 x 65
EAN code	4242003868058
Matching Fridge	KS36VIEPG
OPTIONAL ACCESSORIES FOR SINGLE DOOR FRIDGES AND FREEZERS	
203cm high joining strip for upright fridge, freezer and freestanding noFrost bottom freezers: Stainless Steel Easy clean, horizontal shiny finish AFP	KS39ZAL00
203cm high joining strip for upright fridge, freezer and freestanding noFrost bottom freezers: Black steel	-
203cm high joining strip for upright fridge, freezer and freestanding noFrost bottom freezers: White	-

■ Yes, model has this feature. - Feature not available for this model.

¹ Actual energy consumption will depend on how the appliance is used and where it is located.
² Climate zone SN – designed to operate in ambient temperature of +10°C to 32°C.
Climate zone T – designed to operate in ambient temperature of +18°C to 43°C.

Data valid in this table as of June 2022. Subject to modification without prior notice.



UnEQualled coffee shop experiences. At home. In style.

Siemens EQ innovation. Your in-home barista.



Model shown: EQ.700 TQ703GB7 bean-to-cup coffee machine

The Siemens EQ fully automatic bean-to-cup coffee machines are designed for those that settle for nothing less than exceptional coffee.

With intelligent iAroma technology, 3 key innovations are combined together in a high quality brewing unit to deliver truly sensational tasting beverages. These intuitive appliances stand out on any premium kitchen surface with their stunning design, elegant display panels and optimal usability. From the entry-level compact EQ.300 models to the fine-tuned Wi-Fi-connected EQ9 plus, S700 model, rediscover your love for outstanding coffee with the new Siemens EQ range.



Introducing new brewing technology: iAroma system

Pioneering Siemens iAroma system: Our innovative system is engineered to release the full aroma of each bean for pure coffee enjoyment.



High performance ceramic grinder
Precise and hard wearing, the ceramic grinder ensures coffee beans are ground to an even consistency, allowing the aroma of the coffee to develop.



sensoFlow intelligent heater
Sensor technology ensures an optimal drink temperature is consistently achieved; enhancing the taste of every bean.



Smart water pump
Delivering the perfect balance of water pressure and water flow speed to extract maximum flavour.



High-quality brewing unit
All features come together in a high-quality unit, which can be easily removed to allow for fast and simple cleaning.




Perfect pleasure at the touch of a button: oneTouch function.



No matter what coffee speciality you desire, whether it is latte macchiato, creamy cappuccino or extra-strong espresso, thanks to the oneTouch Function your fully automatic coffee machine can serve you up pure coffee indulgence at the touch of a button.



For longer-lasting coffee indulgence: calc'nClean.



Maximise beverage quality, product lifetime and overall hygiene of your EQ coffee machine with the combined cleaning and descaling program. Easy to use, calc'nClean provides a thorough clean and rinse, keeping your machine perfectly clean inside.



For busy mornings and tired evenings: Drinks on demand.

All of the machines in our range offer a minimum of 4 drinks that are pre-set in the machine. From the EQ.300 models that have the option of Americano, Cappuccino, Espresso and Latte Macchiato all the way through to the top EQ.9 model that offers all of these plus 7 more drink options. Through the Home Connect App, available on model EQ.9 plus, S700 only, you are able to pick from an even wider ever-growing range of beverage options.

Enjoy café culture right at home: EQ.700



Download and install Home Connect App



Partners brought to you by Home Connect



Model shown: EQ.700 TQ703GB7 bean-to-cup coffee machine

Our most exclusive coffee machines yet.

Home Connect

With Siemens bean-to-cup coffee machines with Home Connect, you can discover the world of great coffee in just one app and benefit from exclusive styles and intuitive remote functions directly with a smartphone or tablet.

Explore new coffee styles, by selecting drinks through the app, design coffee playlists so you and your guests can select drink preferences and remotely transfer your playlist to the coffee machine so your drinks are automatically prepared one after the other. Discover new coffee styles with coffeeWorld on your smart device, and then ask Alexa to make it for you. You will even receive push notifications for your machine, for example, when the beans are running low and when the machine needs cleaning.

Connected partners including Amazon Alexa and Google Assistant, allow you to ask your coffee machine to make you a drink just by voice control whilst IFTTT allows you to create bespoke applets so that you can connect your coffee machine to other smart home appliances in order to create your own personalised routine.



baristaMode: individualise your coffee creation
There are five essential parameters of baristaMode that contribute to the quality of coffee and espresso: coffee strength, amount, temperature, coffee-to-milk ratio and brewing speed. By switching to baristaMode, you can make even finer, fully customised adjustments to please any coffee taste. This optimised setting lets you celebrate the fine art of coffee preparation.



dualBean System: separate bean containers for a pure taste
Two separate coffee bean containers, each with its own grinder, ensure that your beans never get mixed up and guarantee that the desired flavour will always be achieved. There is also easy access for the dualBean System within the Home Connect app.



Try something new, or rediscover an old favourite. Our bean-to-cup coffee machines give you the flexibility to explore a diverse and rich coffee culture, with a perfected result every time. For more information and to review the full specifications of our full range of appliances please visit the Siemens Home Appliances UK website: siemens-home.bsh-group.com/uk



Freestanding bean-to-cup coffee machine specifications

	EQ9		EQ700		EQ500		EQ300	
Model name	EQ9 plus, S700	EQ9, S300	EQ700 classic + fully automatic	EQ700 int fully automatic	EQ500 integral mid	EQ500 integral low	EQ300 silver	EQ300 black
Model number	T19573X9GB	T1923309GB	TP705GB1	TQ703GB7	TQ505R09	TQ503GB1	T1353201GB	T1351209GB
FEATURES								
Material / finish	Piano black front, stainless steel body	Piano black front, stainless steel body	Morning haze & black	Inox silver & black	Piano black	Piano black front, stainless steel body	Full lacquer front	Piano black
SensoFlow Heater	■	■	■	■	■	■	■	■
Ceramic grinder	Ceramdrive	Ceramdrive	Ceramdrive	Ceramdrive	Ceramdrive	Ceramdrive	1 x ceramic	1 x ceramic
Milk solution	Integrated	Integrated	Milk Pipe	Integrated	Integrated	Integrated	In cup	In cup
Bean container capacity (g)	270g and 250g	290g	350g	350g	270g	270g	250g	250g
Water tank capacity (litres)	2.3	2.3	2.4	2.4	1.7	1.7	1.4	1.4
One touch drinks	■	■	■	■	■	■	■	■
Removable brewing unit	■	■	■	■	■	■	■	■
Beverage choice	11+	8	18	18	7	7	4	4
Display	TFT	TFT	iSelect Display	iSelect Display	TFT / touch	TFT / touch	Text & symbol	No display
Pump Pressure	19 bar	19 bar	19 bar	19 bar	15 bar	15 bar	15 bar	15 bar
One touch double cup	incl. milky drinks	incl. milky drinks	incl. milky drinks	incl. milky drinks	incl. milky drinks	■	■	■
Strength settings	10 + 3	6	4	4	5	5	5	3
Temperature settings	6	3	0	0	3	3	3	3
Cup size settings	–	–	4	4	5	–	–	–
Coffee-milk ratio adjusts	■	■	■	■	–	–	–	–
Noise level	Super silent	Super silent	Quiet	Quiet	Quiet	Quiet	Standard	Standard
Number of bean grinders	2	1	1	1	1	1	1	1
Connectivity	Home Connect	–	Home Connect	Home Connect	–	–	–	–
User Profiles	10	6	10	10	–	–	–	–
Cup warmer	■	–	–	■	–	–	■	■
Bean lid rubber seal	■	■	■	■	■	■	■	■
Brewing unit type	Spindle	Spindle	Spindle	Spindle	Spindle	Spindle	Spindle	Spindle
Service door access	Side	Side	Side	Side	Front	Front	Front	Front
Barista mode	■	–	Aroma Select	Aroma Select	–	–	–	–
Cup illumination	■	■	■	■	■	■	–	–


■ Yes, model has this feature. – Feature not available for this model.

Data valid in this table as of June 2022. Subject to modification without prior notice.


For specification details, please visit siemens-home.bsh-group.com/uk and download a full specification sheet.

For the full range of accessories, please visit our online accessory shop at siemens-home.bsh-group.com/uk/shop or call our Spares Department on 0344 892 8999.

Contact our dedicated customer service team



Dedicated Siemens Service
With our dedicated team of trained and qualified engineers available across the United Kingdom**, each having undergone over 400 hours of training, you can be confident that your Siemens appliances are in the safest of hands.



Customer service.

Trust Siemens Home Appliances Customer Service to help you with the following:

- Offer product advice on using your appliance or help with choosing a new Siemens appliance.
- Register your appliances and extend the warranty.
- Arrange a repair for your appliance by a Siemens engineer.*
- Locate and buy replacement spare parts and accessories.

We're available 24 hours a day, 7 days a week.
You can call us on: **UK: 0344 892 8979** **ROI: 01450 2655**


Our specialist advisors are available Monday to Friday 8am to 6pm, Saturday 9am to 5pm and Sunday 9am to 4pm. Calls are charged at the basic rate, please check with your telephone service provider for exact charges.

* In some areas we may use an approved service partner and the process may vary for repairs carried out by our service partners.
** In certain areas we may use an approved service partner.

Covid-19 Update.

Please note that due to the implications of COVID-19, our contact hours and service availability are subject to change. For the latest information and updates on our services, please visit the COVID-19 Service Update pages:
UK: www.siemens-home.bsh-group.com/uk/coronavirus **ROI: www.siemens-home.bsh-group.com/ie/coronavirus**

Engineer service.



If your Siemens appliance needs a repair, we are here to help. Equipped to repair your appliance on the first visit, our team of locally based engineers are employed and trained by Siemens, which gives them unrivalled knowledge and expertise to repair our appliances.

You can easily book, and manage your engineer visit online at: **www.siemens-home.bsh-group.com/uk/customer-service/repair** or via our call centre (see left for contact details).

Republic of Ireland customers should call: **01450 2655**.

Calls are charged at the basic rate, please check with your telephone service provider for exact charges.

Warranties and Registration.

Register my appliance

Siemens recommends that you register all home appliances to ensure you can be easily contacted in the event of an important product update. For more information about registering appliances of all brands, please visit: www.registermyappliance.org.uk

2 Year Warranty
All Siemens home appliances have a Siemens Two Year Manufacturer's Warranty as standard to protect against manufacturing or material faults and defects during this warranty period.

To register call: **UK: 0800 519 2116** **ROI: 01230 0344**
Or register online: **UK: www.siemens-home.bsh-group.com/uk** **ROI: www.siemens-home.bsh-group.com/ie**

5 Year Warranty
A Siemens Five Year Warranty is available on studioLine Siemens appliances and selected freestanding models to protect against any manufacturing and material faults and defects during this warranty period.

To register call: **UK: 0344 892 8999** **ROI: 01450 2655**
Or register online: **UK: www.siemens-home.bsh-group.com/uk** **ROI: www.siemens-home.bsh-group.com/ie**

10 Year Compressor Drive Warranty
Available on all Siemens fridges and freezers, this warranty covers defects in the compressor motor.

10 Year iQdrive® Motor Warranty
Protects against manufacturing or material faults and defects to the iQdrive motor only during this warranty period. Selected laundry appliances only.

10 Year Anti-Rust Warranty for Dishwashers
Protects against rust in the inner cavity of the appliance during this warranty period. Applies to dishwasher appliances only.

Lifetime AquaStop Warranty
A lifetime warranty to protect against water damage caused by a defective AquaStop system. Applies to selected laundry and dishwasher appliances only.



Online help.

Prefer to receive help online?
Siemens offers a comprehensive range of online services in the high quality you have come to expect. Our online support allows you to familiarise yourself with your appliance, find user manuals, browse FAQ's, get useful tips and have full control over your engineer booking: **www.siemens-home.bsh-group.com/uk/customer-service**

Republic of Ireland customers:
www.siemens-home.bsh-group.com/ie/customer-service.
To book a repair, please call: **01450 2655**. Calls are charged at the basic rate, please check with your telephone service provider for exact charges.

Online shop.

Accessories and cleaning products.
You can find everything you need for any appliance on the Siemens online store. It is where you will find our tested and approved cleaning and care products to keep your appliances in tip top condition, along with other accessories ranging from a water filter for your fridge, to a Teppan Yaki for your hob.

Shop online at:
UK: www.siemens-home.bsh-group.com/uk/shop
ROI: www.siemens-home.bsh-group.com/ie/shop

Spare parts.

Siemens keeps a comprehensive range of replacement spare parts for up to ten years. You can browse our exploded view diagrams on our store or speak to an advisor on the phone to help you locate and buy the spare parts you need.

Shop online at:
UK: www.siemens-home.bsh-group.com/uk/shop/search-parts
ROI: www.siemens-home.bsh-group.com/ie/shop/search-parts

Brochures.

You can download PDF copies of our latest brochures from our website:



UK: www.siemens-home.bsh-group.com/uk/brochures
ROI: www.siemens-home.bsh-group.com/ie/brochures

Model shown on front:
WT48XEH9GB tumble dryer



Siemens, a division of BSH Home Appliances Ltd,
 Grand Union House,
 Old Wolverton Road, Wolverton,
 Milton Keynes, MK12 5PT
 Tel: 0344 892 9040

siemens-home.bsh-group.com/uk

Showroom
 Siemens London,
 Home of studioLine,
 14 Wigmore Street,
 London, W1U 2RE
 Tel: 0330 134 3100
 Email: SiemensLondon@Siemens-Home.BSH-Group.com

BSH Home Appliances Ltd,
 M50 Business Park,
 Ballymount,
 Dublin 12
 Tel: 1890 626041

siemens-home.bsh-group.com/ie

Disclaimer

This brochure is current as from the publication date and supersedes all previous brochures for these products. Whilst BSH Home Appliances Ltd believes that all information contained within this brochure is correct at the time of going to print, no representation or warranty, express or implied, is or will be made and no responsibility or liability is or will be accepted by BSH Home Appliances Ltd in relation to the accuracy or completeness of this information and any liability is expressly disclaimed. To the extent permitted by law, BSH Home Appliances Ltd expressly excludes: i) all conditions, warranties and other terms which might otherwise be implied by statute, common law or the law of equity and ii) any liability for any direct, indirect or consequential loss or damage (including, without limitation, damages for loss of business or loss of profits) arising in contract, tort or otherwise from the use of or reliance on any information contained within this brochure or from any action or decision taken as a result of such use or reliance. BSH Home Appliances Ltd reserves the right to modify technical data and all other information contained within this brochure without notice. All rights reserved. No part of this publication may be reproduced in any form or without the prior written permission of BSH Home Appliances Ltd.

This brochure should not be regarded as an infallible guide nor as an offer of sale for a particular product.

Due to variables in the reproduction process, colours of actual products may vary slightly from those depicted. We recommend a visit to a Siemens dealer to confirm that specifications and colours are to your satisfaction.

Valid from June 2022

SIEMFS2022



SIEMENS

Siemens Home Appliances