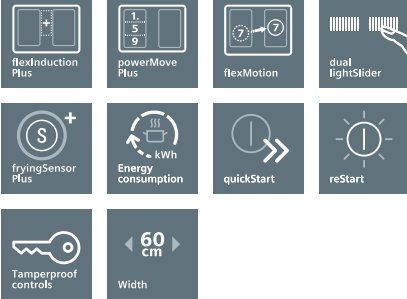


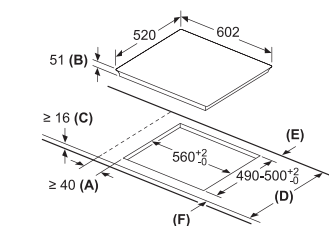
Hob



Scan code to find out more

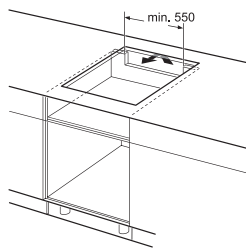
iQ700 flexInduction Plus hob 60cm
EX675LYC1E

Design	<ul style="list-style-type: none"> • Ceramic glass with stainless steel side trims • Enable you to design your own kitchen using various kinds of hobs • dual lightSlider symControl
Features	<ul style="list-style-type: none"> • 2 flexInduction Plus cooking zones • Auxiliary zone • 4 conventional cooking zones available • 17 levels power setting • powerMove Plus • flexMotion • powerBoost for all cooking zones • panBoost function • fryingSensor Plus for all cooking zones • Keep warm function • Automatic pan recognition • quickStart • reStart • Energy consumption display • Stopwatch • Kitchen timer • Cooking timer • Safety time switch off • Residual heat indicator for each zone • Wipe protection lock • Childproof lock
Technical Information	<ul style="list-style-type: none"> • Cooking zone output and dimension: Left: 3.3kW / 3.7kW (powerBoost), 380 x 230mm (Ø 300mm with extendable zone) Right: 3.3kW / 3.7kW (powerBoost), 380 x 230mm (Ø 300mm with extendable zone) • Total connected load: 7.4kW (220V / 40A single phase or 380V / 20A three-phase connection)
Appliance Dimensions (H x W x D)	51 * x 602 x 520mm *exclude glass thickness
Cut out Dimensions (W x D)	560 x 490-500mm
Min. Thickness of Worktop	16mm
Min. Ventilation Space	<ul style="list-style-type: none"> • 20mm from back of the cabinet to the wall • Ventilation space 550 x 45mm on back of the cabinet • Gap between induction hob and underneath oven/drawer must be present
Optional Accessories	<ul style="list-style-type: none"> • Connecting strip (HZ394301) • Griddle Plate (HZ390522) • Teppan Yaki (HZ390512) • Stainless steel roaster with steaming rack (HZ390011, HZ390012)
Country of Origin	Spain
Expert Services	<ul style="list-style-type: none"> • Product consultation with unlimited product hotline inquiry • Kitchen planning consultation with pre-installation site measurement • Professional installation
Recommended Retail Price	HK\$31,800

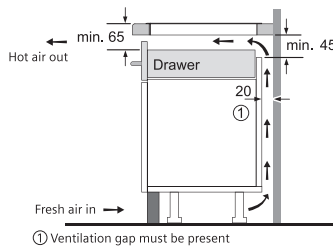


A: Minimum distance from the hob cut-out to the wall.
 B: Recessed depth.
 C: The clearance between the surface of the worktop and the top of the front of the oven must be 30 mm. See space requirements for the oven.
 The worktop into which the hob is installed must withstand loads of approx. 60 kg; suitable substructures must be used if required.

D	E	F
585-600	50	≥ 35
> 600	≥ 50	≥ 50

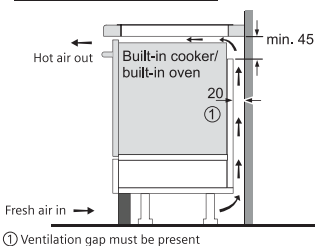


Induction hob over a drawer



① Ventilation gap must be present

Induction hob over an oven



① Ventilation gap must be present

Please reserve buffer due to possible uneven cut-out rim.
Measurements in mm

BSH Home Appliances Limited

BSH Home Appliances Group is a Trademark Licensee of Siemens AG
Customer Contact Hotline: 2565 6151 (Hong Kong) / 0800 030 (Macau local call only)
 Website: www.siemens-home.bsh-group.com.hk

• Specification and technical information subject to change.
 • Right of technical modification reserved, colours may vary slightly from illustrations.
 © 2021 by BSH Home Appliances Limited. Reproduction, complete or in part, only with the express permission of BSH.