



# Home Connect – Google Assistant



Google Assistant is a voice service which brings hands-free living to your home, letting you control your Home Connect appliances using your voice.

See page four of this document for instructions on how to connect Google Assistant to your Home Connect appliance.

Google Assistant has **commands** as well as **monitoring queries**.

You are able to use basic commands through voice, including turning the appliance on and stopping the appliances, but also query Google Assistant about whether the appliance is turned on and whether the appliance is running. You can find examples of these commands on the next page of this document.



# Google Assistant - Commands

**Commands** help a user control their Home Connect appliance using their voice. "Hey Google" must be said before each command.

Home Connect	Voice Command	Google Response	Supported Appliance Types
Turn On/Off	Turn my {deviceName} on/off?	Sure, turning the {deviceName} on/off	Oven Coffee Machine Dishwasher Hood
Start selected program	Start the {deviceName}	Sure, starting the {deviceName}	Oven Coffee Machine Dishwasher Hood Washer Dryer
Pause program	Pause my {deviceName}	Okay, pausing the {deviceName}	Oven Coffee Machine Hood Washer Dryer
Resume program	Resume my {deviceName}	You got it, resuming the {deviceName}	Oven Coffee Machine Hood Washer Dryer
Stop program	Stop my {deviceName}	Sure, stopping the {deviceName}	Oven Coffee Machine Dishwasher Hood Washer Dryer
Increase temperature	Increase temperature on my Oven/ Increase temperature on my Oven by xxx degrees	Sure, raising temperature on the Oven / raising temperature on the Oven by xxx degrees	Oven
Set temperature	Set the temperature on my Oven to x degrees	Sure, setting the Oven to xxx degrees	Oven
Turn on/off light	Turn on/off my hood light	Sure, turning on the hood light/backlight	Hood
Set fan speed	Set the fan speed on my {deviceName} to {fan} stage 1-3 Increase the speed on my {deviceName} Decrease/Lower the speed on my {deviceName}	Sure, setting the fan speed to fan stage 1-3 Sure, increasing {deviceName} speed to {higher speed name} Sure, decreasing {deviceName} speed to {lower speed name}	Hood



# Google Assistant - Monitoring Queries

**Monitoring queries** help a user understand what their device is currently doing, so you can ask Google whether your Home Connect enabled appliances are turned on, running or what program is running.

**"Hey Google"** must be said before each monitoring query.

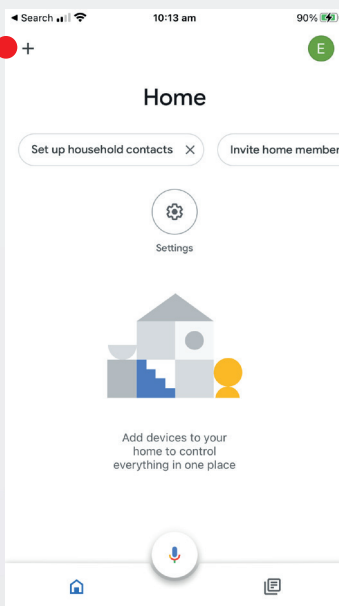
Home Connect	Voice Command	Google Response	Supported Appliance Types
Power State	Is my {deviceName} on/off?	The {deviceName} is on/off	Dishwasher Dryer Hood Oven Washer Coffee Machine
Operation State	Is my {deviceName} running/paused?	The {deviceName} is running/paused	Dishwasher Dryer Hood Oven Washer Coffee Machine
Temperature	What's the temperature on my {deviceName}?	The {deviceName} is set to x degrees	Oven
Current Program	What program is my {deviceName} set to?	The {deviceName} is set to {programName}	Dishwasher Dryer Hood Oven Washer Coffee Machine
Fan Speed	What's the speed of my {deviceName}?	The {deviceName} is set to fan stage X	Hood
Light	Is the light/backlight on the Hood on/off?	The Hood light/backlight is on/off	Hood



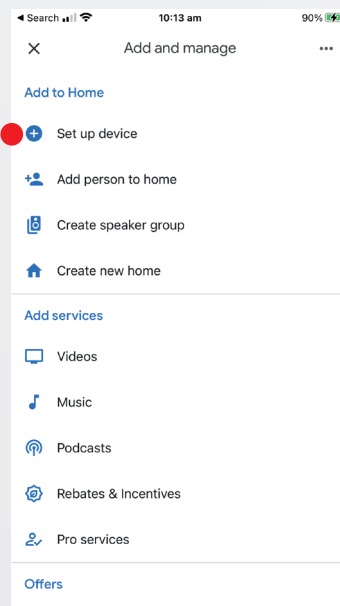
# How to set up Google Assistant with your Home Connect Appliance

To get started on your smartphone or tablet, download the Google Home app and create an account. Next, ensure your Home Connect app is connected to your appliances. Then follow the below steps to connect the Google Home app to your Home Connect appliance.

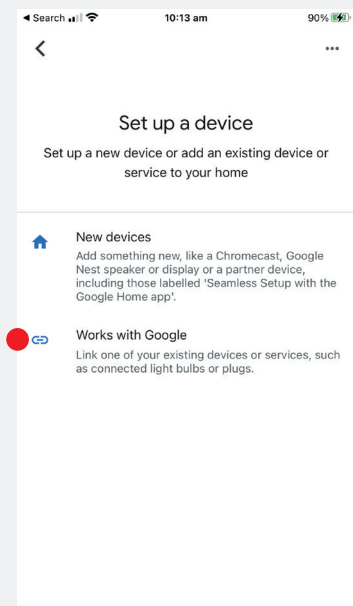
1. Open the Google Home app. Select '+'.



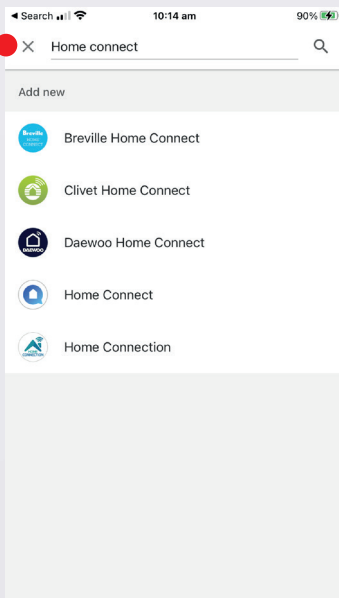
2. Select 'Set up device'.



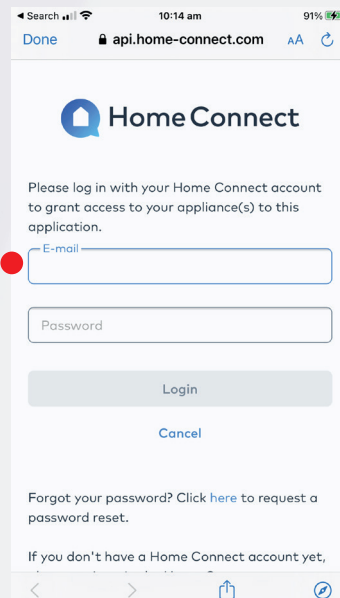
3. Select 'Works with Google'.



4. Search and select 'Home Connect'.



5. Login to your 'Home Connect' account.



6. Select 'Approve' and you are ready to go!

