

# 36" Industrial Style Dual Fuel Range

800 Series – Stainless Steel HDS8655U



**BOSCH**  
Invented for life



**HDS8655U**  
Stainless Steel

Also available in:

Black HDS8645U  
Stainless Steel

**First 36" Bosch range with six burners offering more flexibility in the way you cook.**

## Features & Benefits

Powerful 18,000 BTU double ring burner speeds cooking time.

Convection Pro combines a third heating element with a back fan for even browning and time savings by using multiple racks at one time.

Dishwasher safe grates for easy cleaning.

A full extension telescopic rack rail offers easy access to the oven cavity.

Dampened hinges softly guide the QuietClose® door shut so the oven door never slams.

## General Properties

|                |                                                                                                                     |
|----------------|---------------------------------------------------------------------------------------------------------------------|
| Cooking modes  | Bake, Convection Bake, Broil, Convection Broil, Convection Roast, Pizza, Proof, Convection Multi-Rack, Sabbath Mode |
| Cleaning type  | Catalytic clean coating                                                                                             |
| Type of grate  | Cast iron                                                                                                           |
| Knob material  | Metal                                                                                                               |
| Interior light | 1                                                                                                                   |
| Kitchen timer  | Yes                                                                                                                 |
| Sealed burners | Yes                                                                                                                 |

## Oven Performance

|                            |                 |
|----------------------------|-----------------|
| Bake / broil element watts | 1,700 / 2,900 W |
| Convection element watts   | 2,500 W         |

## Burner Performance

|                                            |                 |
|--------------------------------------------|-----------------|
| Total cooktop burners                      | 6               |
| Total cooktop (NG / LP) BTU                | 63,000 / 63,000 |
| Power of front left burner (NG / LP) BTU   | 18,000 / 18,000 |
| Power of back left burner (NG / LP) BTU    | 5,000 / 5,000   |
| Power of back center burner (NG / LP) BTU  | 10,000 / 10,000 |
| Power of front center burner (NG / LP) BTU | 10,000 / 10,000 |
| Power of back right burner (NG / LP) BTU   | 10,000 / 10,000 |
| Power of front right burner (NG / LP) BTU  | 10,000 / 10,000 |

## Technical Details

|                   |             |
|-------------------|-------------|
| Circuit breaker   | 20 A        |
| Volts             | 208V / 240V |
| Frequency         | 60 Hz       |
| Power cord length | —           |

## Technical Details (Continued)

|                      |                                           |
|----------------------|-------------------------------------------|
| Plug type            | Fixed connection (no plug)                |
| Energy source        | Mixed Electric / Gas                      |
| Gas type             | Natural gas<br>14.9 mbar (USA)<br>[7" WC] |
| Alternative gas type | LP 27.4 mbar (USA) [11" WC]               |

## Dimensions & Weight

|                                          |                                                      |
|------------------------------------------|------------------------------------------------------|
| Overall appliance dimensions (HxWxD)     | 36" x 35 15/16" x 24 15/16" (26 1/2" with bull nose) |
| Required cutout size (HxWxD)             | 36" x 36" x 25"                                      |
| Adjustable range height                  | 35 19/32" Min.<br>36 39/64" Max.                     |
| Oven cavity size                         | 3.7 cu. ft.                                          |
| Overall oven interior dimensions (HxWxD) | 15 1/32" x 28 7/16" x 17 9/16"                       |
| Usable oven interior dimensions (HxWxD)  | 14 9/16" x 26 15/16" x 16 1/8"                       |
| Net weight                               | 219 lbs                                              |

## Accessories—Included

Use and care manual, installation guide, temperature probe, LP conversion kit, 1 standard rack, 1 telescopic rack

## Accessories—Optional



**HEZ9GW23UC**  
Wok Ring



**HEZ9YZ36UC**  
36" Low Backguard  
Stainless Steel



**HEZ9Z236UC**  
36" Rear Vent Trim Extension  
Stainless Steel



**HEZ9YZ04UC**  
Side Panel Extension Kit  
Stainless Steel



**HEZ9TK36UC**  
36" Range Toe Kick  
Stainless Steel



**HEZ9LLUC**  
Metal Pedestal Feet,  
Set of 4  
Stainless Steel



† To be fully ADA compliant, these units must be installed according to ADA guidelines. Please check current ADA requirements for guidance on installation.

**Accessories:** To purchase Bosch accessories, cleaners & parts please visit [www.bosch-home.com/us/store](http://www.bosch-home.com/us/store) or call 1-800-944-2904 (Mon to Fri 5 am to 6 pm PST, Sat 6 am to 3 pm PST).

**Notes:** All height, width and depth dimensions are shown in inches. BSH reserves the absolute and unrestricted right to change product materials and specifications, at any time, without notice. Consult the product's installation instructions for final dimensional data and other details prior to making cutout.

**Warranties:** Please see Use & Care manual or Bosch website for statement of limited warranty.

**For more information on our entire line of products, go to [www.bosch-home.com/us](http://www.bosch-home.com/us) or call 1-800-944-2904**

© BSH Home Appliances Corporation. All rights reserved. Bosch is a registered trademark of Robert Bosch GmbH.

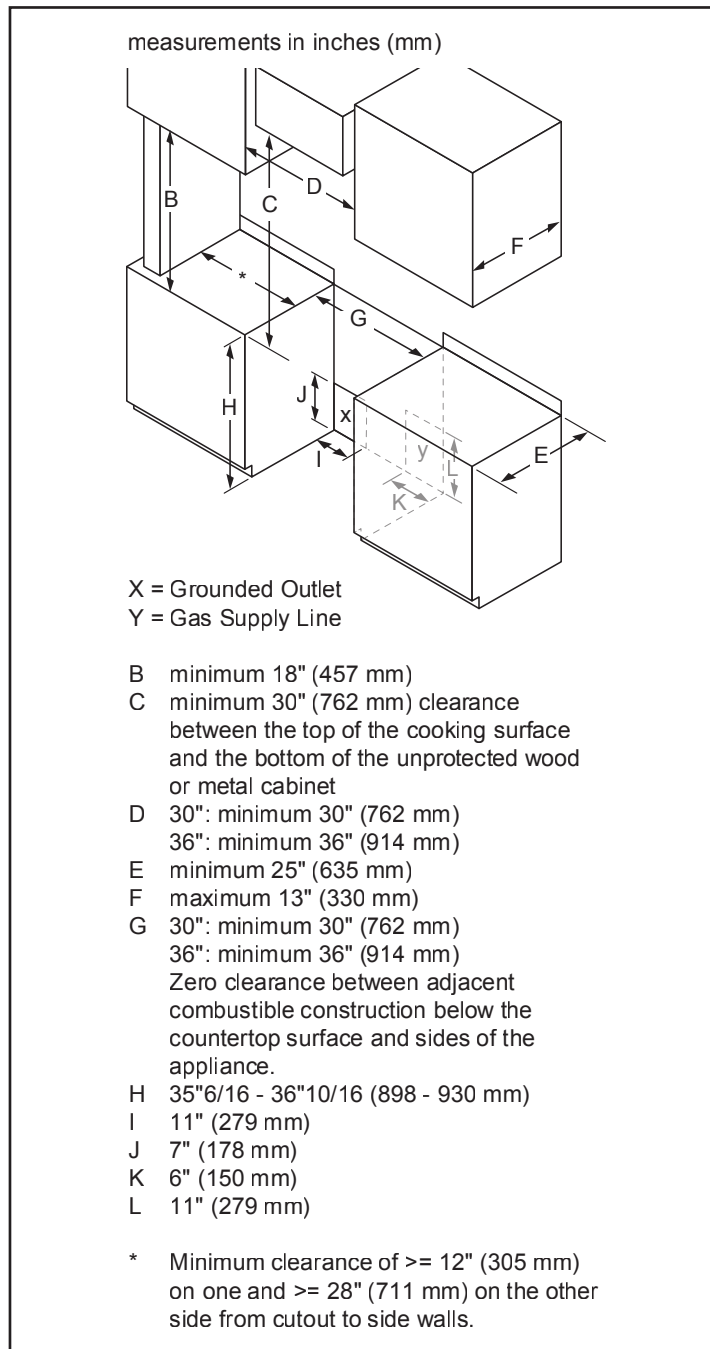
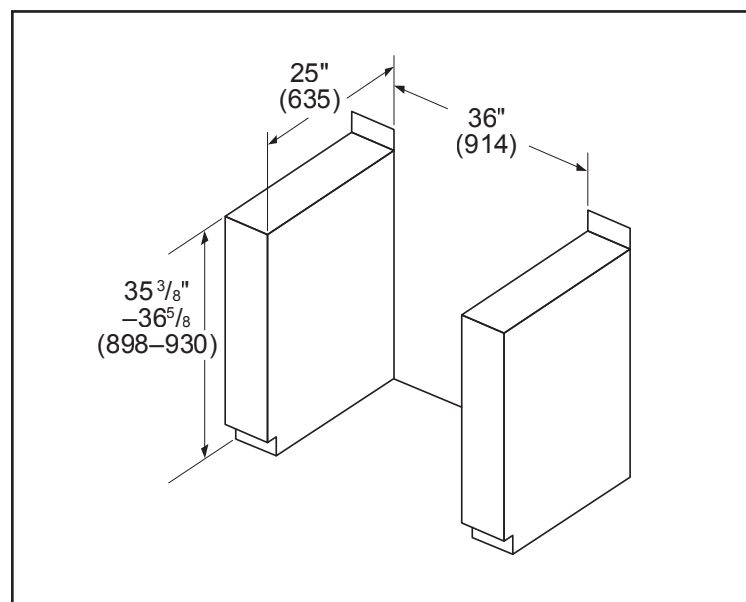
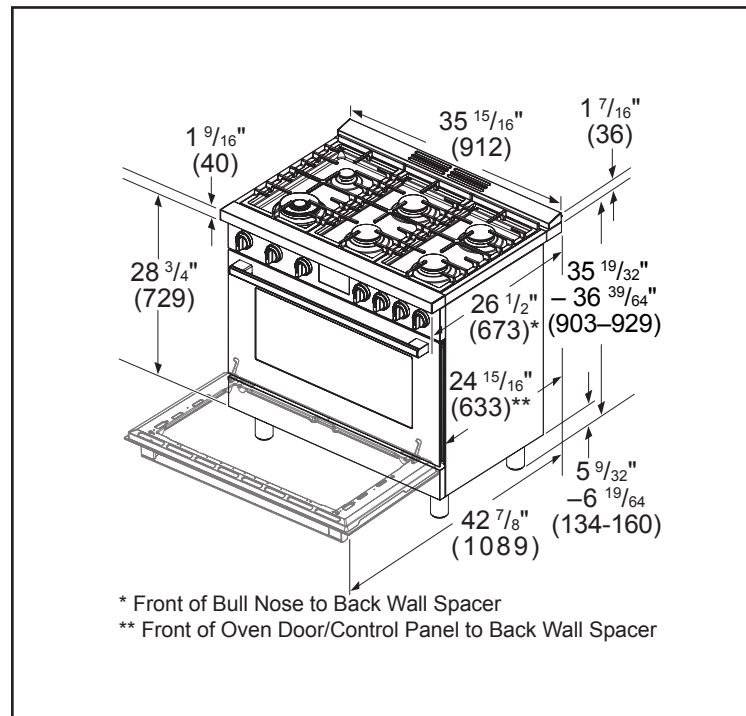
# 36" Industrial Dual Fuel Range

800 Series – Stainless Steel HDS8655U



**BOSCH**  
Invented for life

## Installation Details



**Accessories:** To purchase Bosch accessories, cleaners & parts please visit [www.bosch-home.com/us/store](http://www.bosch-home.com/us/store) or call 1-800-944-2904 (Mon to Fri 5 am to 6 pm PST, Sat 6 am to 3 pm PST).

**Notes:** All height, width and depth dimensions are shown in inches. BSH reserves the absolute and unrestricted right to change product materials and specifications, at any time, without notice. Consult the product's installation instructions for final dimensional data and other details prior to making cutout.

**Warranties:** Please see Use & Care manual or Bosch website for statement of limited warranty.

**For more information on our entire line of products, go to [www.bosch-home.com/us](http://www.bosch-home.com/us) or call 1-800-944-2904**

© BSH Home Appliances Corporation. All rights reserved. Bosch is a registered trademark of Robert Bosch GmbH.