GV 640VoII-I - 86,5 cm - m. GS 9001 170 338 (9812)

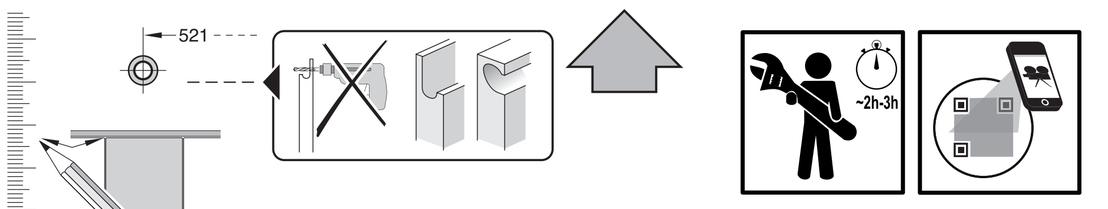

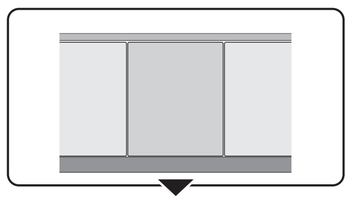

de Montageanleitung *) über Kundendienst erhältlich	**no** Monteringsanvisning *) fåes hos kundeservice	**sl** Navodilo za montažo *) Lahko nabavite v servisni službi	**uz** O'rnatish yo'riqnomasi *) mijozlarga xizmat ko'rsatish markazida mavjud
en Installation instructions *) Available from customer service	**da** Monteringsvejledning *) Kan købes hos serviceafdelingen	**mk** Упатство за монтажа *) се добива преку службата за купувачи	**ka** მონტაჟის ინსტრუქცია *) ხელმისაწვდომი კლიენტთა სამსახურში
fr Notice de montage *) Disponible par le biais du service après-vente	**fi** Asennusohje *) Saatavissa huoltopalvelusta	**sq** Udhëzues për montim *) Sigurohet nëpërmjet servisit	**bg** Ръководство за монтаж *) предоставя се от службата за обслужване на клиенти
nl Montagevoorschrift *) Tegen meerprijs bij de Servicedienst verkrijgbaar	**cs** Montážní návod *) K dispozici přes servisní službu	**et** Monteerimisjuhend *) küsige klienditeeninduselt	**fa** راهنمای مونتاژ *) از مرکز خدمات پس از فروش تهیه فرمائید
it Istruzioni per il montaggio *) Disponibili presso il servizio assistenza clienti	**sk** Návod na montáž *) Dostanete v službe zákazníkom	**lt** Montavimo instrukcija *) Ją galima gauti klientų aptarnavimo servise	**ar** تعليمات التركيب *) يمكن طلبها من مراكز خدمة العملاء
es Instrucciones de montaje *) Se puede adquirir a través del Servicio de Asistencia Técnica Oficial de la marca	**pl** Instrukcja montażu *) Do uzyskania w punkcie serwisowym	**lv** Montāžas pamācība *) Var saņemt servisa dienestā	**id** Intruksi Pemasangan *) bisa didapatkan melalui Customer Service
pt Instruções de montagem *) Pode ser adquirido nos nossos Serviços Técnicos	**hu** Szerelési utasítás *) A vevőszolgálaton keresztül kapható:	**ru** Инструкция по монтажу *) Можно получить в сервисном центре	**th** สามารถสั่งซื้อคู่มือการติดตั้ง *) ผ่านฝ่ายบริการลูกค้า
el Οδηγίες τοποθέτησης *) Διατίθενται από την υπηρεσία τεχνικής εξυπηρέτησης πελατών	**ro** Instrucțiune de montaj *) obtenabilă la serviciul pentru clienți	**uk** Інструкція з монтажу *) Можна отримати через сервісну службу	**ko** 설치 설명서 고객서비스 센터에서 구입 가능
tr Montaj kılavuzu *) Yetkili servis üzerinden alınabilir	**hr** Uputa za montažu *) može doći kod službe održavanja	**kk** Іске қосу туралы нұсқаулар! *) Сервис қызмет көрсету орталығында алуына жатады	**zh** 安装说明书 *) 可向售后服务站索取。
sv Monteringsanvisning *) kan fås via Service	**sr** Uputstvo za montažu *) Može se nabaviti preko servisne službe	**az** Quraşdırma təlimatları *) Müştəri xidmətlərindən əldə oluna bilər	**zh-tw** 安裝說明書 *) 可向售後服務站索取

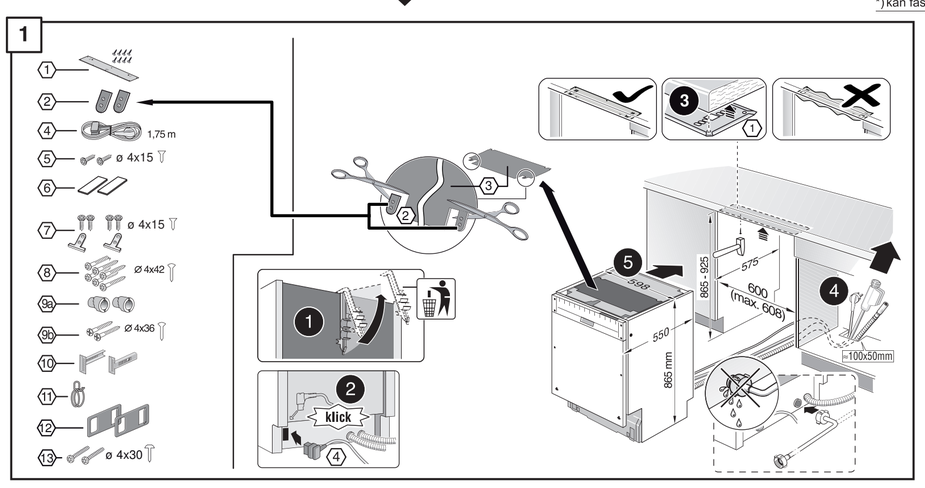

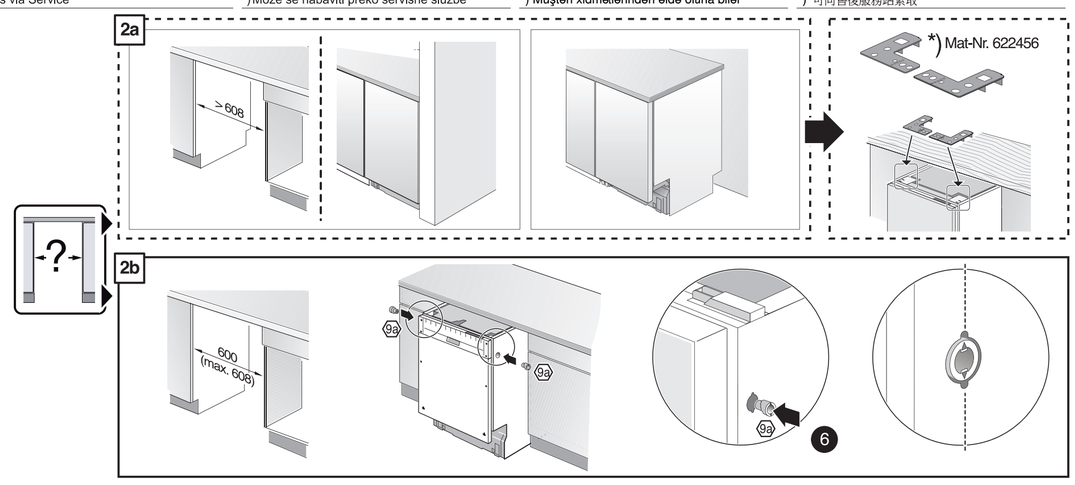

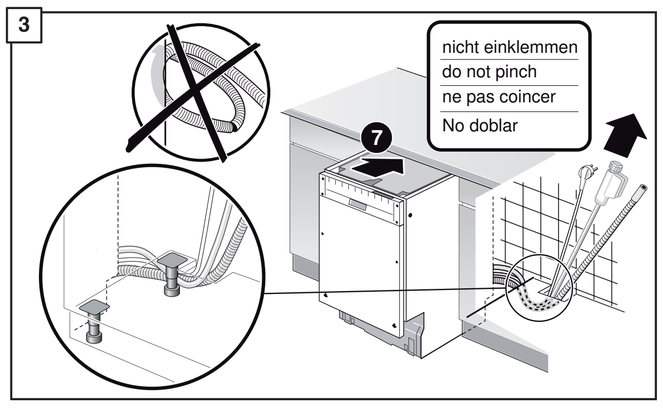

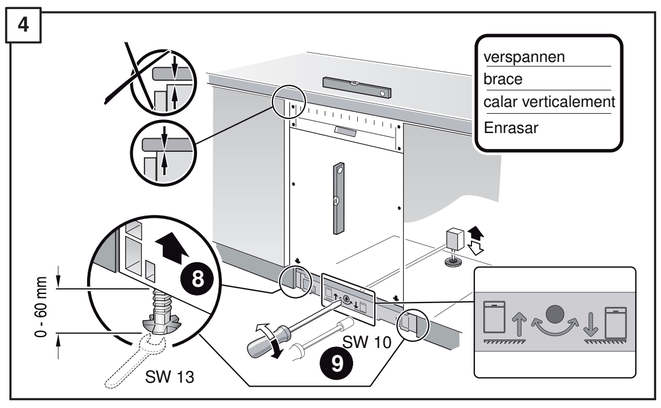

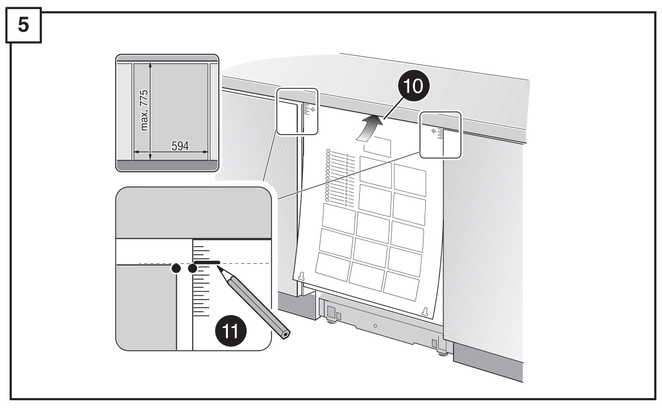

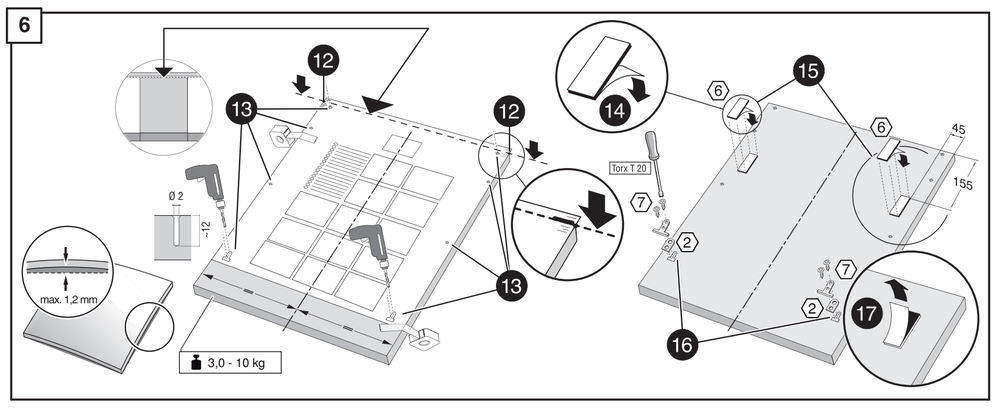

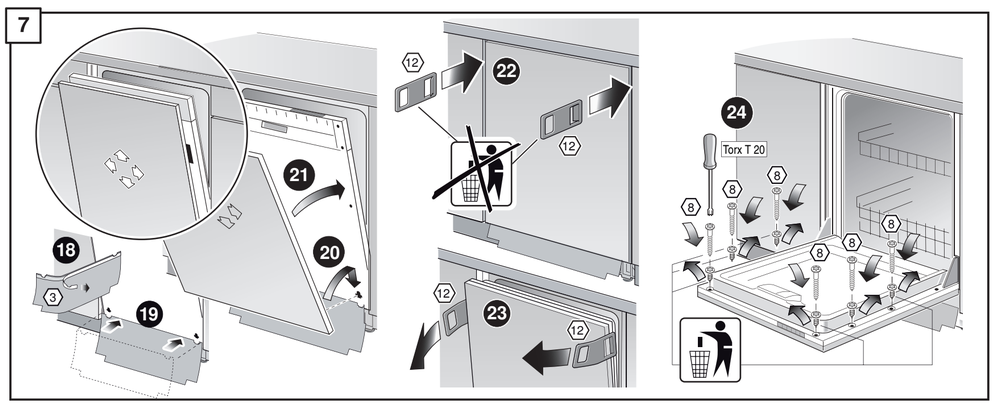

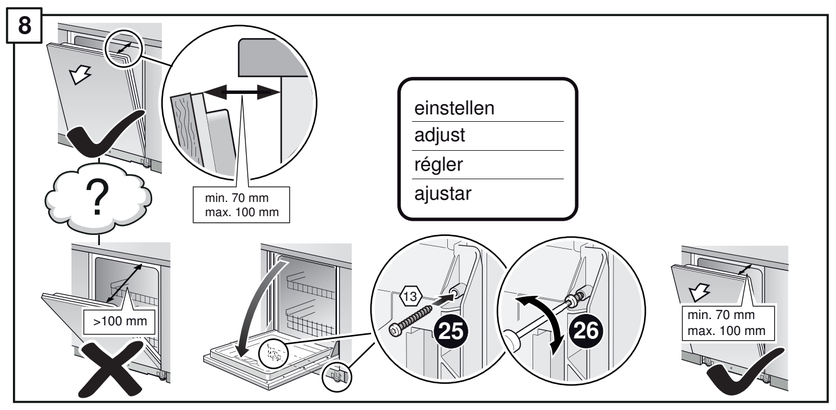

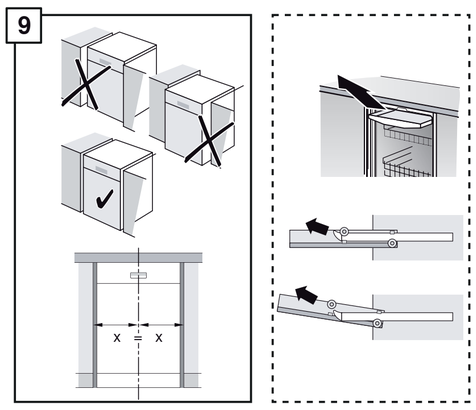

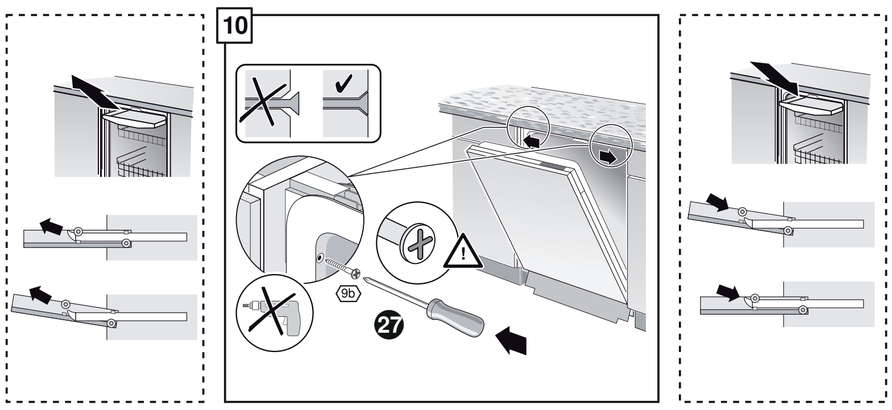

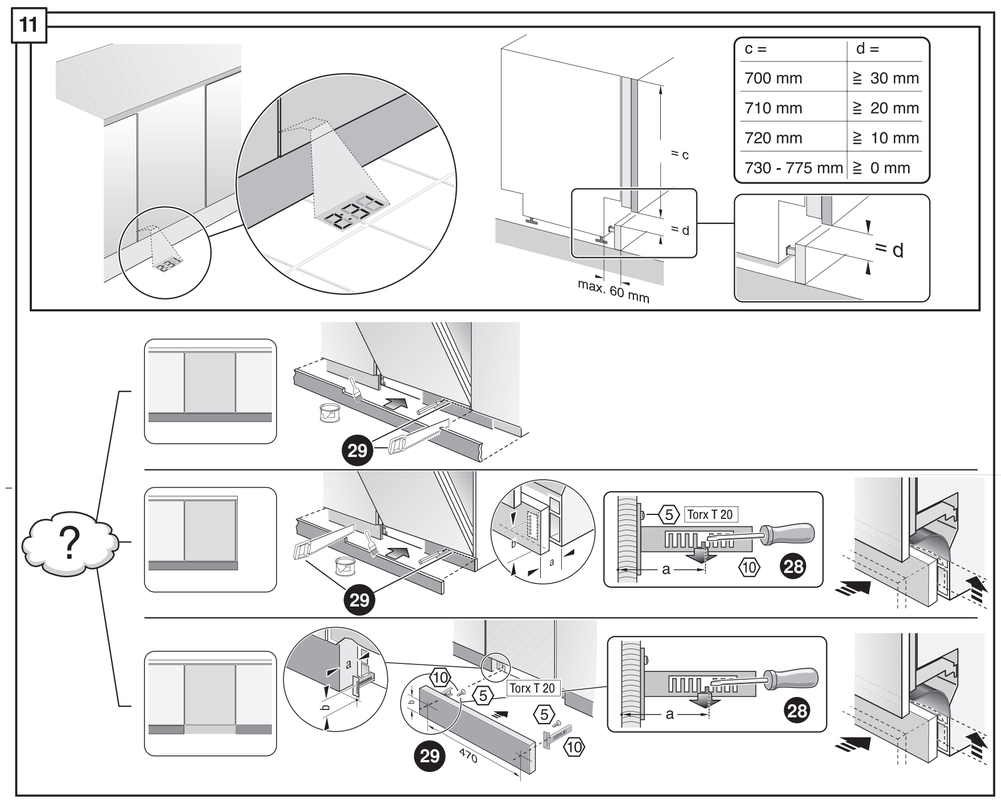

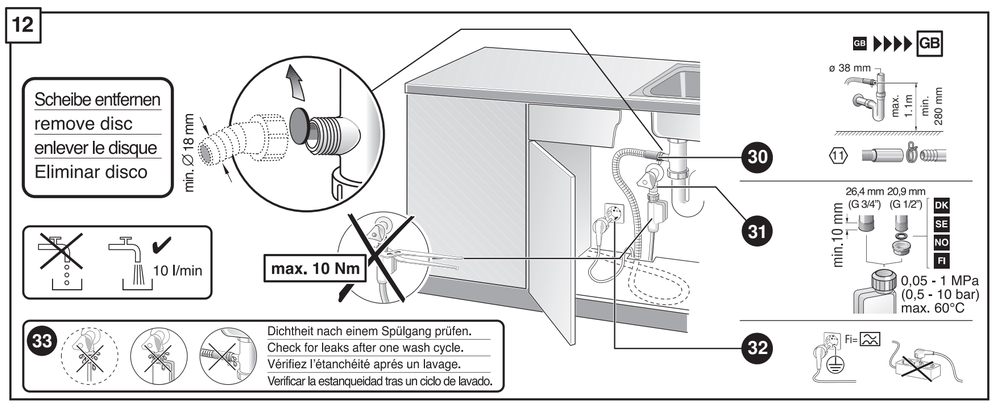

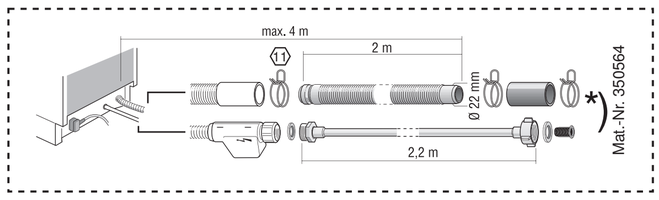

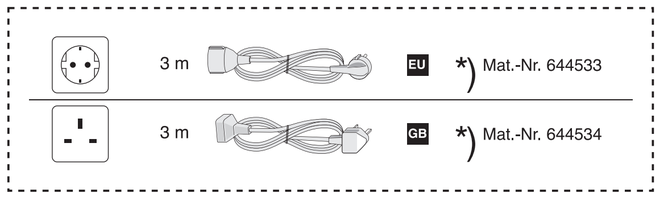

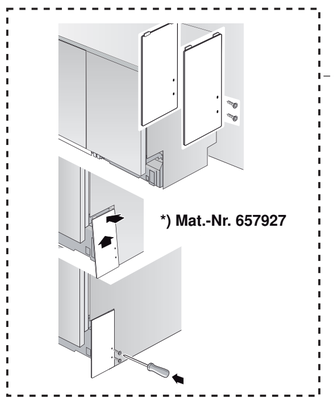

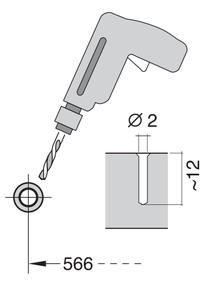

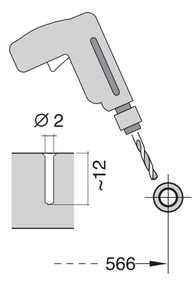

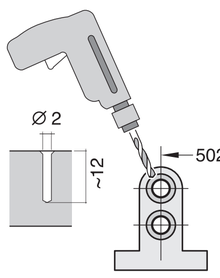

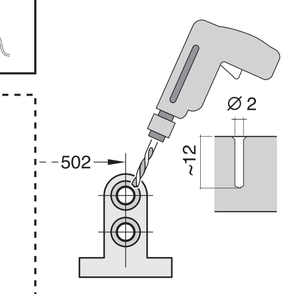

1 3 5 6 7 4 7 18 19 9 10 8 11 12

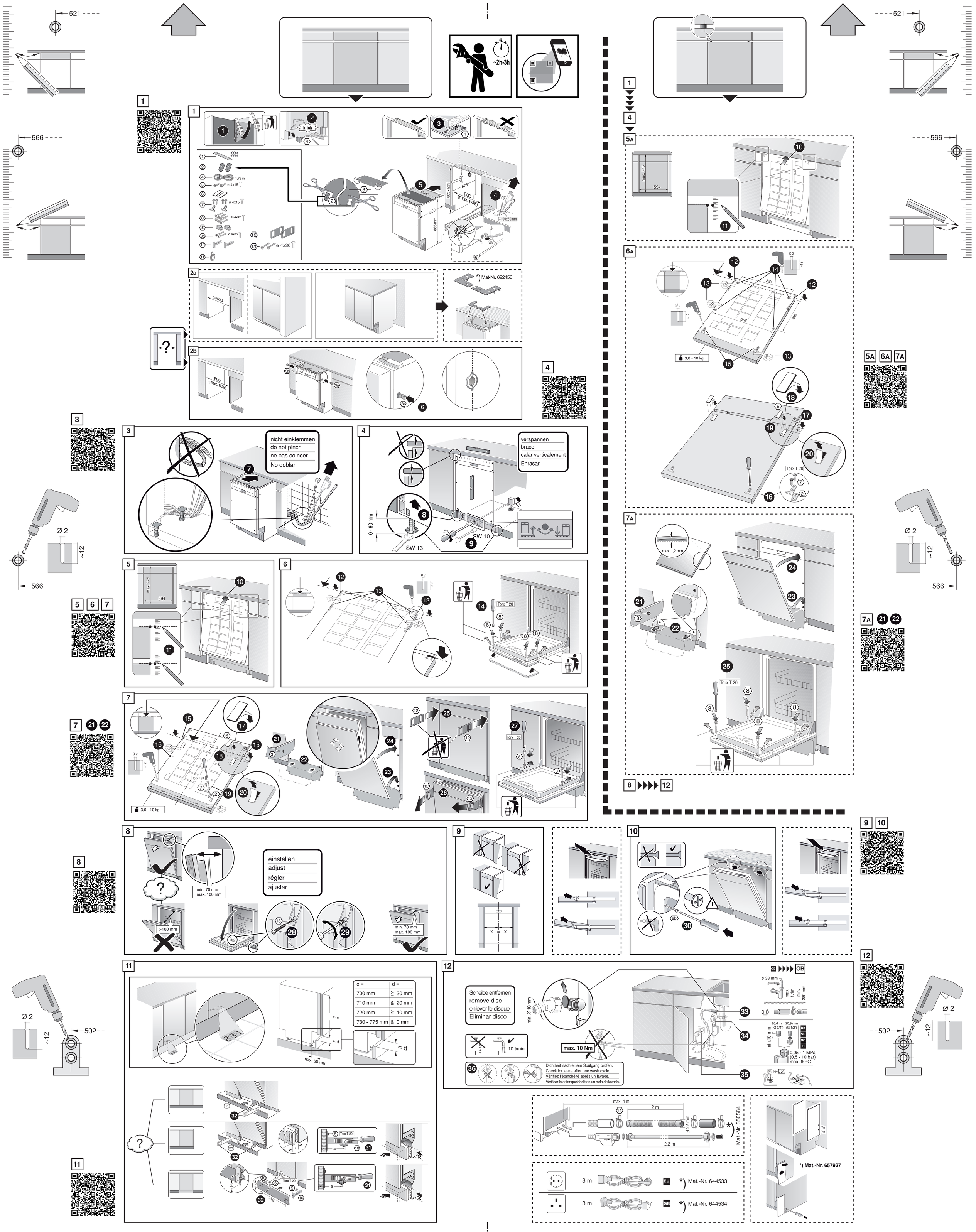
521
566
~2h-3h
1
2
Klick
3
4
1,75 m
ø 4x15
Ø 4x42
Ø 4x36
ø 4x30
865 - 925
575
600 (max. 608)
550
865 mm
100x50mm
2a
≥ 608
*) Mat-Nr. 622456
2b
600 (max. 608)
5A
max. 775
594
6A
Ø 2
~12
521
566
320
3,0 - 10 kg
Torx T 20
45
7A
max. 1,2 mm
3
nicht einklemmen
do not pinch
ne pas coincer
No doblar
4
verspannen
brace
calar verticalement
Enrasar
0 - 60 mm
SW 13
SW 10
5
max. 775
594
6
Torx T 20
7
Torx T 20
3,0 - 10 kg
8
einstellen
adjust
régler
ajustar
min. 70 mm
max. 100 mm
>100 mm
9
x = x
10
9b
11
c =
d =
700 mm ≧ 30 mm
710 mm ≧ 20 mm
720 mm ≧ 10 mm
730 - 775 mm ≧ 0 mm
max. 60 mm
Torx T 20
470
12
Scheibe entfernen
remove disc
enlever le disque
Eliminar disco
min. Ø 18 mm
10 l/min
max. 10 Nm
Dichtheit nach einem Spülgang prüfen.
Check for leaks after one wash cycle.
Vérifiez l'étanchéité après un lavage.
Verificar la estanqueidad tras un ciclo de lavado.
ø 38 mm
max. 1,1 m
min. 280 mm
26,4 mm (G 3/4")
20,9 mm (G 1/2")
min. 10 mm
DK
SE
NO
FI
0,05 - 1 MPa
(0,5 - 10 bar)
max. 60°C
max. 4 m
2 m
Ø 22 mm
2,2 m
*) Mat.-Nr. 350564
3 m
EU
*) Mat.-Nr. 644533
3 m
GB
*) Mat.-Nr. 644534
*) Mat.-Nr. 657927