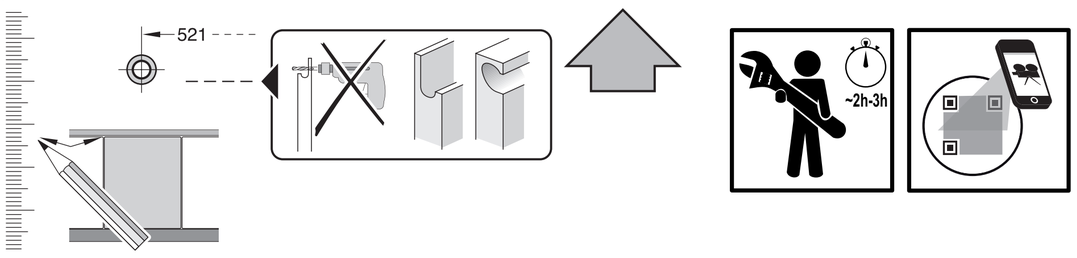

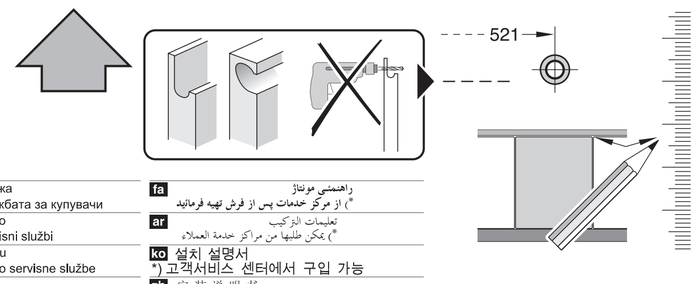

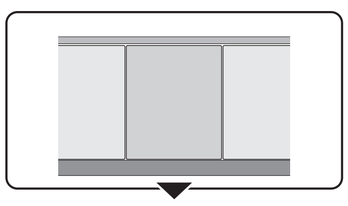

de Montageanleitung *) über Kundendienst erhältlich	**tr** Montaj kılavuzu *) Yetkili servis üzerinden alınabilir	**mk** Упатство за монтажа *) се добива преку службата за купувачи	**fa** راهنمای مونتاژ *) از مرکز خدمات پس از فروش تهیه فرمایید
en Installation instructions *) Available from customer service	**ru** Инструкция по монтажу *) Можно получить в сервисном центре	**sl** Navodilo za montažo *) Lahko nabavite v servisni službi	**ar** تعليمات التركيب *) يمكن طلبها من مراكز خدمة العملاء
fr Notice de montage *) Disponible par le biais du service après-vente	**cs** Montážní návod *) K dispozici přes servisní službu	**sr** Uputstvo za montažu *) Može se nabaviti preko servisne službe	**ko** 설치 설명서 *) 고객서비스 센터에서 구입 가능
nl Montagevoorschrift *) Tegen meerprijs bij de Servicedienst verkrijgbaar	**no** Monteringsanvisning *) fåes hos kundeservice	**et** Monteerimisjuhend *) küsige klienditeeninduselt	**zh** 安装说明书 *) 可向售后服务站索取。
it Istruzioni per il montaggio *) Disponibili presso il servizio assistenza clienti	**fi** Asennusohje *) Saatavissa huoltopalvelusta	**lt** Montavimo instrukcija *) Ją galima gauti klientų aptarnavimo servise	**uk** Інструкція з монтажу *) Можна отримати через сервісну службу
el Οδηγίες τοποθέτησης *) Διατίθενται από την υπηρεσία τεχνικής εξυπηρέτησης πελατών	**da** Monteringsvejledning *) Kan købes hos serviceafdelingen	**lv** Montāžas pamācība *) Var saņemt servisa dienestā	**ro** Instrucţiune de montaj *) obtenabilă la serviciul pentru clienţi
es Instrucciones de montaje *) Se puede adquirir a través del Servicio de Asistencia Técnica Oficial de la marca	**pl** Instrukcja montażu *) Do uzyskania w punkcie serwisowym	**sk** Návod na montáž *) Dostanete v službe zákazníkom	**id** Intruksi Pemasangan *) bisa didapatkan melalui Customer Service
pt Instruções de montagem *) Pode ser adquirido nos nossos Serviços Técnicos	**hu** Szerelési utasítás *) A vevőszolgálaton keresztül kapható:	**sq** Udhëzues për montim *) Sigurohet nëpërmjet servisit	**kk** Іске қосу туралы нұсқаулар! *) Сервис қызмет көрсету орталығында алуына жатады
sv Monteringsanvisning *) kan fås via Service	**hr** Uputa za montažu *) može dobiti kod službe održavanja	**bs** Uputa za montažu *) Može se dobiti preko servisne službe	

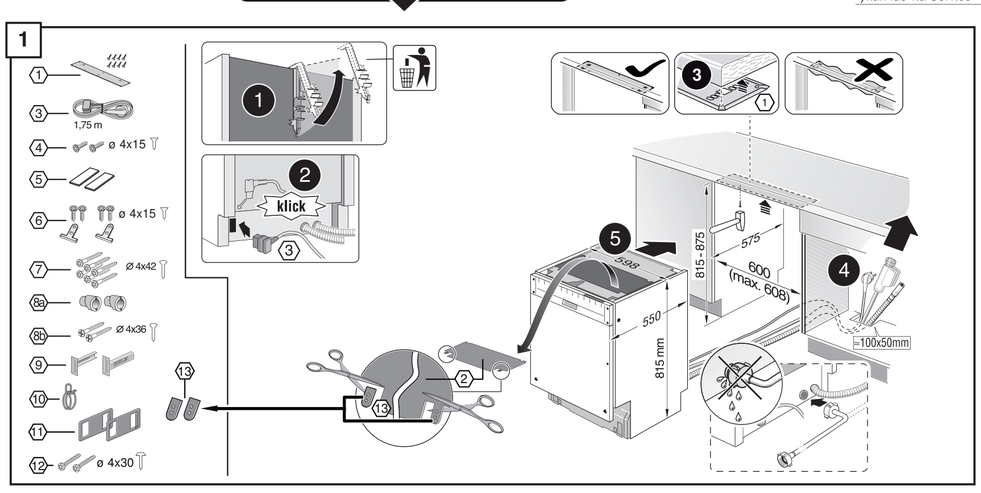

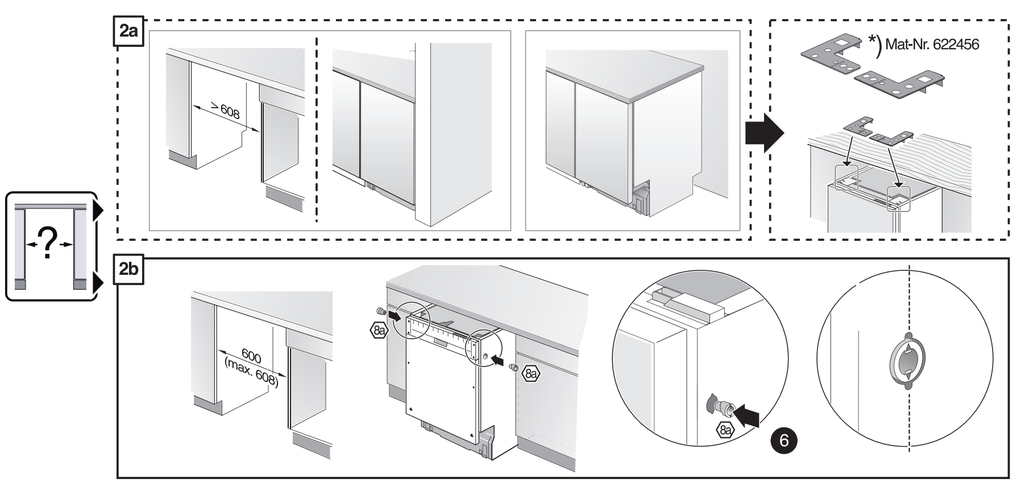

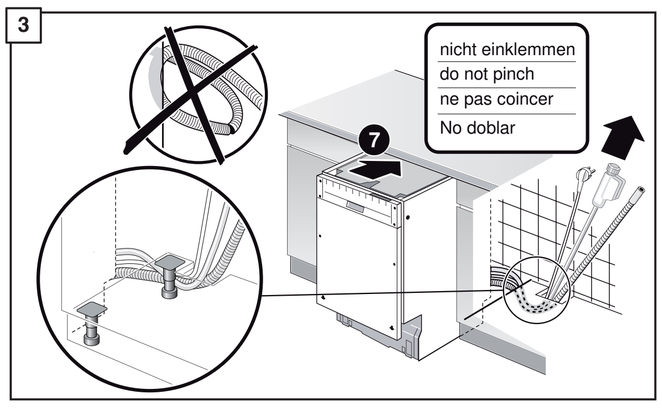

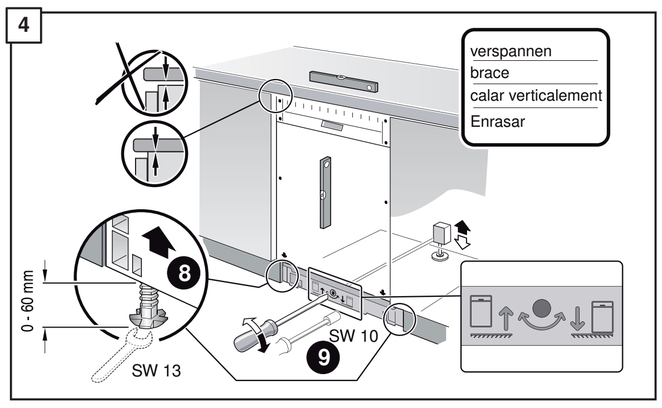

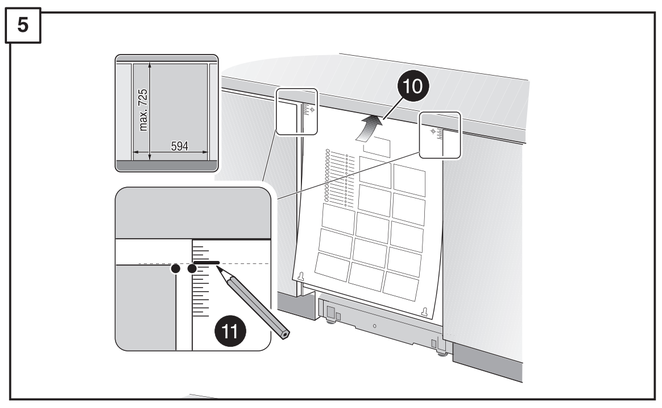

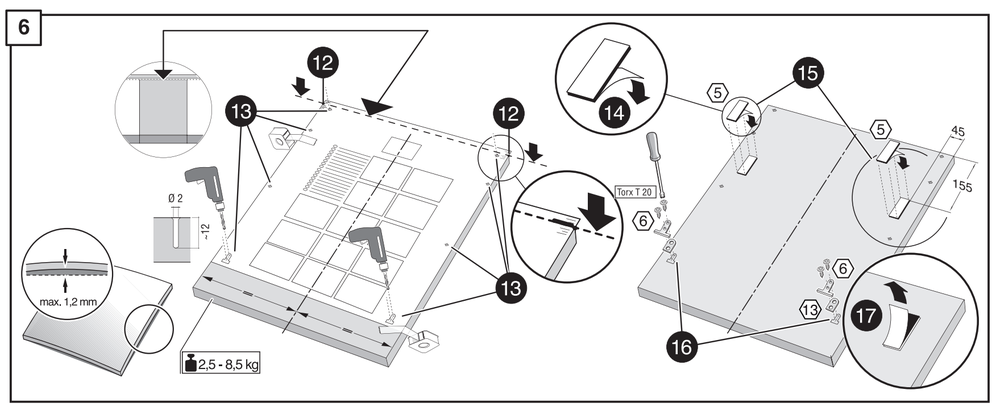

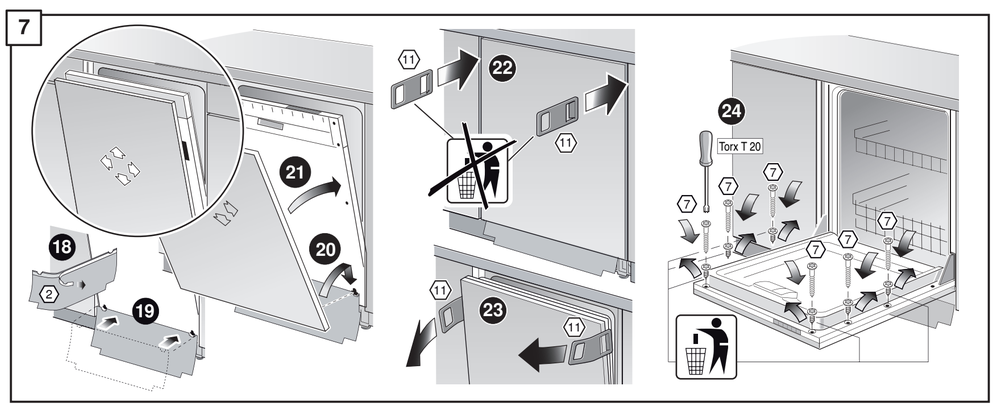

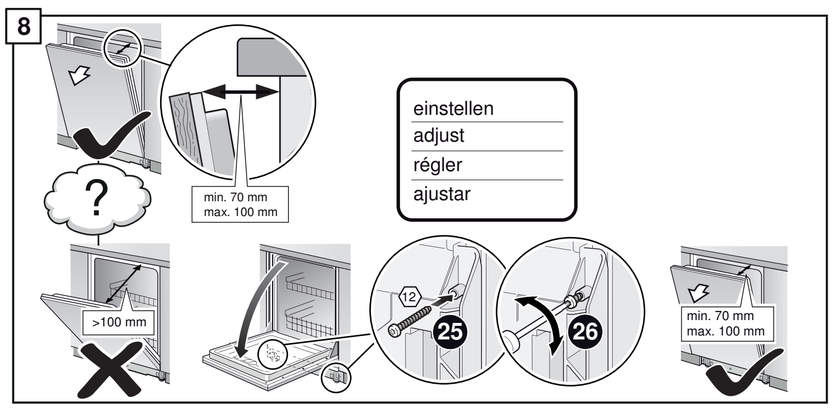

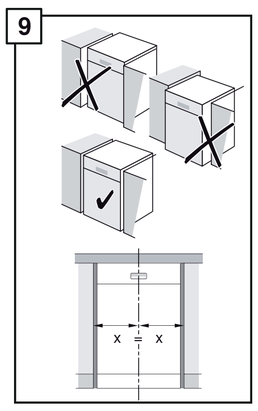

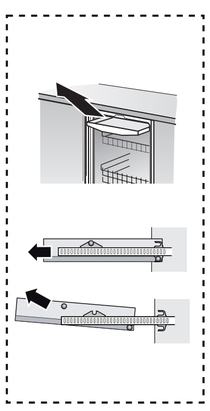

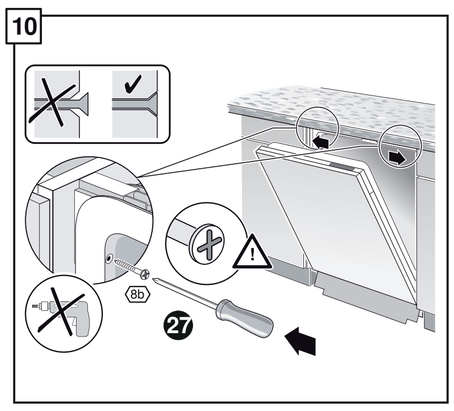

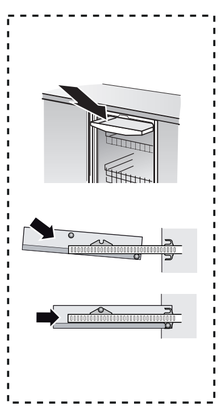

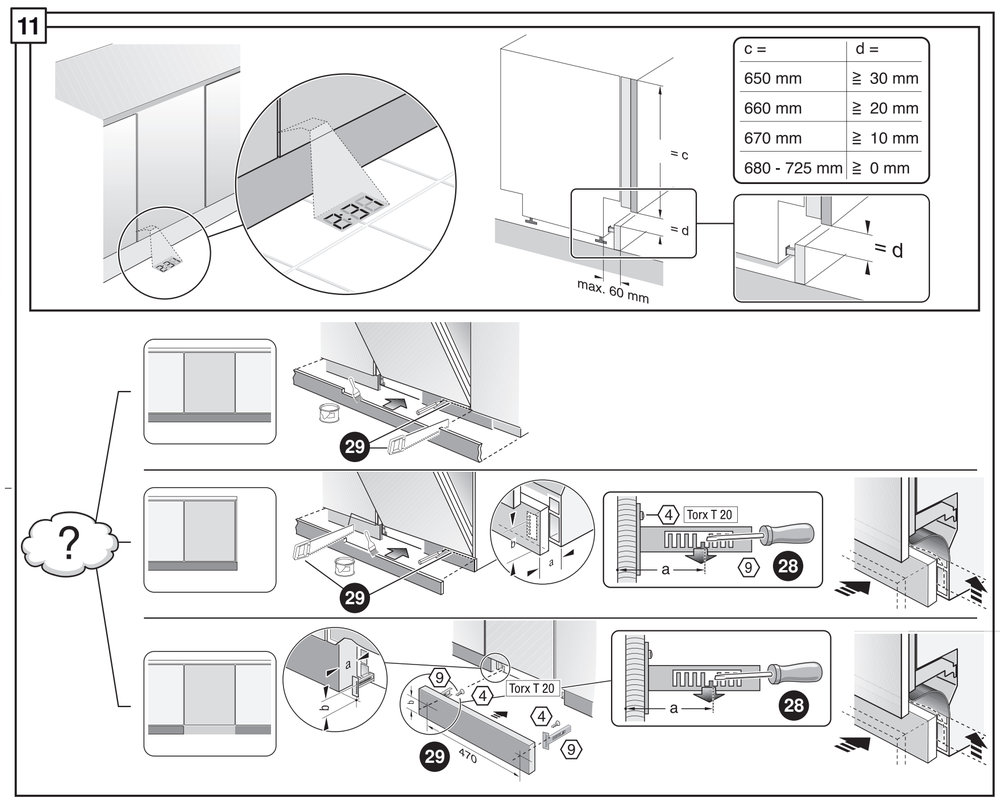

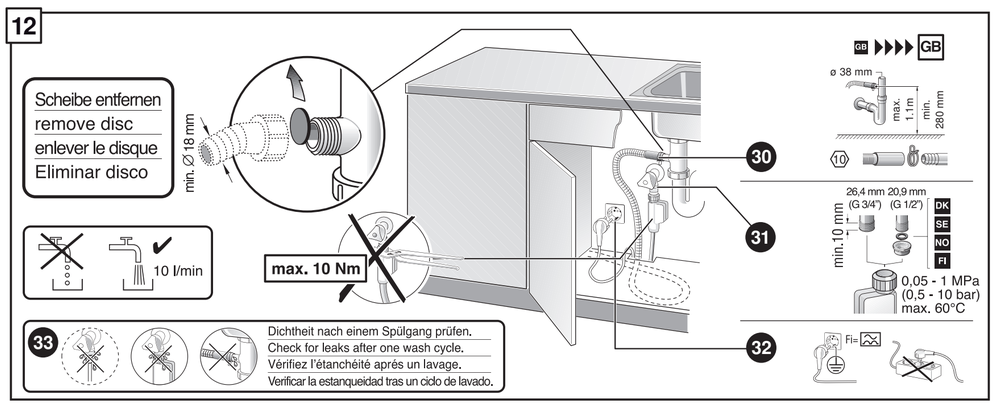

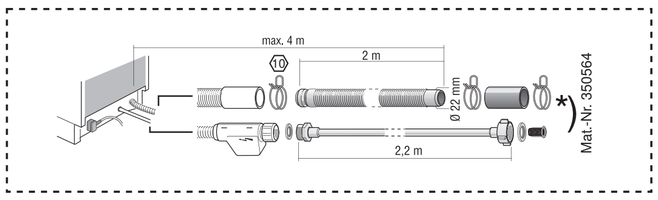

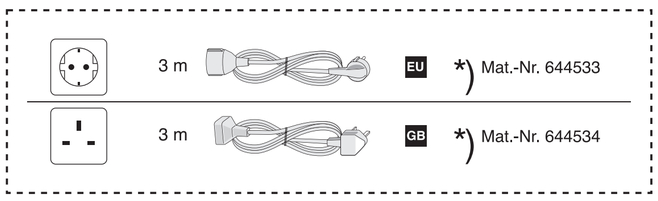

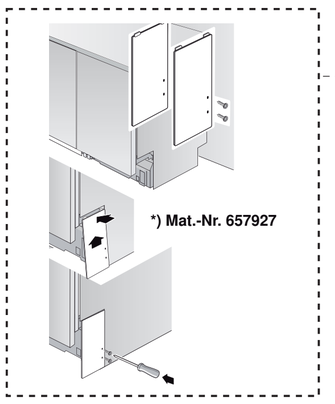

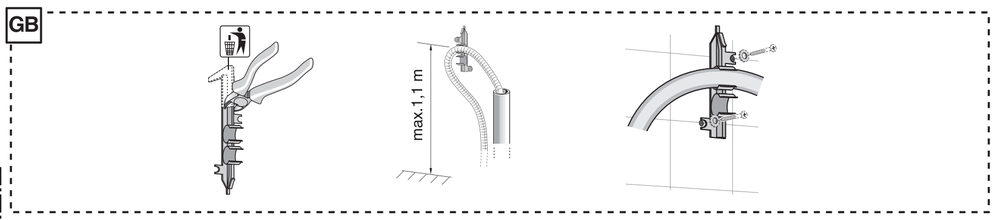

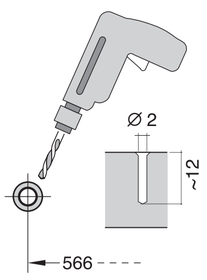

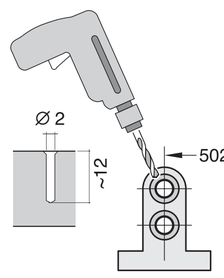

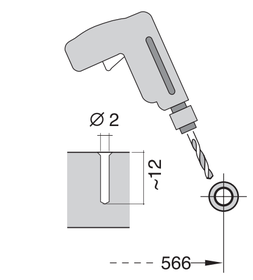

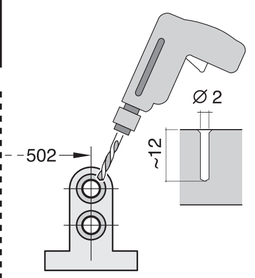

GV 640 Voll-I - 81,5 cm - m. GS 9001 170 243 (9812)

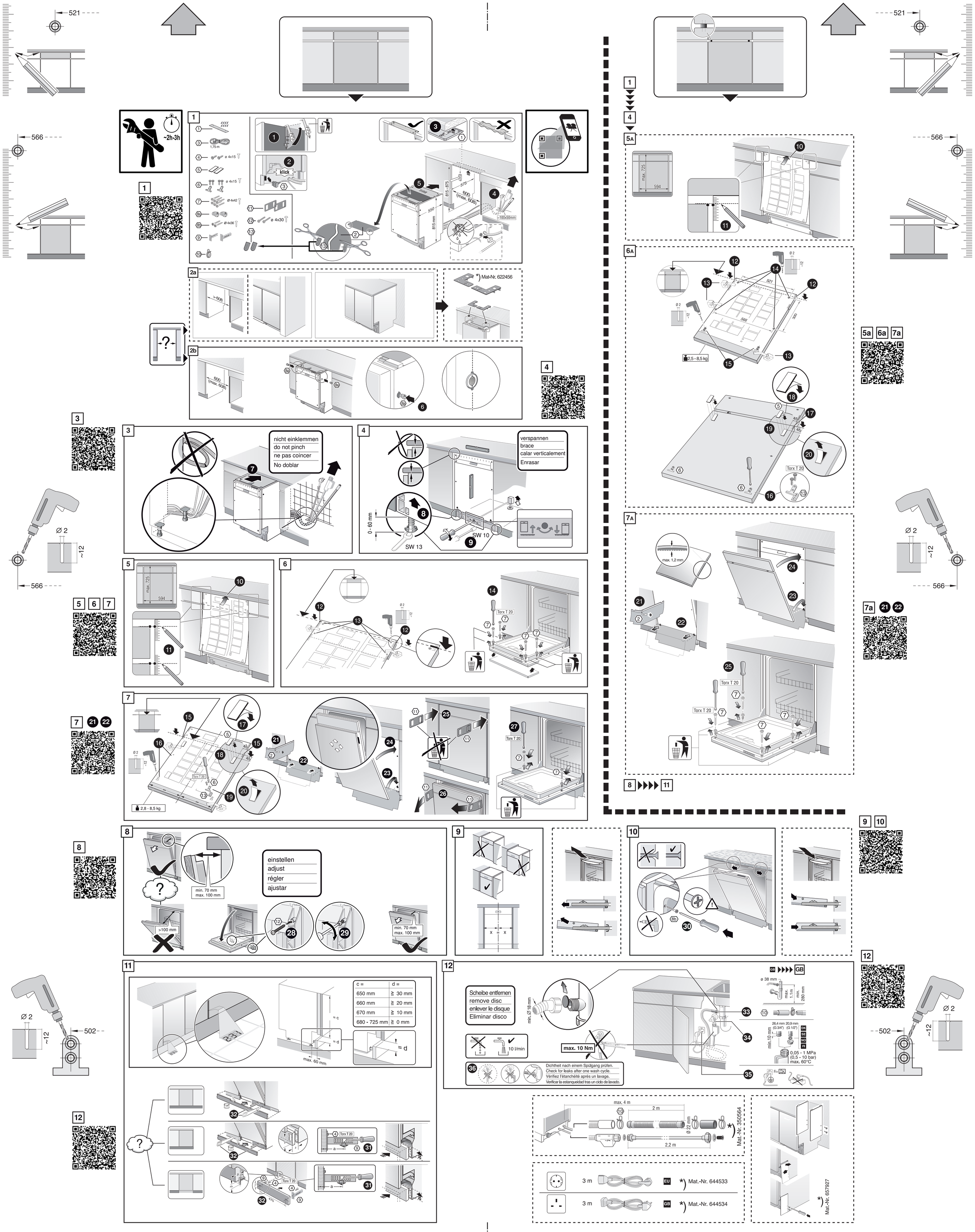
521
566
~2h-3h
1
1,75 m
ø 4x15
ø 4x15
Ø 4x42
Ø 4x36
ø 4x30
klick
815 - 875
575
600 (max. 608)
550
815 mm
≥100x50mm
2a
≥ 608
*) Mat-Nr. 622456
2b
600 (max. 608)
4
3
nicht einklemmen
do not pinch
ne pas coincer
No doblar
verspannen
brace
calar verticalement
Enrasar
0 - 60 mm
SW 13
SW 10
Ø 2
~12
5 6 7
max. 725
594
Torx T 20
2,8 - 8,5 kg
7 21 22
8
min. 70 mm
max. 100 mm
>100 mm
einstellen
adjust
régler
ajustar
9
x = x
10
8b
11
c =
d =
650 mm
≧ 30 mm
660 mm
≧ 20 mm
670 mm
≧ 10 mm
680 - 725 mm
≧ 0 mm
max. 60 mm
≧ c
≧ d
≧ d
502
12
Scheibe entfernen
remove disc
enlever le disque
Eliminar disco
min. Ø 18 mm
10 l/min
max. 10 Nm
36
Dichtheit nach einem Spülgang prüfen.
Check for leaks after one wash cycle.
Vérifiez l'étanchéité aprés un lavage.
Verificar la estanqueidad tras un ciclo de lavado.
GB
ø 38 mm
max. 1,1 m
min. 280 mm
26,4 mm (G 3/4")
20,9 mm (G 1/2")
min. 10 mm
DK
SE
NO
FI
0,05 - 1 MPa
(0,5 - 10 bar)
max. 60°C
max. 4 m
2 m
2,2 m
Ø 22 mm
*) Mat.-Nr. 350564
3 m
EU
*) Mat.-Nr. 644533
3 m
GB
*) Mat.-Nr. 644534
*) Mat.-Nr. 657927